



Ministry of Health Uganda

Weekly Epidemiological Bulletin

Epidemiological Week 52

26th December 2016– 1st January 2017

Highlights of the Week

☞ Cholera outbreak still ongoing in Busia district

Table 1: Summary table of the priority disease and events in Week 52, 2016

Indicator	Week 52 2015	Week 51 2016	Week 52 2016
% of Districts reporting (n=116)	100	100	100
% of Health facilities reporting	62.9	71.1	81
Priority diseases	Cases (deaths)	Cases (deaths)	Cases (deaths)
AFP	1(0)	4(0)	2(0)
Animal bites	160(0)	256(1)	268(0)
Cholera	6(0)	4(0)	4(0)
Dysentery	543(1)	618(4)	741(0)
Guinea Worm	0(0)	0(0)	0(0)
Malaria	125558(30)	165934(34)	138249(37)
Measles	60(0)	40(0)	39(0)
Bacterial Meningitis	1(0)	6(3)	11(3)
NNT	1(0)	1(1)	1(0)
Plague	4(0)	0(0)	0(0)
Typhoid	1211(0)	1548(2)	1497(2)
MDR TB	12(2)	9(2)	2(0)
Human Influenza samples (lab confirmed/Samples tested)	-	2(0)	0/16

Completeness of Reporting

During week 52, the proportion of health facilities that reported was 81% reflecting a 28.8% increase in reporting rate in comparison to the same week in 2015. Only 14.7% (17/116) districts had 100% of their health facilities reporting and 63.8% (74/116) of the districts achieved the national target of 80%. Only two districts; Kampala and Kagadi had $\leq 40\%$ of their health facilities reporting this week. The district level performances in Week 52 have been presented in the figures below;

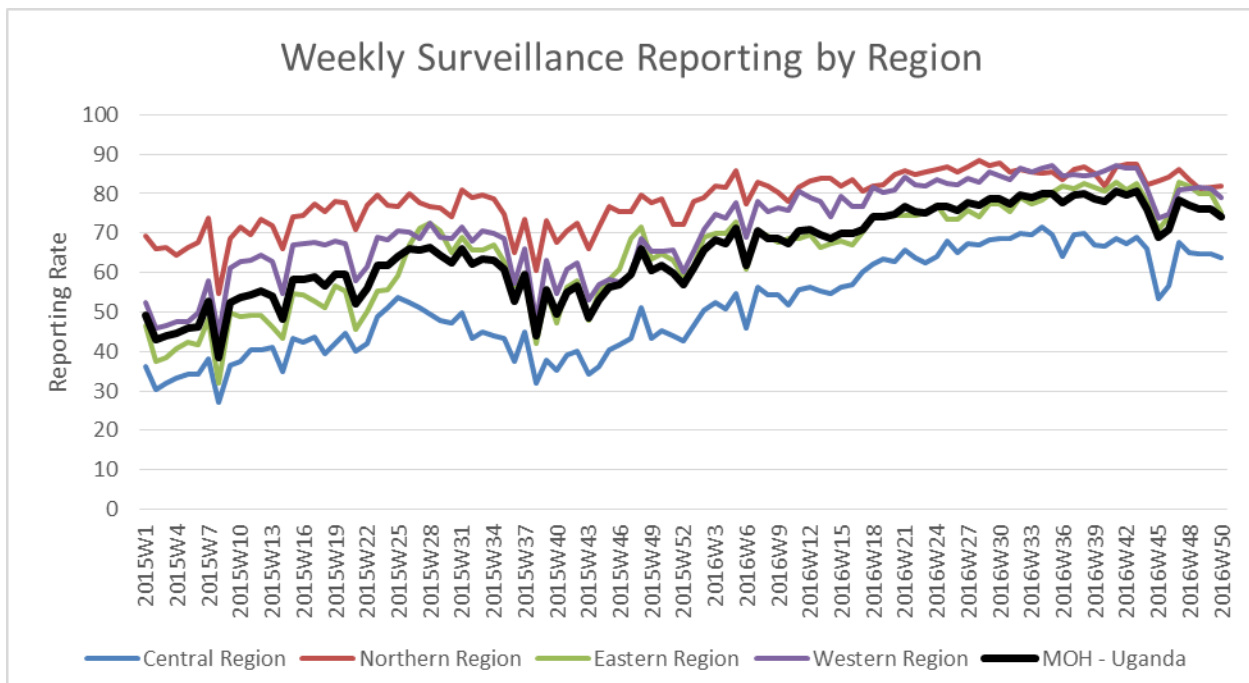


Figure 1: Figure showing weekly surveillance reporting rates by region in Week 52, 2016

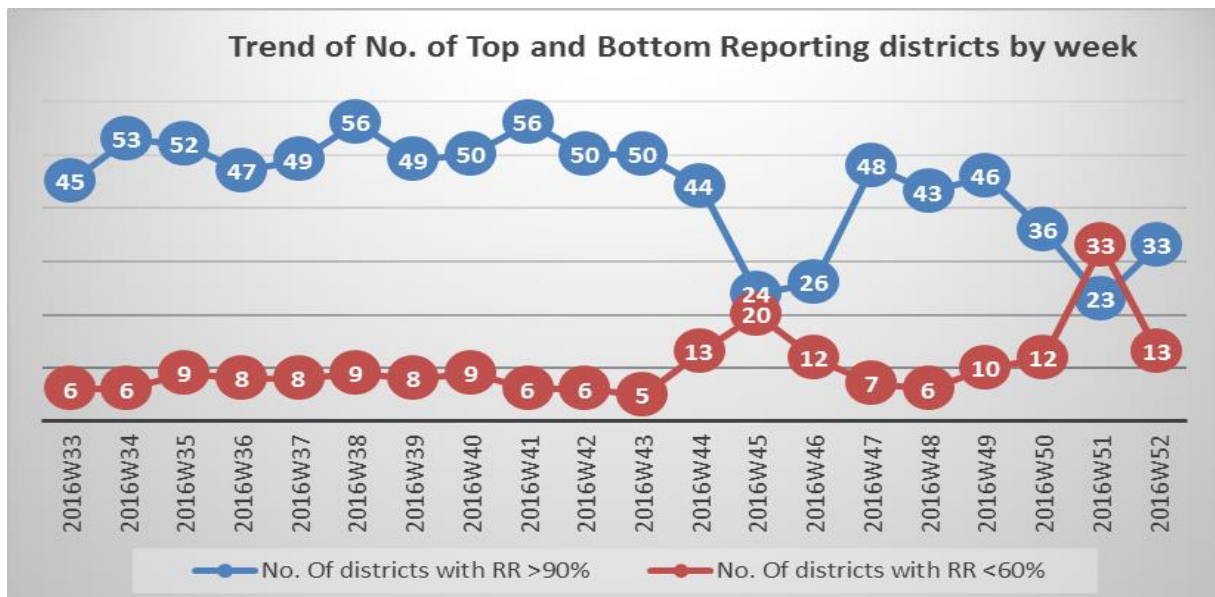


Figure 2: Figure showing trend of top and bottom reporting in Week 52, 2016

Disease outbreaks

Cholera: A total of four (4) suspected Cholera cases were reported from Busia district during Week 52, with no Cholera related death.

Malaria: A total of 138,249 cases of Malaria with 37 deaths were reported in Week 52 (CFR 0.03%). The malaria cases reported this week represent a 16.7% decrease in comparison to the previous week.

Measles: In Week 52 of 2016, a total of 39 suspected cases of Measles were reported from 21 districts with no measles related death. Nakaseke district reported the highest number of 5 cases.

Typhoid fever: In Week 52 of 2016, 1497 cases of suspected Typhoid fever were reported from 91 districts with 62.6% (57/91) of these districts being above the threshold of 5 cases. Two Typhoid related deaths were reported from Kagadi (1) and Soroti (1) districts this week. Kotido district reported the highest attack rate of 32/100,000 population.

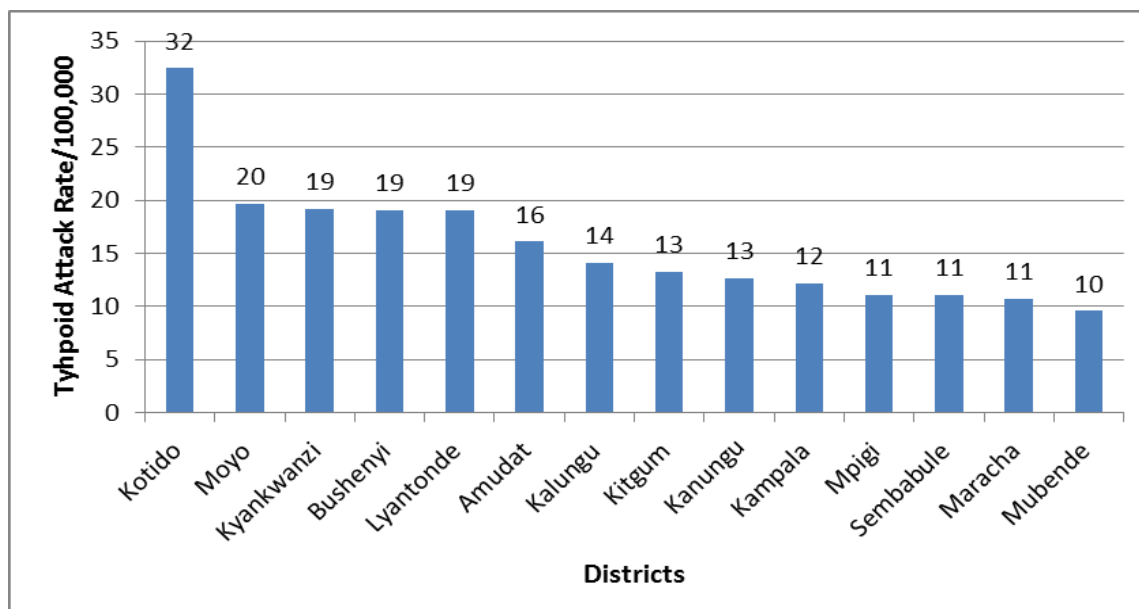


Figure 3: Graph showing Districts with Typhoid fever Attack Rate of $\geq 10/100,000$ in Week 52 of 2016

Influenza: In week 52 of 2016, 16 samples were received and processed by the Walter Reed Influenza Surveillance Project. All the samples tested negative for Influenza.

AFP: There was a total of 2 AFP cases reported during this week compared to 16 cases reported during the previous week. No AFP related death was reported in this week

Neonatal Tetanus: In Week 52 of 2016, one (1) suspected case of NNT was reported from Mbale district with no NNT related death.

Maternal and Perinatal deaths: Five (5) Maternal deaths were reported from five districts while seventeen (17) Perinatal deaths from 8 districts were reported in Week 52 of 2016 as shown in table 2 below;

Table 2: Summary table of Maternal and Perinatal deaths in Week 52, 2016

District	Facility	Maternal Deaths	Perinatal Deaths
Apac	Aduku HC IV	1	1
Bushenyi	Kiu Teaching Hospital	0	3
Bushenyi	Comboni Hospital	1	1
Kaliro	Dr.Ambrosoli HC III	1	1
Kayunga	Kayunga Hospital	0	3
Kiboga	Kiboga Hospital	1	3
Nebbi	Panyigoro HC III	0	1
Nebbi	Nebbi Hospital	0	2
Wakiso	Kisubi Hospital	1	1
Yumbe	Yumbe Hospital	0	1

Summary table for epidemiological reports received for Week 52 (26th December 2016– 1st January 2017)

(Numbers in brackets indicate deaths)

District	% HU Reporting	AFP	AEIs	Animal Bites	Bacterial Meningitis	Cholera	Dysentery	Guinea Worm	Malaria	Measles	NNT	Plague	Presumptive MDR TB	Typhoid Fever
Abim	80	0	0	0	0	0	7(0)	0	248(0)	0	0	0	0	0
Adjumani	71.4	0	0	1(0)	0	0	23(0)	0	2,659(0)	0	0	0	0	0
Agago	89.7	0	0	1(0)	0	0	19(0)	0	1,969(0)	0	0	0	0	3(0)
Alebtong	90	0	0	1(0)	1(0)	0	7(0)	0	627(1)	0	0	0	0	4(0)
Amolatar	100	0	1	2(0)	0	0	8(0)	0	499(0)	0	0	0	0	7(0)
Amudat	100	0	0	0	0	0	2(0)	0	122(0)	0	0	0	0	18(0)
Amuria	87.2	0	0	11(0)	0	0	6(0)	0	1,401(0)	0	0	0	0	3(0)
Amuru	65.6	0	0	0	0	0	6(0)	0	1,145(0)	0	0	0	0	0
Apac	75.7	0	0	11(0)	0	0	0	0	1,855(0)	0	0	0	0	0
Arua	62.7	0	0	9(0)	0	0	28(0)	0	3,144(2)	0	0	0	0	58(0)
Budaka	66.7	0	0	0	0	0	0	0	177(0)	0	0	0	0	0
Bududa	93.3	0	0	2(0)	0	0	1(0)	0	418(1)	0	0	0	0	0
Bugiri	54	0	0	0	0	0	7(0)	0	870(0)	0	0	0	0	19(0)
Buhweju	88.2	0	0	0	0	0	0	0	115(0)	0	0	0	0	0
Buikwe	76.4	0	0	2(0)	1(0)	0	5(0)	0	1,690(0)	3(0)	0	0	0	21(0)
Bukedea	68.8	0	0	4(0)	0	0	4(0)	0	1,021(0)	0	0	0	0	5(0)
Bukomansimbi	100	0	0	0	0	0	0	0	847(0)	1(0)	0	0	0	8(0)
Bukwo	100	0	0	2(0)	0	0	16(0)	0	346(0)	0	0	0	0	5(0)
Bulambuli	89.5	0	0	0	0	0	1(0)	0	344(0)	0	0	0	0	1(0)
Buliisa	83.3	0	0	1(0)	0	0	1(0)	0	445(0)	0	0	0	0	3(0)
Bundibugyo	83.3	0	0	1(0)	0	0	9(0)	0	1,319(0)	0	0	0	0	19(0)
Bushenyi	92.1	0	0	6(0)	0	0	0	0	756(0)	0	0	0	0	45(0)
Busia	89.7	0	0	0	0	4(0)	6(0)	0	1,542(0)	0	0	0	0	17(0)
Butaleja	70.8	0	0	0	0	0	6(0)	0	482(0)	1(0)	0	0	0	6(0)
Butambala	95.7	0	0	4(0)	0	0	2(0)	0	1,585(0)	0	0	0	0	8(0)
Buvuma	54.5	0	0	1(0)	0	0	1(0)	0	200(0)	1(0)	0	0	0	2(0)
Buyende	72.7	0	0	0	0	0	1(0)	0	794(0)	0	0	0	0	1(0)
Dokolo	100	0	0	0	0	0	11(0)	0	750(0)	1(0)	0	0	0	6(0)
Gomba	84.2	0	0	0	0	0	0	0	704(0)	0	0	0	0	0
Gulu	68.3	0	0	5(0)	1(0)	0	24(0)	0	2,906(2)	0	0	0	0	24(0)
Hoima	42.4	0	0	5(0)	0	0	7(0)	0	803(1)	0	0	0	0	25(0)
Ibanda	82.6	0	0	5(0)	0	0	1(0)	0	1,305(0)	0	0	0	0	0
Iganga	64.3	0	0	0	0	0	0	0	1,964(0)	0	0	0	0	0
Isingiro	82.9	0	0	0	0	0	1(0)	0	2,282(1)	0	0	0	0	4(0)
Jinja	56.4	0	0	0	0	0	2(0)	0	1,840(0)	1(0)	0	0	0	38(0)
Kaabong	74.1	0	0	5(0)	0	0	4(0)	0	676(0)	0	0	0	0	5(0)

Kabale	96.4	0	0	2(0)	0	0	0	0	316(0)	0	0	0	0	4(0)
Kabarole	52.1	0	0	0	1(1)	0	3(0)	0	952(0)	0	0	0	0	0
Kaberamaido	60	0	0	1(0)	0	0	7(0)	1(0)	1,022(0)	0	0	0	0	5(0)
Kagadi	38.7	0	0	0	0	0	0	0	169(0)	0	0	0	0	1(1)
Kakumiro	55.2	0	0	0	0	0	3(0)	0	292(0)	0	0	0	0	20(0)
Kalangala	70.6	0	0	0	0	0	6(0)	0	225(1)	0	0	0	0	3(0)
Kaliro	85.7	0	0	0	0	0	0	0	1,187(0)	0	0	0	0	0
Kalungu	82.1	0	0	0	0	0	2(0)	0	837(0)	0	0	0	0	26(0)
Kampala	29.2	0	0	49(0)	2(1)	0	8(0)	0	823(0)	4(0)	0	0	0	185(0)
Kamuli	69.5	0	0	11(0)	0	0	5(0)	0	2,430(1)	0	0	0	0	5(0)
Kamwenge	80	0	0	5(0)	0	0	2(0)	0	2,081(1)	0	0	0	0	0
Kanungu	83.3	0	0	1(0)	0	0	3(0)	0	1,061(0)	1(0)	0	0	0	32(0)
Kapchorwa	100	0	0	0	0	0	9(0)	0	337(0)	0	0	0	0	0
Kasese	83	0	0	0	0	0	25(0)	0	3,895(0)	0	0	0	0	9(0)
Katakwi	73.1	0	0	0	0	0	0	0	0	0	0	0	0	0
Kayunga	89.3	0	0	0	0	0	7(0)	0	964(0)	0	0	0	0	0
Kibaale	100	0	0	0	0	0	0	0	639(0)	0	0	0	0	4(0)
Kiboga	84.4	0	0	2(0)	0	0	2(0)	0	633(0)	2(0)	0	0	0	11(0)
Kibuku	100	0	0	0	0	0	3(0)	0	266(0)	0	0	0	0	1(0)
Kiruhura	78	0	0	8(0)	0	0	0	0	822(0)	0	0	0	0	6(0)
Kiryandongo	84.6	0	0	1(0)	0	0	6(0)	0	1,239(1)	0	0	0	0	5(0)
Kisoro	83.3	0	0	2(0)	0	0	0	0	238(0)	0	0	0	0	14(0)
Kitgum	56.3	0	0	2(0)	0	0	29(0)	0	1,643(5)	0	0	0	0	27(0)
Koboko	100	0	0	1(0)	0	0	0	0	1,216(0)	0	0	0	0	0
Kole	90.9	0	0	2(0)	0	0	0	0	493(0)	0	0	0	0	1(0)
Kotido	84.2	0	0	5(0)	0	0	17(0)	0	807(0)	0	0	0	0	58(0)
Kumi	55.2	0	0	0	0	0	1(0)	0	558(0)	0	0	0	0	11(0)
Kween	91.7	0	0	1(0)	0	0	3(0)	0	324(0)	2(0)	0	0	0	2(0)
Kyankwanzi	80	0	0	0	0	0	1(0)	0	507(0)	1(0)	0	0	0	41(0)
Kyegegwa	93.3	0	0	1(0)	0	0	0	0	1,306(1)	4(0)	0	0	0	1(0)
Kyenjojo	63.8	0	0	0	0	0	0	0	589(0)	0	0	0	0	5(0)
Lamwo	85.7	0	0	1(0)	0	0	0	0	1,093(0)	0	0	0	0	0
Lira	100	0	0	2(0)	0	0	10(0)	0	1,114(0)	0	0	0	0	18(0)
Luuka	71	0	0	0	0	0	3(0)	0	1,278(0)	0	0	0	0	2(0)
Luwero	78.4	0	0	2(0)	1(1)	0	2(0)	0	1,212(1)	0	0	0	0	13(0)
Lwengo	87.1	0	0	0	0	0	3(0)	0	2,345(0)	1(0)	0	0	0	17(0)
Lyantonde	46.7	0	0	0	0	0	1(0)	0	572(0)	0	0	0	0	18(0)
Manafwa	83.3	0	0	0	0	0	2(0)	0	969(1)	0	0	0	0	6(0)
Maracha	93.3	0	0	0	0	0	11(0)	0	913(0)	0	0	0	0	20(0)
Masaka	84.6	0	0	1(0)	0	0	1(0)	0	1,516(0)	0	0	0	0	12(0)
Masindi	76.7	0	0	13(0)	0	0	6(0)	0	898(0)	0	0	0	0	15(0)
Mayuge	84.8	0	0	0	0	0	6(0)	0	2,167(1)	0	0	0	0	19(0)
Mbale	98.3	0	0	2(0)	4(0)	0	10(0)	0	1,641(2)	1(0)	1(0)	0	1(0)	36(0)

Mbarara	95.6	0	0	11(0)	0	0	4(0)	0	827(0)	0	0	0	0	25(0)
Mitooma	100	0	0	0	0	0	2(0)	0	744(0)	0	0	0	0	14(0)
Mityana	76.3	0	0	4(0)	0	0	8(0)	0	1,861(1)	1(0)	0	0	0	8(0)
Moroto	87.5	0	0	6(0)	0	0	9(0)	0	377(1)	0	0	3(0)	0	6(0)
Moyo	100	0	0	0	0	0	25(0)	0	3,589(1)	0	0	0	0	27(0)
Mpigi	90	0	0	2(0)	0	0	1(0)	0	1,103(0)	0	0	0	0	28(0)
Mubende	80.5	0	0	6(0)	0	0	20(0)	0	3,006(3)	0	0	0	0	66(0)
Mukono	86.5	0	0	3(0)	0	0	2(0)	0	1,419(0)	1(0)	0	0	0	48(0)
Nakapiripirit	88.2	0	0	1(0)	0	0	7(0)	0	499(0)	0	0	0	0	4(0)
Nakaseke	87.5	0	0	0	0	0	11(0)	0	586(0)	5(0)	0	0	0	15(0)
Nakasongola	68.6	0	0	1(0)	0	0	10(0)	0	1,180(0)	0	0	0	0	13(0)
Namayingo	84.4	0	0	1(0)	0	0	5(0)	0	1,674(0)	0	0	0	0	13(0)
Namutumba	93.9	0	0	0	0	0	2(0)	0	1,585(0)	0	0	0	0	3(0)
Napak	64.3	0	0	0	0	0	4(0)	0	384(0)	0	0	0	0	0
Nebbi	88.4	0	0	5(0)	0	0	20(0)	0	2,273(1)	0	0	0	0	7(0)
Ngora	100	0	0	0	0	0	1(0)	0	1,669(0)	0	0	0	0	0
Ntoroko	88.9	0	0	0	0	0	1(0)	0	259(0)	0	0	0	0	2(0)
Ntungamo	73.5	0	0	1(0)	0	0	0	0	1,644(2)	0	0	0	0	4(0)
Nwoya	100	0	0	1(0)	0	0	2(0)	0	1,484(0)	0	0	0	0	5(0)
Omoro	78.6	0	0	2(0)	0	0	9(0)	0	2,042(0)	0	0	0	0	4(0)
Otuke	88.2	0	0	2(0)	0	0	4(0)	0	503(0)	0	0	0	0	1(0)
Oyam	92.3	0	0	8(0)	0	0	8(0)	0	2,753(0)	0	0	0	0	22(0)
Pader	61.5	0	0	0	0	0	18(0)	0	1,244(0)	0	0	0	0	0
Pallisa	69.7	0	0	1(0)	0	0	7(0)	0	1,341(1)	1(0)	0	0	0	8(0)
Rakai	55.6	0	0	1(0)	0	0	9(0)	0	4,646(0)	2(0)	0	0	0	23(0)
Rubanda	97.1	0	0	0	0	0	0	0	125(0)	0	0	0	0	3(0)
Rubirizi	89.5	0	0	0	0	0	0	0	443(1)	0	0	0	0	0
Rukungiri	73	0	0	0	0	0	0	0	1,301(0)	0	0	0	0	0
Sembabule	100	0	0	1(0)	0	0	2(0)	0	1,837(0)	0	0	0	0	28(0)
Serere	100	0	0	1(0)	0	0	3(0)	0	1,344(0)	0	0	0	0	2(0)
Sheema	94.3	0	0	0	0	0	0	0	668(0)	0	0	0	0	0
Sironko	100	0	0	3(0)	0	0	0	0	950(0)	0	0	0	0	0
Soroti	80	0	0	3(0)	0	0	23(0)	0	2,173(0)	1(0)	0	0	0	21(1)
Tororo	80.6	0	0	3(0)	0	0	6(0)	0	873(0)	1(0)	0	0	0	14(0)
Wakiso	55.3	0	0	3(0)	0	0	65(0)	0	2,727(0)	3(0)	0	0	1(0)	61(0)
Yumbe	93.3	0	0	2(0)	0	0	29(0)	0	2,769(2)	0	0	0	0	3(0)
Zombo	94.7	0	0	2(0)	0	0	11(0)	0	908(1)	0	0	0	0	11(0)
National	81	2(0)	1(0)	268(0)	11(3)	4(0)	741(0)	0(0)	138249(37)	39(0)	1(0)	3(0)	2(0)	1497(2)

Key: Yellow: 100% reporting, Green: 80-99% reporting, Red: Below 80% reporting

HU= Health Units, **AFP**=Acute Flaccid Paralysis, **AEIs**= Adverse Events following Immunization, **NNT**=Neonatal Tetanus, **MDR TB**= Multi-Drug Resistant Tuberculosis, **NR** =Not Reported

Compiled by the Epidemiological Surveillance Division, Ministry of Health

Editorial: *Dr. I. Nabukenya, Mr. J. Kissa, Dr. C.Kihembo, J. Nguna, Dr. B. Masiira, Z. Kabami, L. Nakiire, Dr. M. Musenero, Mr. M. Mugagga, Dr. J. Wamala, Dr. R. Musoke, Mr. N. Natseri, Dr. E. Katushabe, Dr. M. Nanyunja*

Founders: *Dr. J. Kamugisha (RIP), Dr. J. Wanyana, Dr. M. Lamunu, Dr. C. Mugeru, Dr. N Ndayimirigye, Mr. L. Luswa (RIP), Dr. N. Bakyaita, Mr. M. Mugagga*

*For comments please contact: The Epidemiological Surveillance Division - MoH; P.O BOX 7272 Kampala, Tel: 0414-340874/0414-345108;
Email: esd@health.go.ug or esduganda@yahoo.co.uk*