



Ministry of Health Uganda

Weekly Epidemiological Bulletin

Epidemiological Week 10

06th – 12th March 2017

Highlights of the Week

- ☞ Reporting rate was 84% with 60% of the districts attaining the national target of 80%
- ☞ Kagadi district has consistently had $\leq 40\%$ of its health facilities reporting this week
- ☞ Malaria remains the biggest cause of morbidity and mortality nationally

Table 1: Summary table of the priority disease and events in Week 10, 2017

Indicator	Week 10 2016	Week 9 2017	Week 10 2017
% of Districts reporting (n=116)	100	100	100
% of Health facilities reporting	82.8	81.4	84
Priority diseases	Cases (deaths)	Cases (deaths)	Cases (deaths)
AFP	3(0)	0(0)	0(0)
Animal bites	247(1)	275(0)	213(1)
Cholera	59(0)	0(0)	1(0)
Dysentery	716(0)	1094(1)	1162(0)
Guinea Worm	0(0)	0(0)	0(0)
Malaria	131314(48)	130066(31)	136944(55)
Measles	47(0)	36(0)	56(1)
Bacterial Meningitis	6(0)	0(0)	0(0)
NNT	2(2)	1(1)	0(0)
Plague	7(0)	0(0)	0(0)
Typhoid	1319(0)	1422(3)	1385(0)
MDR TB	12(1)	5(2)	9(0)
Human Influenza samples (lab confirmed/Samples tested)	-	1/20	-

Completeness of Reporting

All the 112 (100%) districts reported in week 10, 2017 with an average reporting rate of 84%, only 15.5% (18/116) districts had 100% of their health facilities reporting and 60% (70/116) of the districts achieved the national target of 80%. Only one Kagadi district; had $\leq 40\%$ of its health facilities reporting this week. The district level performances in Week 10 have been presented (**Figure 1&2**)

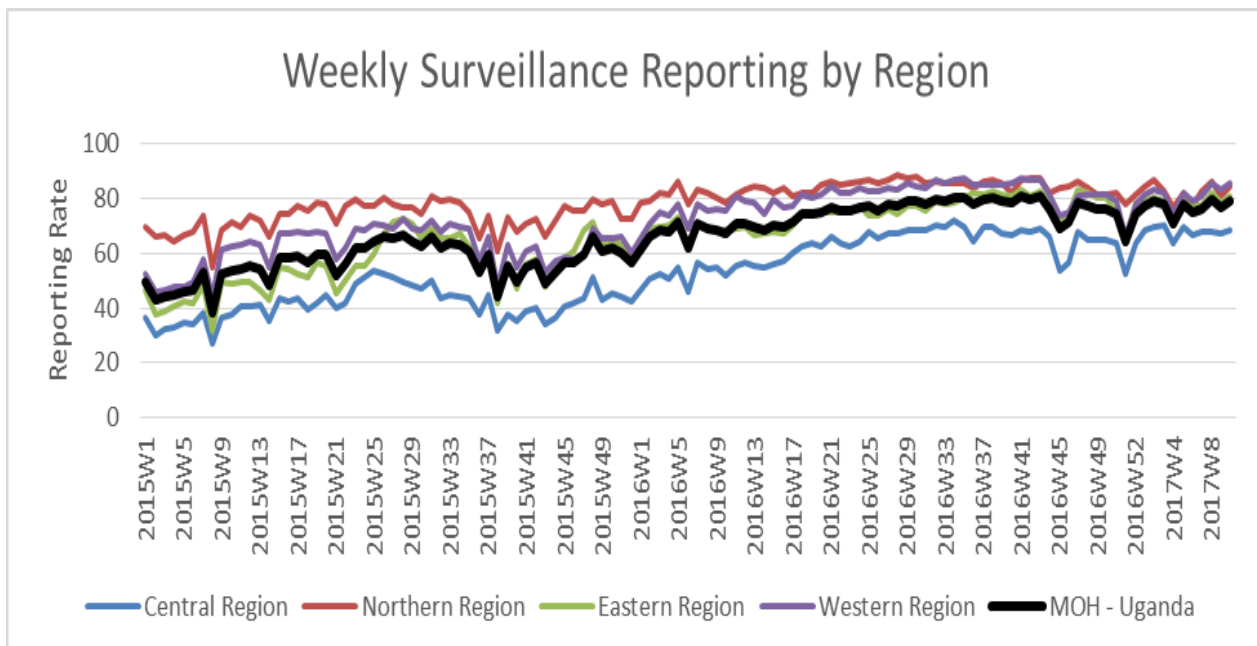


Figure 1: Figure showing weekly surveillance reporting rates by region in Week 10, 2017

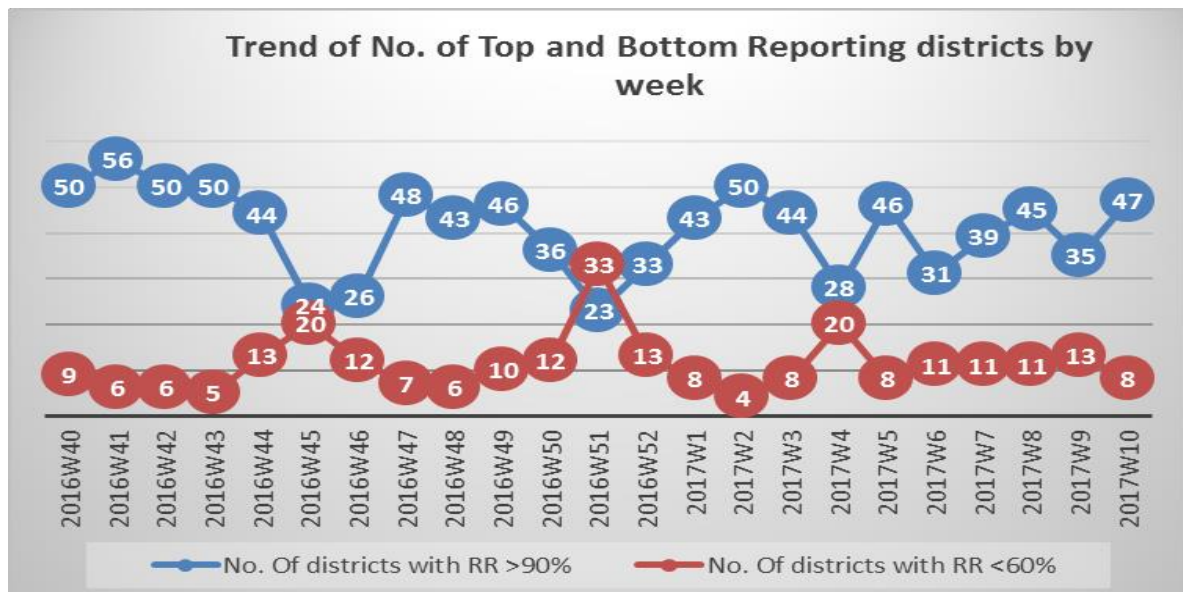


Figure 2: Figure showing trend of top and bottom reporting in Week 10, 2017

Disease outbreaks

Cholera: One cholera suspect case was reported from Nebbi district. No cholera related death was recorded.

Malaria: The total number of malaria cases reported this week were 136,944 with 55 deaths (CFR 0.04%). Analysis of malaria trends showed that the number of suspect malaria cases in the epidemic districts was still above the normal channel (Figure 3). Malaria normal channels for selected districts are shown below (Figure 4&5).

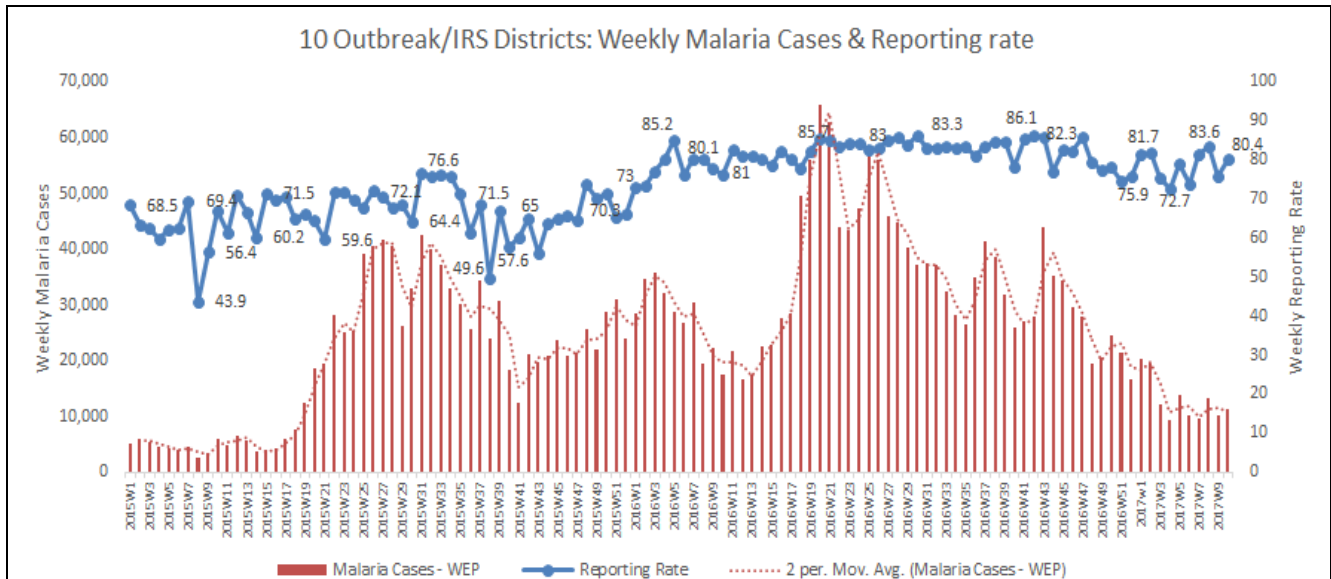


Figure 3: Number of malaria cases and reporting rates for the outbreak/IRS districts by Week 10 of 2017

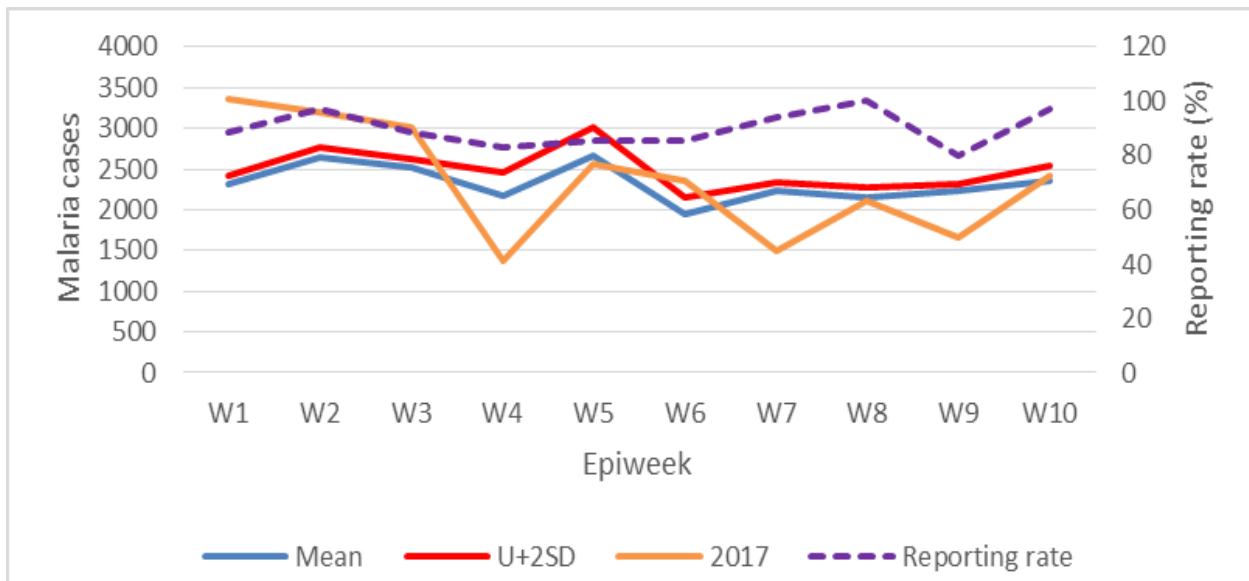


Figure 4: Malaria normal channels and reporting rates for Adjumani district by Week 10 of 2017

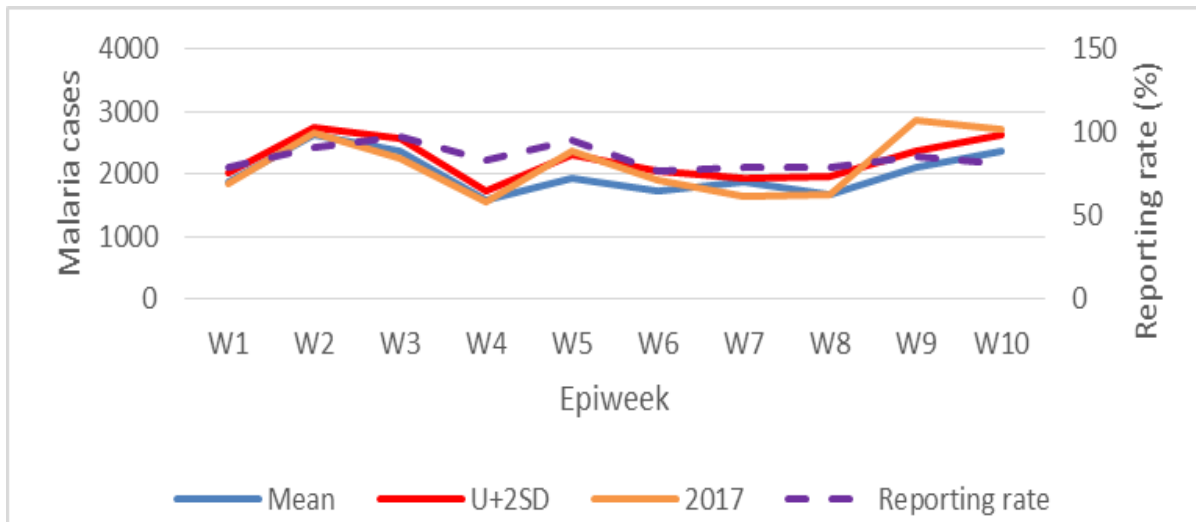


Figure 5: Malaria normal channels and reporting rates for Nebbi district by Week 10 of 2017

Measles: Thirty six (56) suspect cases of measles were reported from 21 districts with no measles related death. Two districts, Wakiso (10) and Buvuma (5) district reported more than five suspect cases this week. Nonetheless a measles outbreak is ongoing in the Islands of Buvuma district.

Other diseases of public health concern

Typhoid fever: In Week 10 of 2017, 1385 cases of suspect Typhoid fever cases were reported from 92 districts with 72.8% (67/92) of these districts being above the threshold of 5 cases. Zero typhoid related deaths were reported across the country. The highest attack rate was recorded from Kotido district (44).

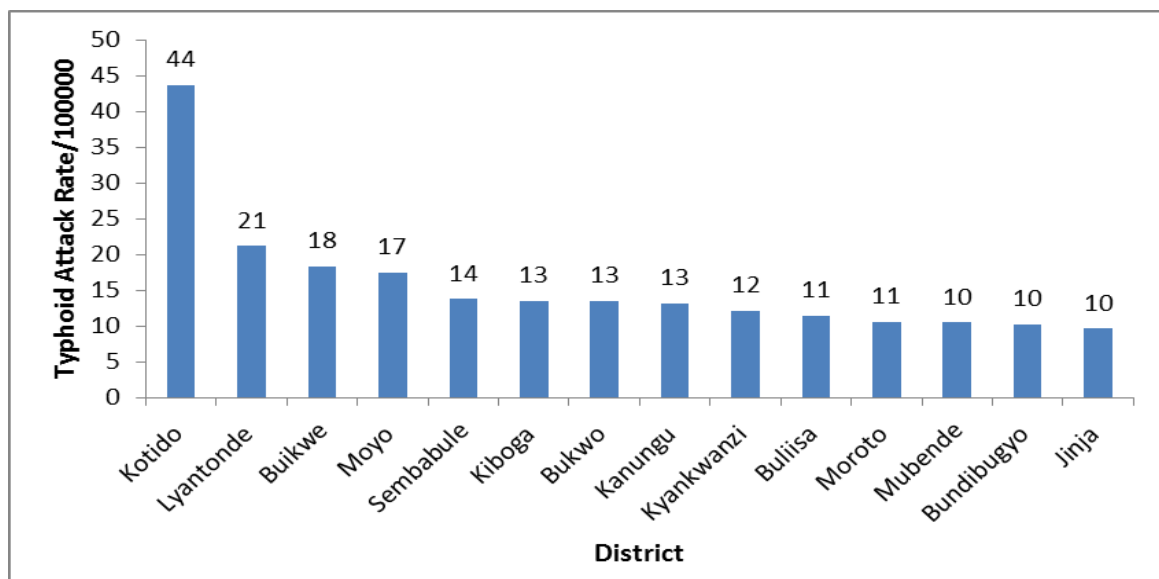


Figure 5: Graph showing Districts with Typhoid fever Attack Rate of $\geq 10/100,000$ in Week 10 of 2017

Influenza: Twenty (20) samples were received and processed by the Walter Reed Influenza Surveillance Project and one (1) tested positive for Influenza subtype A.

AFP: A record of zero AFP cases was reported this week.

Neonatal Tetanus: Zero record of NNT cases was reported from across the country.

Bacterial Meningitis: There was zero record of meningitis cases reported across the country.

Maternal and Perinatal deaths: Five (5) maternal deaths were reported from 5 districts while 22 perinatal deaths from 10 districts were reported in this week. Yumbe and Kadadi districts reported the highest number of perinatal deaths (4) (**Table 2**).

Table 2: Summary table of Maternal and Perinatal deaths in Week 10, 2017

District	Facility	Maternal Deaths	Perinatal Deaths
Buliisa	Buliisa HC IV	0	2
Hoima	Hoima RR Hospital	1	1
Yumbe	Yumbe Hospital	0	4
Kagadi	St. Ambrose Charity HC IV	0	3
Buikwe	Nkokonjeru Hospital	1	3
Kayunga	Kayunga Hospital	1	1
Bushenyi	Kiu Teaching Hospital	1	2
Kanungu	Kambuga Hospital	0	1
Moyo	Moyo Hospital	1	0
Nebbi	Nebbi Hospital	0	1
Kagadi	Kagadi Hospital	0	4

Summary table for epidemiological reports received for Week 10 (6th March – 12th March 2017)

(Numbers in brackets indicate deaths)

District	% HU Reporting	AFP	AEIs	Animal Bites	Bacterial Meningitis	Cholera	Dysentery	Guinea Worm	Malaria	Measles	NNT	Plague	MDR TB	Typhoid Fever
Abim	80	0	0	2(0)	0	0	8(0)	0	242(1)	0	0	0	0	21(0)
Adjumani	97.1	0	0	0	0	0	20(0)	0	2,426(0)	0	0	0	0	0
Agago	82.5	0	0	4(0)	0	0	23(0)	0	1,025(1)	0	0	0	0	6(0)
Alebtong	89.5	0	0	0	0	0	12(0)	0	266(0)	0	0	0	0	9(0)
Amolatar	91.7	0	0	0	0	0	13(0)	0	530(0)	0	0	0	0	3(0)
Amudat	100	0	0	2(0)	0	0	19(0)	0	178(0)	0	0	0	0	1(0)
Amuria	71.8	0	0	0	0	0	5(0)	0	1,118(0)	0	0	0	0	0
Amuru	65.6	0	0	0	0	0	9(0)	0	1,086(0)	0	0	0	0	0
Apac	80	0	0	0	0	0	1(0)	0	816(0)	0	0	0	0	0
Arua	73.3	0	0	3(0)	0	0	56(0)	0	3,861(1)	0	0	0	0	71(0)
Budaka	93.3	0	0	9(0)	0	0	3(0)	0	329(0)	0	0	0	0	0
Bududa	93.3	0	0	3(0)	0	0	3(0)	0	968(1)	1(0)	0	0	0	0
Bugiri	66	0	0	0	0	0	7(0)	0	1,243(0)	0	0	0	0	23(0)
Buhweju	94.1	0	0	0	0	0	0	0	172(0)	0	0	0	0	0
Buikwe	85.5	0	0	1(0)	0	0	4(0)	0	1,752(0)	2(0)	0	0	0	11(0)
Bukedea	75	0	0	0	0	0	2(0)	0	531(0)	0	0	0	0	5(0)
Bukomansimbi	100	0	0	0	0	0	1(0)	0	462(0)	0	0	0	0	7(0)
Bukwo	100	0	0	5(0)	0	0	22(0)	0	179(0)	0	0	0	0	7(0)
Bulambuli	94.7	0	0	0	0	0	1(0)	0	387(0)	0	0	0	0	0
Buliisa	100	0	0	0	0	0	4(0)	0	345(0)	0	0	0	0	19(0)
Bundibugyo	90	0	0	2(0)	0	0	17(0)	0	1,624(0)	0	0	0	0	21(0)
Bushenyi	92.1	0	0	6(0)	0	0	0	0	844(0)	0	0	0	0	8(0)
Busia	96.6	0	0	0	0	0	1(0)	0	2,279(0)	0	0	0	0	6(0)
Butaleja	70.8	0	0	0	0	0	9(0)	0	520(0)	0	0	0	0	7(0)
Butambala	91.3	0	0	0	0	0	1(0)	0	690(0)	1(0)	0	0	0	11(0)
Buvuma	100	0	1(0)	1(0)	0	0	3(0)	0	402(0)	5(0)	0	0	0	7(0)
Buyende	68.2	0	0	0	0	0	5(0)	0	649(0)	0	0	0	0	0
Dokolo	100	0	0	0	0	0	10(0)	0	541(0)	0	0	0	0	5(0)
Gomba	94.7	0	0	3(0)	0	0	2(0)	0	719(0)	0	0	0	0	0
Gulu	95	0	0	7(0)	0	0	39(0)	0	3,179(0)	0	0	0	4(0)	31(0)
Hoima	86	0	0	8(0)	0	0	40(0)	0	2,564(4)	1(0)	0	0	0	39(0)
Ibanda	97.8	0	0	4(0)	0	0	0	0	1,960(0)	0	0	0	0	1(0)
Iganga	69.6	0	0	0	0	0	12(0)	0	2,585(2)	0	0	0	0	0
Isingiro	88.6	0	0	0	0	0	4(0)	0	1,901(0)	0	0	0	0	28(0)
Jinja	55.1	0	0	8(0)	0	0	16(0)	0	2,224(0)	1(0)	0	0	0	6(0)
Kaabong	74.1	0	1(0)	0	0	0	12(0)	0	394(0)	0	0	0	0	6(0)

Kabale	91.6	0	0	5(0)	0	0	2(0)	0	149(0)	0	0	0	0	3(0)
Kabarole	56.3	0	0	5(0)	0	0	5(0)	0	1,211(3)	1(0)	0	0	0	5(0)
Kaberamaido	72	0	0	0	0	0	3(0)	0	722(0)	0	0	0	0	4(0)
Kagadi	32.3	0	0	1(0)	0	0	0	0	269(2)	0	0	0	4(0)	3(0)
Kakumiro	86.2	0	0	0	0	0	8(0)	0	416(0)	2(0)	0	0	0	19(0)
Kalangala	58.8	0	0	0	0	0	7(0)	0	303(0)	1(0)	0	0	0	2(0)
Kaliro	90.5	0	0	0	0	0	1(0)	0	916(0)	0	0	0	0	7(0)
Kalungu	85.7	0	0	0	0	0	0	0	1,007(0)	1(0)	0	0	0	3(0)
Kampala	39.9	0	0	4(0)	0	0	10(0)	0	1,675(0)	0	0	0	0	88(0)
Kamuli	81.4	0	0	0	0	0	9(0)	0	3,022(0)	1(0)	0	0	0	19(0)
Kamwenge	80	0	0	0	0	0	2(0)	0	1,724(0)	2(0)	0	0	0	3(0)
Kanungu	89.6	0	0	0	0	0	1(0)	0	844(0)	0	0	0	0	35(0)
Kapchorwa	95	0	0	0	0	0	3(0)	0	297(0)	1(0)	0	0	0	0
Kasese	99.1	0	0	0	0	0	14(0)	0	4,398(0)	0	0	0	0	3(0)
Katakwi	96.2	0	0	1(0)	0	0	5(0)	0	1,451(0)	0	0	0	0	0
Kayunga	78.6	0	0	6(0)	0	0	19(0)	0	1,168(0)	0	0	0	0	2(0)
Kibaale	81.3	0	0	1(0)	0	0	2(0)	0	524(0)	0	0	0	0	8(0)
Kiboga	78.1	0	0	4(0)	0	0	6(0)	0	498(0)	1(0)	0	0	0	18(0)
Kibuku	86.7	0	0	0	0	0	3(0)	0	202(0)	0	0	0	0	0
Kiruhura	86	0	0	6(0)	0	0	0	0	952(0)	0	0	0	0	4(0)
Kiryandongo	84.6	0	0	2(0)	0	0	18(0)	0	961(1)	0	0	0	0	8(0)
Kisoro	90.5	0	0	1(0)	0	0	1(0)	0	117(0)	0	0	0	0	11(0)
Kitgum	65.6	0	0	8(0)	0	0	19(0)	0	771(2)	0	0	0	0	3(0)
Koboko	100	0	0	1(0)	0	0	3(0)	0	1,492(0)	0	0	0	0	0
Kole	90.9	0	0	2(0)	0	0	0	0	328(0)	0	0	0	0	1(0)
Kotido	73.7	0	0	0	0	0	37(0)	0	762(0)	0	0	0	0	55(0)
Kumi	79.3	0	0	3(0)	0	0	1(0)	0	568(0)	0	0	0	0	9(0)
Kween	95.8	0	0	0	0	0	11(0)	0	450(9)	0	0	0	0	3(0)
Kyankwanzi	84	0	0	0	0	0	3(0)	0	478(0)	4(0)	0	0	0	16(0)
Kyegegwa	100	0	0	0	0	0	0	0	802(0)	2(0)	0	0	0	2(0)
Kyenjojo	74.5	0	0	0	0	0	2(0)	0	937(0)	0	0	0	0	10(0)
Lamwo	82.6	0	0	0	0	0	1(0)	0	304(1)	0	0	0	0	0
Lira	100	0	0	4(0)	0	0	10(0)	0	1,140(0)	0	0	0	0	9(0)
Luuka	71	0	0	0	0	0	1(0)	0	1,071(0)	0	0	0	0	2(0)
Luwero	81.1	0	0	5(0)	0	0	5(0)	0	1,083(1)	0	0	0	0	19(0)
Lwengo	93.5	0	0	0	0	0	2(1)	0	990(0)	2(1)	0	0	0	15(0)
Lyantonde	53.3	0	0	1(0)	0	0	1(0)	0	715(0)	0	0	0	0	52(0)
Manafwa	79.2	0	0	0	0	0	6(0)	0	1,015(1)	0	0	0	0	5(0)
Maracha	93.3	0	0	3(0)	0	0	18(0)	0	1,833(2)	0	0	0	0	16(0)
Masaka	74.4	0	1(0)	0	0	0	1(0)	0	1,367(0)	1(0)	0	0	0	9(0)
Masindi	72.1	0	0	8(0)	0	0	11(0)	0	1,120(0)	0	0	0	0	16(0)
Mayuge	93.5	0	0	1(0)	0	0	8(0)	0	3,031(0)	0	0	0	0	20(0)

Mbale	98.3	0	0	6(0)	0	0	6(0)	0	2,192(4)	0	0	0	0	17(0)
Mbarara	82.4	0	0	6(0)	0	0	1(0)	0	537(6)	0	0	0	0	14(0)
Mitooma	91.3	0	0	0	0	0	0	0	841(0)	0	0	0	0	1(0)
Mityana	69.5	0	0	2(0)	0	0	3(0)	0	1,271(0)	0	0	0	0	6(0)
Moroto	75	0	0	4(0)	0	0	12(0)	0	219(1)	0	0	0	0	8(0)
Moyo	92.9	0	0	0	0	0	61(0)	0	2,360(0)	0	0	0	0	39(0)
Mpigi	100	0	0	0	0	0	5(0)	0	1,131(1)	0	0	0	0	23(0)
Mubende	68.8	0	0	6(0)	0	0	7(0)	0	2,670(3)	3(0)	0	0	0	76(0)
Mukono	98.1	0	0	6(0)	0	0	20(0)	0	2,950(0)	0	0	0	0	44(0)
Nakapiripirit	94.1	0	0	0	0	0	22(0)	0	531(0)	0	0	0	0	1(0)
Nakaseke	75	0	0	0	0	0	15(0)	0	501(0)	3(0)	0	0	0	37(0)
Nakasongola	82.9	0	0	2(0)	0	0	50(0)	0	682(0)	2(0)	0	0	0	10(0)
Namayingo	87.5	0	0	1(0)	0	0	13(0)	0	1,758(0)	1(0)	0	0	0	5(0)
Namutumba	84.8	0	0	0	0	0	4(0)	0	1,495(0)	0	0	0	0	7(0)
Napak	85.7	0	0	0	0	0	12(0)	0	510(0)	2(0)	0	0	0	2(0)
Nebbi	81.4	0	0	1(0)	0	1(0)	35(0)	0	2,708(2)	0	0	0	0	2(0)
Ngora	100	0	0	1(0)	0	0	0	0	1,221(0)	0	0	0	0	0
Ntoroko	88.9	0	0	0	0	0	13(0)	0	138(0)	0	0	0	0	5(0)
Ntungamo	81.6	0	0	6(0)	0	0	5(0)	0	1,705(1)	0	0	0	0	8(0)
Nwoya	100	0	0	0	0	0	1(0)	0	934(0)	0	0	0	0	0
Omoro	64.3	0	0	1(0)	0	0	5(1)	0	1,021(1)	0	0	0	0	1(0)
Otuke	82.4	0	0	0	0	0	3(0)	0	368(0)	0	0	0	0	1(0)
Oyam	95	0	0	4(0)	0	0	14(0)	0	1,781(0)	2(0)	0	0	0	21(0)
Pader	52.5	0	0	2(0)	0	0	24(0)	0	960(0)	0	0	0	0	4(0)
Pallisa	72.7	0	0	0	0	0	8(0)	0	1,205(0)	0	0	0	0	7(0)
Rakai	58.3	0	0	10(0)	0	0	8(0)	0	3,941(1)	1(0)	0	0	0	32(0)
Rubanda	100	0	0	0	0	0	0	0	76(0)	0	0	0	0	0
Rubirizi	89.5	0	0	0	0	0	1(0)	0	244(0)	0	0	0	0	0
Rukungiri	84.3	0	0	5(0)	0	0	1(0)	0	1,015(0)	0	0	0	1(0)	17(0)
Sembabule	100	0	0	0	0	0	10(0)	0	1,553(0)	0	0	0	0	27(0)
Serere	100	0	0	8(0)	0	0	4(0)	0	1,027(0)	0	0	0	0	2(0)
Sheema	97.1	0	0	0	0	0	0	0	491(0)	0	0	0	0	0
Sironko	86.7	0	0	0	0	0	8(0)	0	1,060(0)	0	0	0	0	0
Soroti	71.4	0	0	4(0)	0	0	13(0)	0	1,936(1)	0	0	0	0	20(0)
Tororo	81.9	0	0	4(0)	0	0	3(0)	0	828(0)	2(0)	0	0	0	0
Wakiso	74.3	0	0	0	0	0	25(0)	0	3,312(0)	10(0)	0	0	0	66(0)
Yumbe	96.7	0	0	2(0)	0	0	92(0)	0	2,841(1)	0	0	0	0	5(0)
Zombo	100	0	0	1(0)	0	0	15(0)	0	2,857(0)	0	0	0	0	11(0)
National	84.2	0(0)	3(0)	213(0)	0(0)	1(0)	1162(2)	0(0)	136944(55)	56(1)	0(0)	0(0)	9(0)	1385(0)

Key: Yellow: 100% reporting, Green: 80-99% reporting, Red: Below 80% reporting

HU= Health Units, **AFP**=Acute Flaccid Paralysis, **AEIs**= Adverse Events following Immunization, **NNT**=Neonatal Tetanus, **MDR TB**= Multi-Drug Resistant Tuberculosis, **NR** =Not Reported

Compiled by the Epidemiological Surveillance Division, Ministry of Health

Editorial: *Mr. J. Kissa, J. Nguna, Dr. I. Nabukenya, Z. Kabami, Dr. C. Kihembo, Dr. B. Masiira, L. Nakiire, S. Ssendagire, Dr. M. Musenero, Mr. M. Mugagga, Dr. J. Wamala, Dr. R. Musoke, Mr. N. Natseri, Dr. E. Katushabe, Dr. M. Nanyunja*

Founders: *Dr. J. Kamugisha (RIP), Dr. J. Wanyana, Dr. M. Lamunu, Dr. C. Mugeru, Dr. N. Ndayimirigye, Mr. L. Luswa (RIP), Dr. N. Bakyaaita, Mr. M. Mugagga*

*For comments please contact: The Epidemiological Surveillance Division - MoH; P.O BOX 7272 Kampala, Tel: 0414-340874/0414-345108;
Email: esd@health.go.ug or esduganda@yahoo.co.uk*