

Uganda Services Availability and Readiness Assessment 2013

Summary Report: Key findings in figures



Uganda 2013

Service Availability and Readiness (SARA) Index

GENERAL SERVICE READINESS

Context

Uganda has conducted two national Service Availability and Readiness Assessments (SARA) to assess service delivery in health facilities.

In 2012 it covered 5 districts and 95 health facilities. In 2013 the sample increased to 209 facilities in 10 districts.

SARA identifies the percentage of facilities that offer a particular health

intervention (service availability) as well as whether facilities offering the service have the minimum set of items (equipment, trained staff and guidelines, diagnostic capacity, and medicines) in order to provide an adequate level of service (service readiness). Details of the methodology can be found in the end section.

Acknowledgements

The Ministry of Health wishes to gratefully acknowledge the contribution of multiple organizations and individuals to the successful accomplishment of the Uganda Service Availability and Readiness Assessment 2013.

In particular the Ministry of Health wishes to thank the following individuals for their significant contributions: Sarah Byakika, Isaac Kadowa and Martin Ssendyona (Quality Assurance, MoH), Aliyi Walimbwa (Department of Planning, MoH), Helen Nviiri and James Muwonge (Uganda Bureau of Statistics), Michael Lyavara (Resource Centre, MoH), Dan Kajungu, a consultant at the Resource Centre in the Ministry of Health and Ziraba Abdhalah Kasiira from the African Population and Health Research Centre.

We also thank the twenty-two data collectors. Among them are nurses, clinical officers, data

managers, interns and students.

We are also grateful for the efforts of the seven field supervisors from the Ministry of Health and the country office of the World Health Organization (WHO).

Technical assistance has been received from the WHO, notably from Juliet Bataringaya-Wavamunno, Nasan Natseri at the WHO country office in Uganda, Juliet Nabyonga from the Regional WHO office for Africa and Marina Takane from the WHO Headquarters in Geneva.

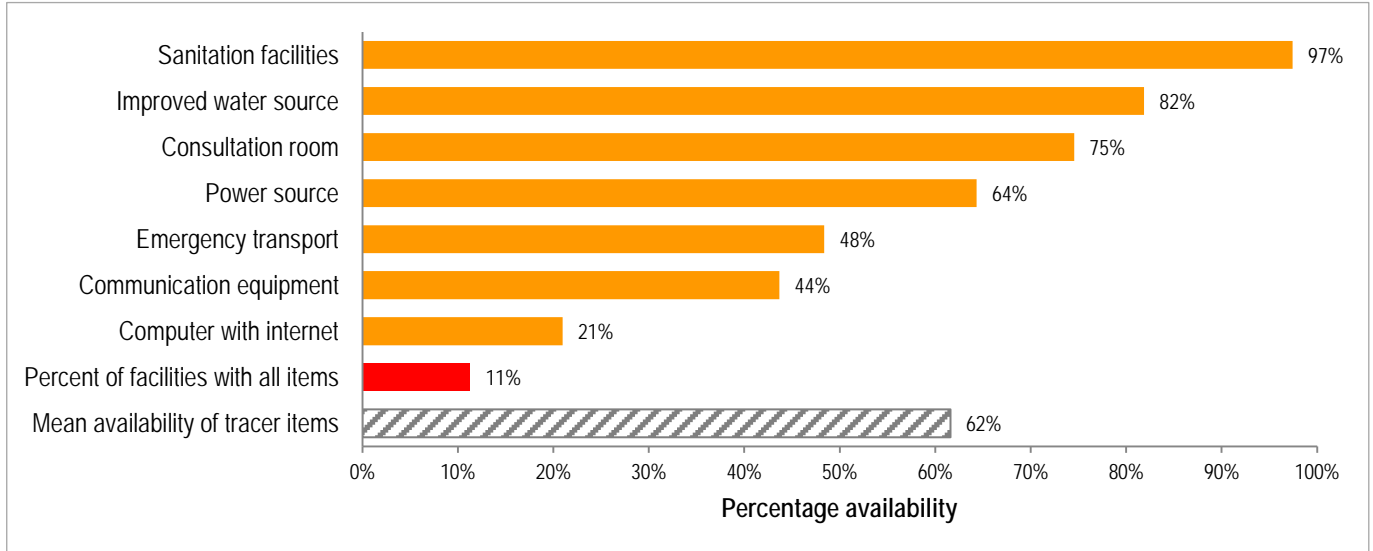
Finally, we acknowledge the financial support of the Global Fund to fight AIDS, Tuberculosis, and Malaria, and the Global Alliance for Vaccines and Immunization (GAVI). Without their support the study would not have been possible.

Basic amenities

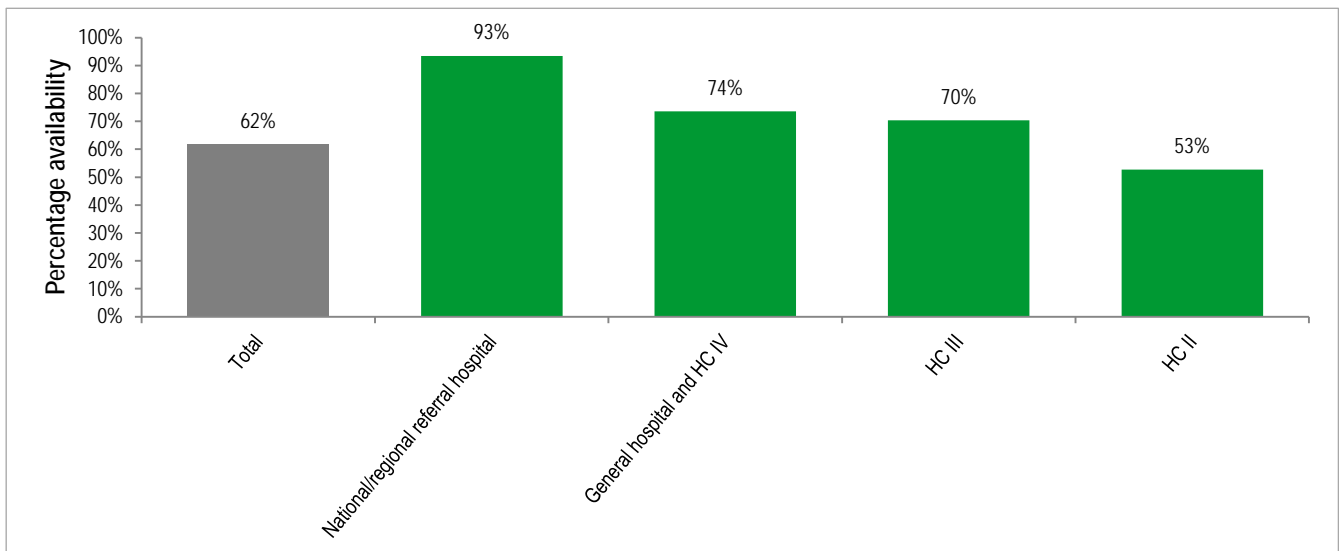
Tracer indicators

- Power source
- Improved water source within 500 meters of facility
- Consultation room with auditory and visual privacy for patient consultations
- Access to adequate sanitation facilities for clients
- Communication equipment (phone or SW radio)
- Computer with email/Internet access
- Emergency transportation

Percentage of facilities with basic amenities items available (N=209)



Mean availability of basic amenities tracer items, by facility type (N=209)



Key results

- Almost all health facilities had sanitation facilities (97%)
- Four out of five facilities had access to an improved water source (82%)
- One out of five health facilities had a computer with internet access (21%)
- One in ten had all the selected selected basic amenities (11%)
- On average the facilities had four of the selected seven basic amenities (62%).

Basic amenities

DATA TABLES

Percentage of facilities with basic amenities items available (N=209)

	% of facilities with item
Sanitation facilities	97%
Improved water source	82%
Consultation room	75%
Power source	64%
Emergency transport	48%
Communication equipment	44%
Computer with internet	21%
Percent of facilities with all items	11%
Mean availability of tracer items	62%

Mean availability of basic amenities tracer items, by facility type and managing authority (N=209)

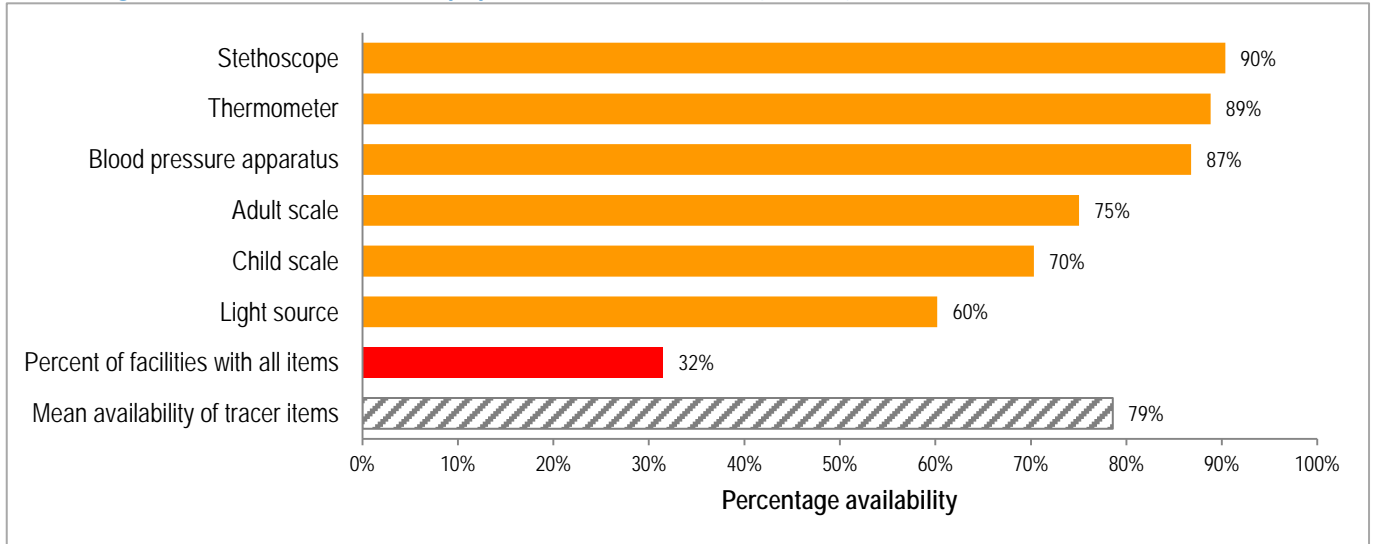
	D01 Mean availability of tracer items
Total	62%
Facility type	
National/regional referral hospital	93%
General hospital and HC IV	74%
HC III	70%
HC II	53%
Managing authority	
Public	55%
Private	72%
Urban/Rural	
Urban	72%
Rural	54%

Basic equipment

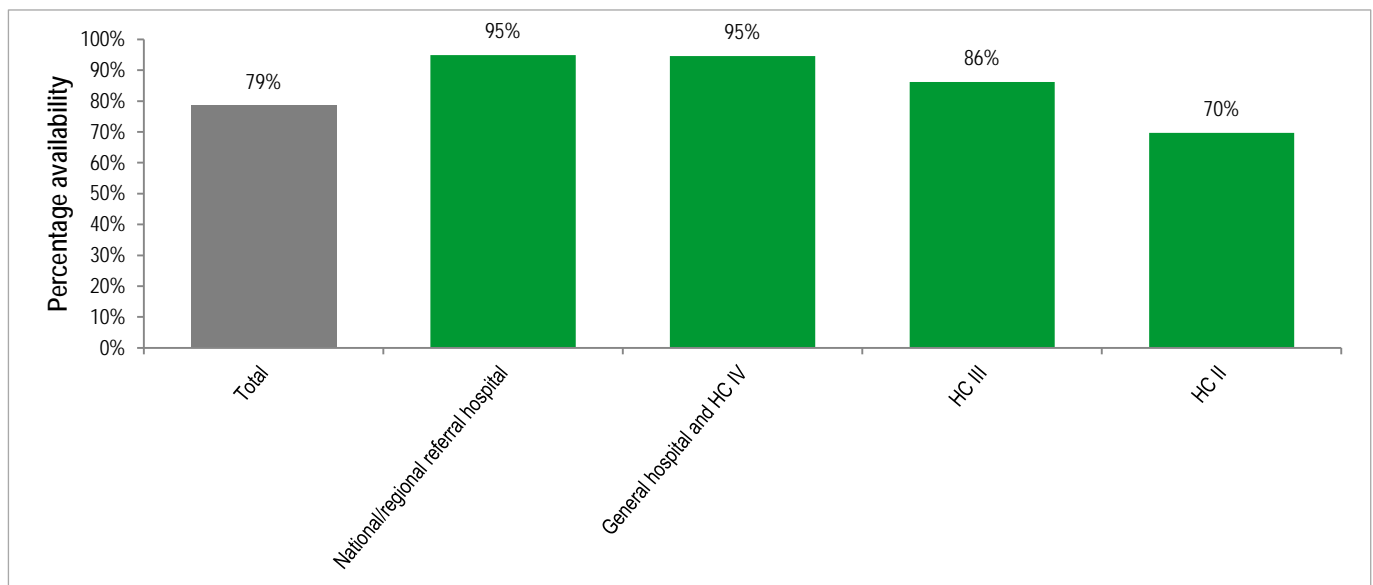
Tracer indicators

- Adult scale
- Child scale
- Thermometer
- Stethoscope
- Blood pressure apparatus
- Light source

Percentage of facilities with basic equipment items available (N=209)



Mean availability of basic equipment tracer items, by facility type (N=209)



Key results

- Stethoscopes, thermometers, and blood pressure apparatus were available in about nine out of ten facilities
- The least available of the selected basic equipment was a light source, available in six in ten facilities (60%)
- One out of three facilities had all six selected basic equipment items (32%)
- On average, facilities had five of the six selected items (79%).

Basic equipment

DATA TABLES

Percentage of facilities with basic equipment items available (N=209)

	% of facilities with item
Stethoscope	90%
Thermometer	89%
Blood pressure apparatus	87%
Adult scale	75%
Child scale	70%
Light source	60%
Percent of facilities with all items	32%
Mean availability of tracer items	79%

Mean availability of basic equipment tracer items, by facility type and managing authority (N=209)

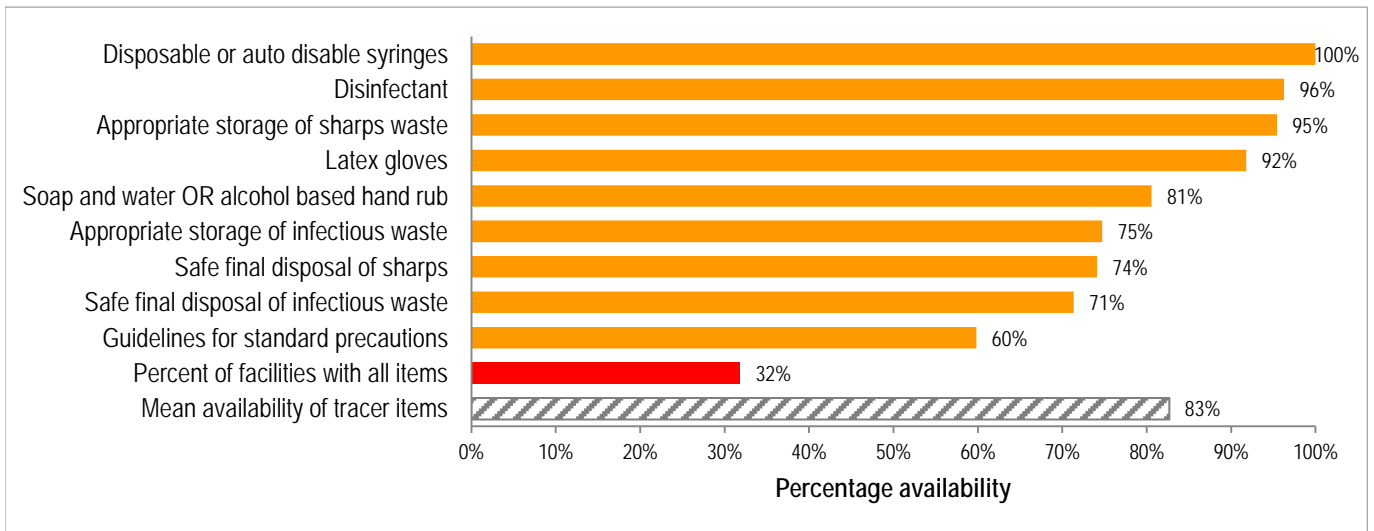
	DO2 Mean availability of tracer items
Total	79%
Facility type	
National/regional referral hospital	95%
General hospital and HC IV	95%
HC III	86%
HC II	70%
Managing authority	
Public	75%
Private	84%
Urban/Rural	
Urban	84%
Rural	74%

Standard precautions for infection prevention

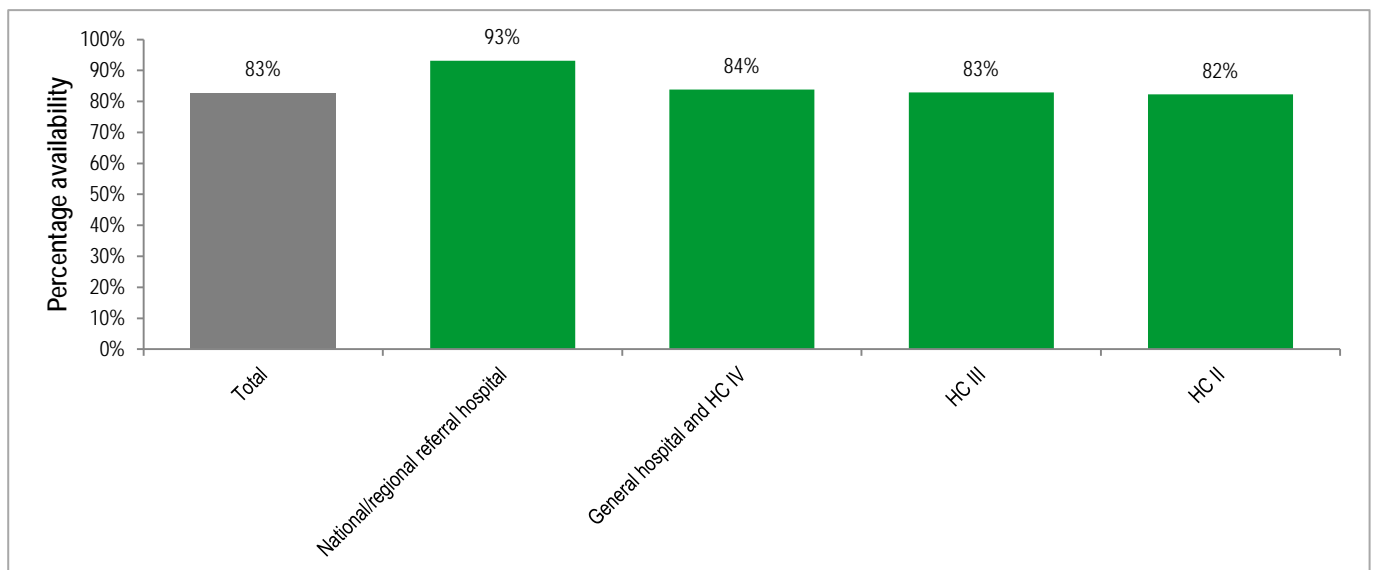
Tracer indicators

- Safe final disposal of sharps
- Safe final disposal of infectious waste
- Appropriate storage of sharps waste
- Appropriate storage of infectious waste
- Disinfectant
- Single use – standard disposable or auto-disable syringes
- Soap and running water or alcohol based hand rub
- Latex gloves
- Guidelines for standard precautions

Percentage of facilities with standard precautions for infection prevention items available (N=209)



Mean availability of standard precautions for infection prevention tracer items, by facility type (N=209)



Key results

- Almost all facilities had disposable or auto disable syringes, disinfectant, and appropriate storage of sharps waste
- Latex gloves were available in nine in ten facilities (92%)
- The least available item was the guidelines for standard precautions for infection prevention (60%)
- One out of three facilities had all nine tracer items (32%)
- On average, facilities had almost seven of the nine tracer items (83%).

Standard precautions for infection prevention

DATA TABLES

Percentage of facilities with standard precautions for infection prevention items available (N=209)

% of facilities with item	
Disposable or auto disable syringes	100%
Disinfectant	96%
Appropriate storage of sharps waste	95%
Latex gloves	92%
Soap and water OR alcohol based hand rub	81%
Appropriate storage of infectious waste	75%
Safe final disposal of sharps	74%
Safe final disposal of infectious waste	71%
Guidelines for standard precautions	60%
Percent of facilities with all items	32%
Mean availability of tracer items	83%

Mean availability of standard precautions for infection prevention tracer items, by facility type and managing authority (N=209)

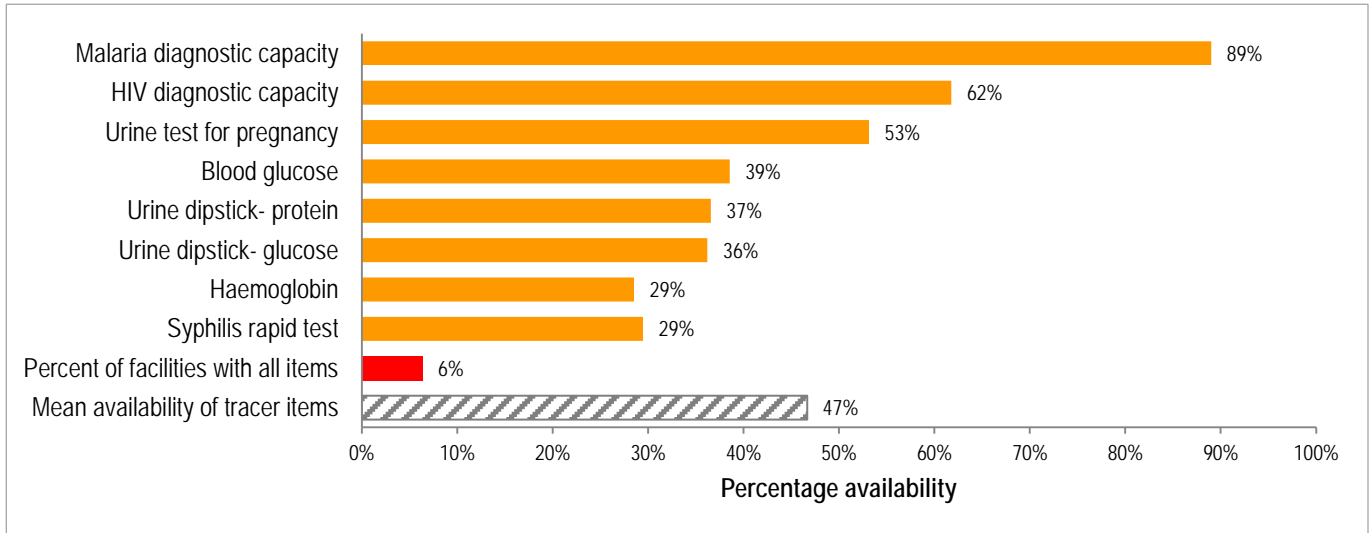
	DO3 Mean availability of tracer items
Total	83%
Facility type	
National/regional referral hospital	93%
General hospital and HC IV	84%
HC III	83%
HC II	82%
Managing authority	
Public	83%
Private	82%
Urban/Rural	
Urban	84%
Rural	82%

Diagnostic capacity

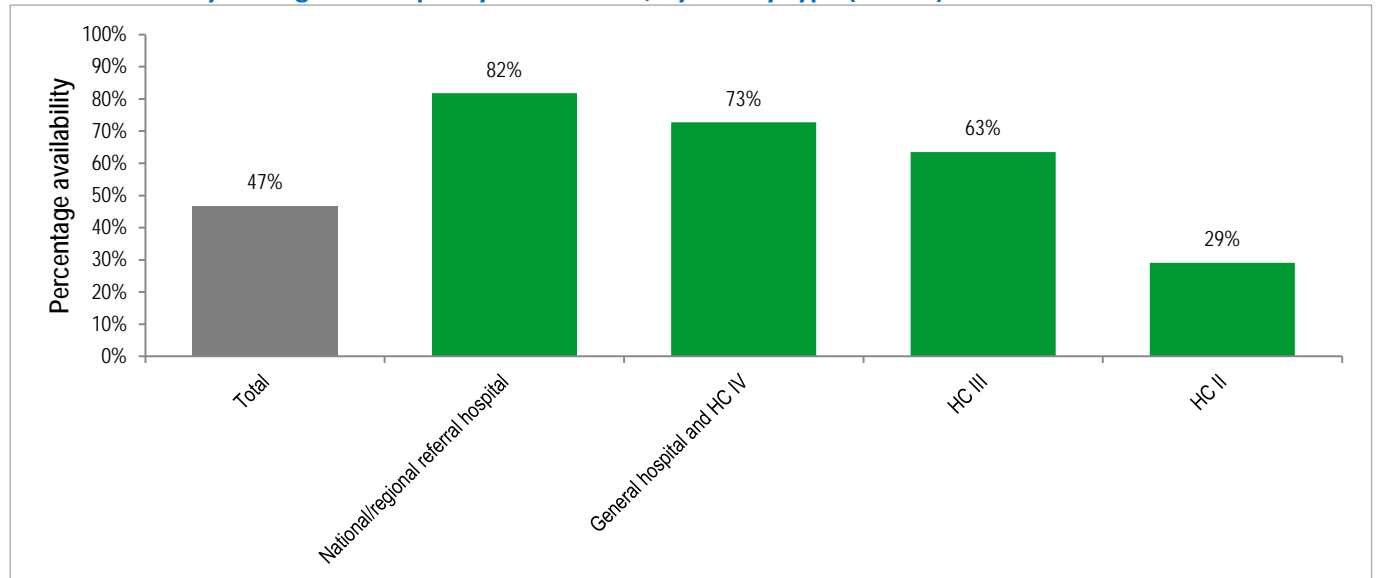
Tracer indicators for diagnostic capacity

- Haemoglobin
- Blood glucose
- Malaria diagnostic capacity
- Urine dipstick- protein
- Urine dipstick- glucose
- HIV diagnostic capacity
- Syphilis rapid test
- Urine test for pregnancy

Percentage of facilities with diagnostic capacity items available (N=209)



Mean availability of diagnostic capacity tracer items, by facility type (N=209)



Key results

- Nine out of ten facilities had malaria diagnostic capacity (89%)
- Less than one in three facilities had haemoglobin test and rapid test for syphilis (both 29%)
- One in seventeen facilities were able to conduct all eight tests (6%)
- On average the health facilities were able to conduct four of the eight tests on site (47%).

Diagnostic capacity

DATA TABLES

Percentage of facilities with diagnostic capacity items available (N=209)

	% of facilities with item
Malaria diagnostic capacity	89%
HIV diagnostic capacity	62%
Urine test for pregnancy	53%
Blood glucose	39%
Urine dipstick- protein	37%
Urine dipstick- glucose	36%
Haemoglobin	29%
Syphilis rapid test	29%
Percent of facilities with all items	6%
Mean availability of tracer items	47%

Mean availability of diagnostic capacity tracer items, by facility type and managing authority (N=209)

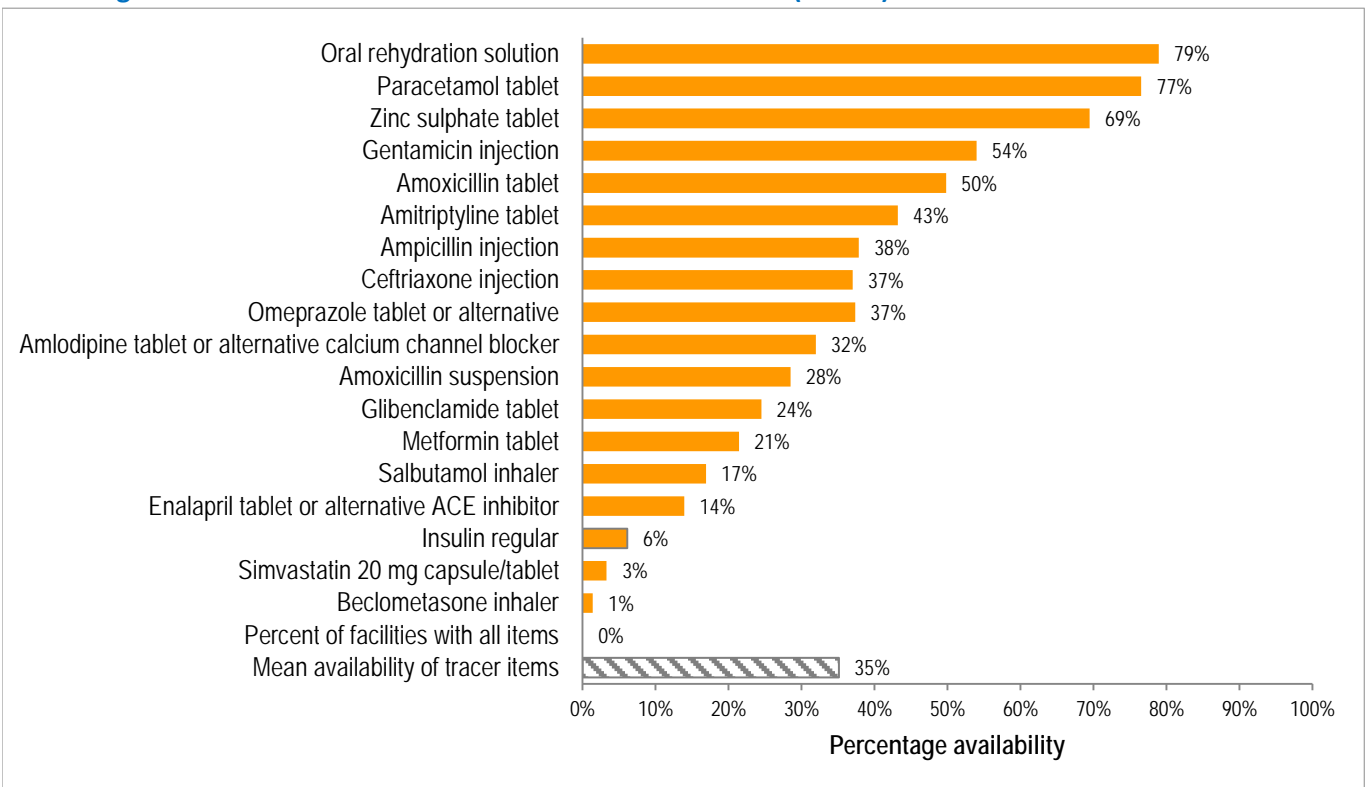
	DO4 Mean availability of tracer items
Total	47%
Facility type	
National/regional referral hospital	82%
General hospital and HC IV	73%
HC III	63%
HC II	29%
Managing authority	
Public	40%
Private	58%
Urban/Rural	
Urban	58%
Rural	38%

Essential medicines

Tracer indicators for essential medicines

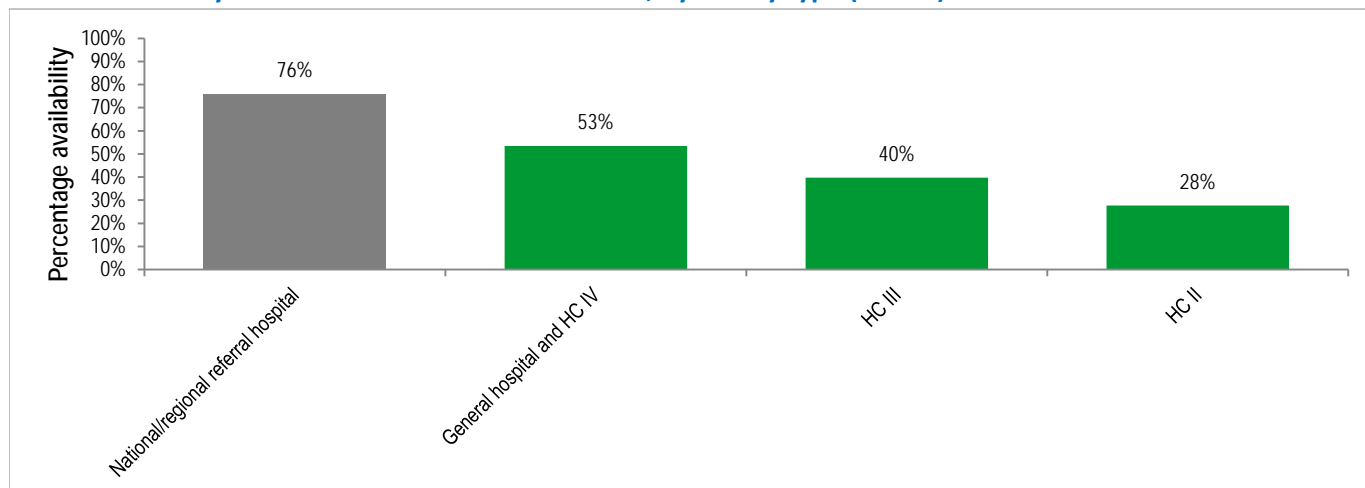
- Amitriptyline tablet
- Amlodipine tablet or alternative calcium channel blocker
- Amoxicillin suspension
- Amoxicillin tablet
- Ampicillin injection
- Beclometasone inhaler
- Ceftriaxone injection
- Enalapril tablet or alternative ACE inhibitor
- Fluoxetine tablet
- Gentamicin injection
- Glibenclamide tablet
- Ibuprofen tablet
- Insulin regular
- Metformin tablet
- Omeprazole tablet or alternative
- Oral rehydration solution
- Paracetamol tablet
- Salbutamol inhaler
- Simvastatin 20 mg capsule/tablet
- Zinc sulphate tablet

Percentage of facilities with essential medicines items available (N=209)



Essential medicines

Mean availability of essential medicine tracer items, by facility type (N=209)



Key results

- Eight out of ten facilities had oral rehydration solution (79%) and paracetamol tablets (77%)
- None of the sampled facilities had all the eighteen essential medicines (0%)
- On average the health facilities had one third of the eighteen essential tracer medicines (35%).

DATA TABLES

Percentage of facilities with essential medicines items available (N=209)

	% of facilities with item
Oral rehydration solution	79%
Paracetamol tablet	77%
Zinc sulphate tablet	69%
Gentamicin injection	54%
Amoxicillin tablet	50%
Amitriptyline tablet	43%
Ampicillin injection	38%
Ceftriaxone injection	37%
Omeprazole tablet or alternative	37%
Amlodipine tablet or alternative	32%
calcium channel blocker	32%
Amoxicillin suspension	28%
Glibenclamide tablet	24%
Metformin tablet	21%
Salbutamol inhaler	17%
Enalapril tablet or alternative ACE inhibitor	14%
Insulin regular	6%
Simvastatin 20 mg capsule/tablet	3%
Beclometasone inhaler	1%
Percent of facilities with all items	0%
Mean availability of tracer items	35%

Mean availability of essential medicine tracer items, by facility type and managing authority (N=209)

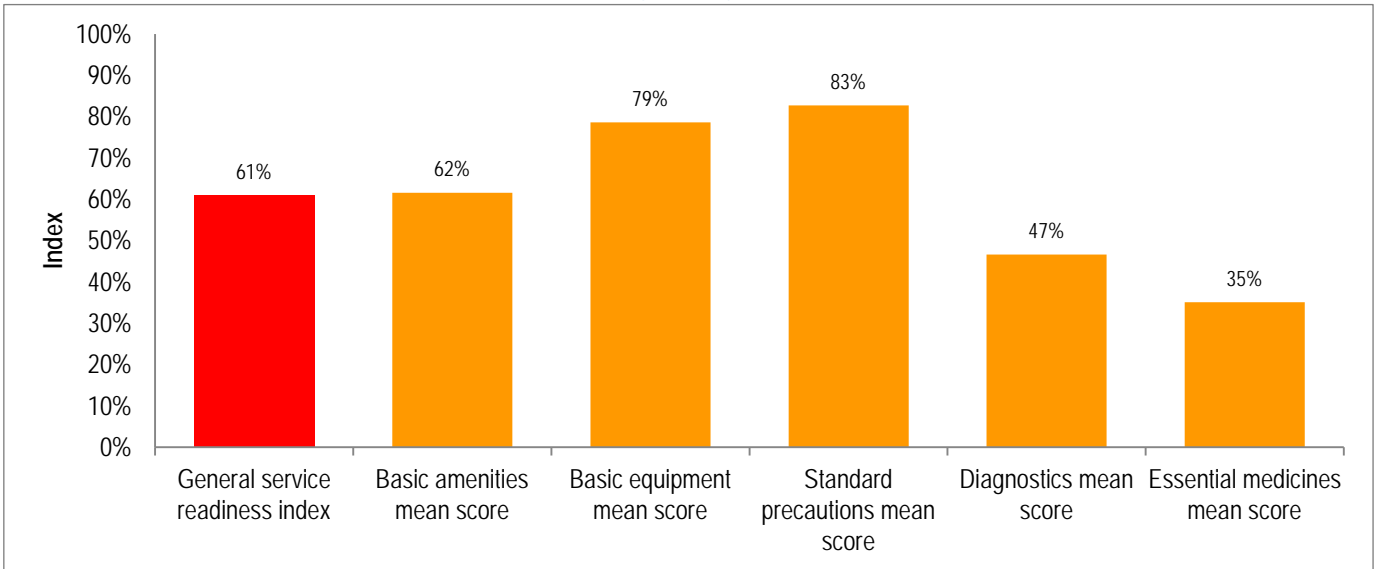
DO5

General service readiness (summary)

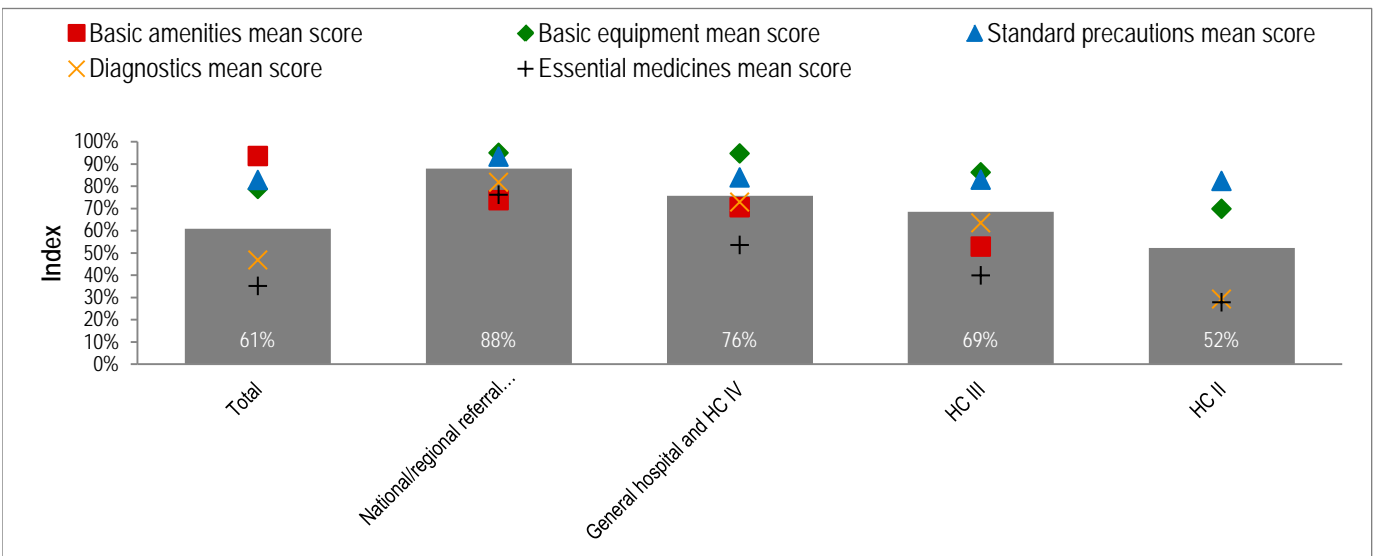
General service readiness refers to the overall capacity of health facilities to provide general health services. Readiness is defined as the availability of components required to provide services in the following five domains:

- basic amenities
- basic equipment
- standard precautions for infection prevention
- diagnostic capacity
- essential medicines.

General service readiness index and domain scores (N=209)



General service readiness index and domain scores, by facility type (N=209)



Key results

- The general service readiness index was 61 percent.
- Eight out of ten tracer items for standard precautions (83%) and basic equipment (79%) were available in health facilities.
- One out of three tracer items for essential medicines was available in health facilities (35%).

General service readiness (summary)

DATA TABLES

General service readiness index and domain scores (N=209)

	Score
General service readiness index	61%
Basic amenities mean score	62%
Basic equipment mean score	79%
Standard precautions mean score	83%
Diagnostics mean score	47%
Essential medicines mean score	35%

General service readiness index and domain scores (N=209)

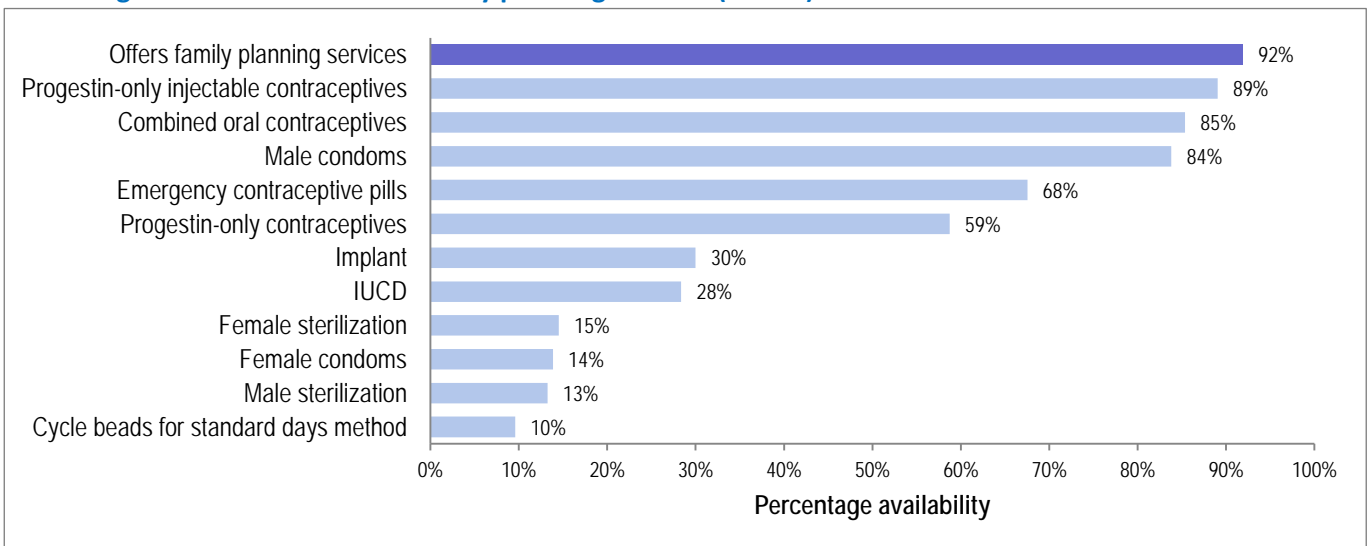
	DO1	DO2	DO3	DO4	DO5
	Basic amenities mean score	Basic equipment mean score	Standard precautions mean score	Diagnostics mean score	Essential medicines mean score
Total	62%	79%	83%	47%	35%
Facility type					
National/regional referral hospital	93%	95%	93%	82%	76%
General hospital and HC IV	74%	95%	84%	73%	53%
HC III	70%	86%	83%	63%	40%
HC II	53%	70%	82%	29%	28%
Managing authority					
Public	55%	75%	83%	40%	29%
Private	72%	84%	82%	58%	45%
Urban/Rural					
Urban	72%	84%	84%	58%	42%
Rural	54%	74%	82%	38%	30%

Family planning service availability

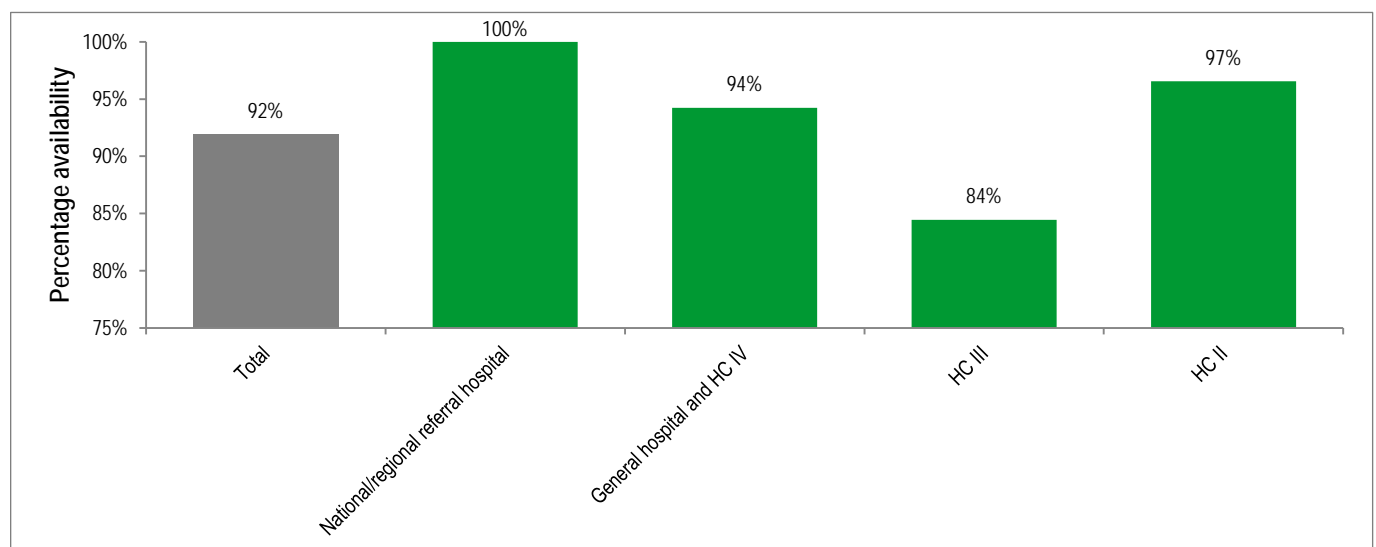
Types of services offered

- Combined oral contraceptive pills
- Progestin-only contraceptive pills
- Combined injectable contraceptives
- Progestin-only injectable contraceptives
- Male condoms
- Female condoms
- Intrauterine contraceptive device
- Implant
- Cycle beads for standard days method
- Emergency contraceptive pills
- Male sterilization
- Female sterilization

Percentage of facilities that offer family planning services (N=209)



Percentage of facilities that offer family planning services, by facility type (N=209)



Key results

- Nine of ten health facilities were providing family planning services (92%)
- Between 80 and 90 per cent of health facilities offered injectable contraceptives, combined oral contraceptives and male condoms
- One in seven health facilities provided female condoms (14%) female sterilization (15%).

Family planning service availability

DATA TABLES

Percentage of facilities that offer family planning services (N=209)

	% of facilities offering service
Offers family planning services	92%
Progestin-only injectable contraceptives	89%
Combined oral contraceptives	85%
Male condoms	84%
Emergency contraceptive pills	68%
Progestin-only contraceptives	59%
Implant	30%
IUCD	28%
Female sterilization	15%
Female condoms	14%
Male sterilization	13%
Cycle beads for standard days method	10%
Combined injectable contraceptives	5%

Percentage of facilities that offer family planning services, by facility type and managing authority (N=209)

	S7 Offers family planning services
Total	92%
Facility type	
National/regional referral hospital	100%
General hospital and HC IV	94%
HC III	84%
HC II	97%
Managing authority	
Public	100%
Private	79%
Urban/Rural	
Urban	87%
Rural	96%

Family planning service readiness

Tracer items required for service delivery

Trained staff and guidelines

- Guidelines on family planning
- Staff trained in family planning in the past two years

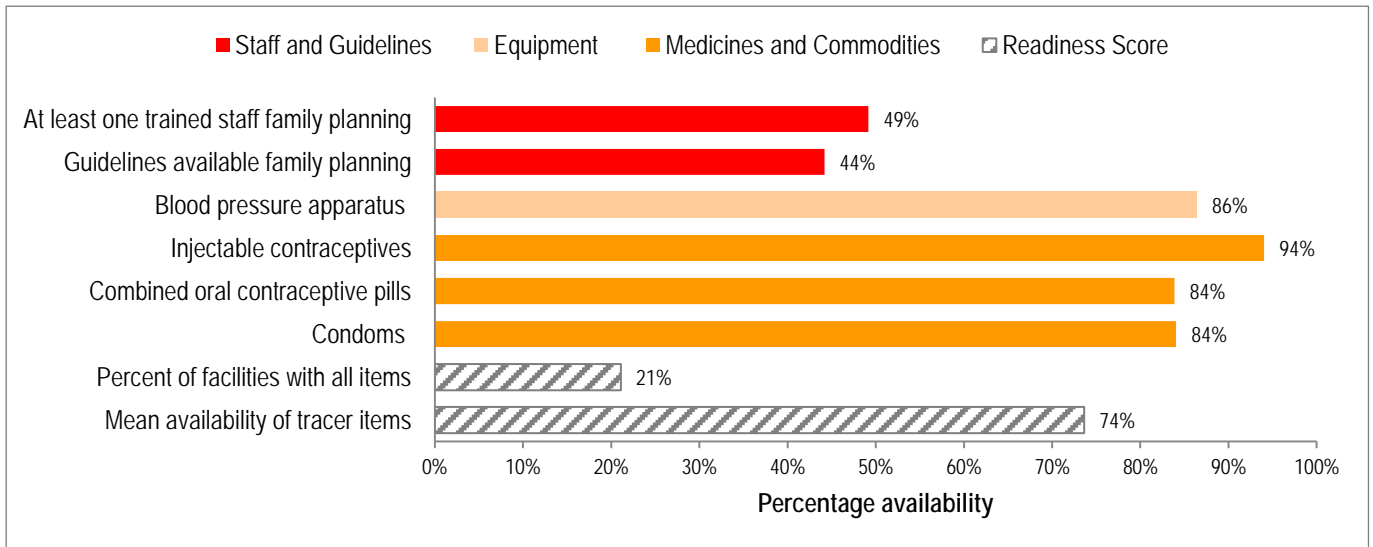
Equipment

- Blood pressure apparatus

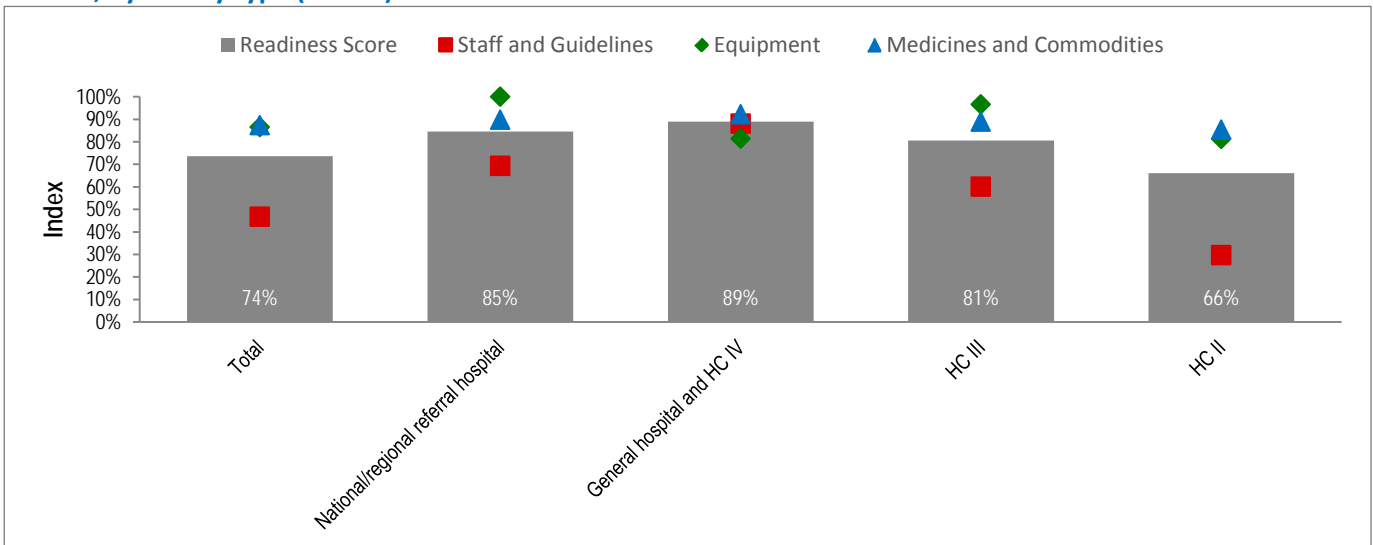
Medicines and commodities

- Combined oral contraceptive pills
- Injectable contraceptives
- Condoms

Percentage of facilities that have tracer items for family planning services among facilities that provide this service (N=191)



Percentage of facilities that have tracer items for family planning services among facilities that provide this service, by facility type (N=191)



Family planning service readiness

Key results

- Nine in ten facilities providing family planning services had injectable contraceptives present in the facility on the day of the assessment (94%). Eight in ten had combined oral contraceptive pills and condoms (both 84%)
- Less than half of the facilities had family planning guidelines (44%) and staff trained in family planning in the preceding two years (49%)
- One in four facilities had all the five tracer items (21%)
- On average the health facilities had three quarter of the tracer items for family planning services (74%).

Family planning service readiness

DATA TABLES

Percentage of facilities that have tracer items for family planning services among facilities that provide this service, by domain (N=191)

	Staff and Guidelines	Equipment	Diagnostics	Medicines and Commodities	Readiness Score
At least one trained staff family planning	49%				
Guidelines available family planning	44%				
Blood pressure apparatus		86%			
Injectable contraceptives				94%	
Combined oral contraceptive pills				84%	
Condoms				84%	
Percent of facilities with all items					21%
Mean availability of tracer items					74%

Mean availability of family planning tracer items by domain among facilities that provide this service, by facility type and managing authority (N=191)

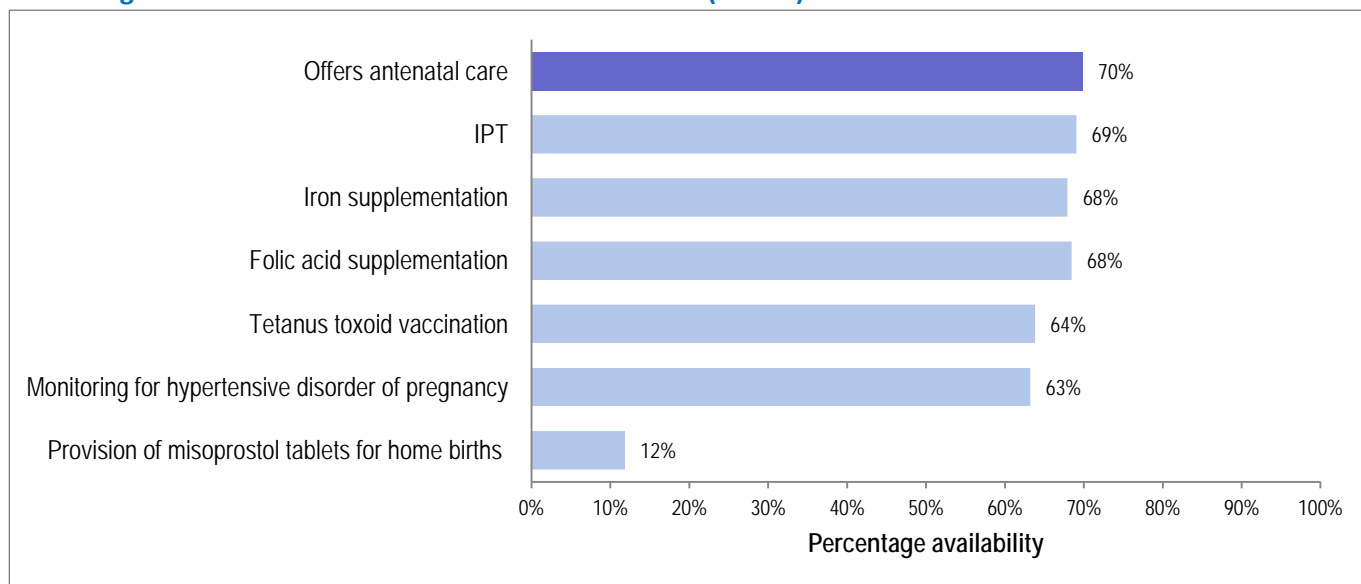
	DO6	DO7	DO8	IN6
	Staff and Guidelines	Equipment	Medicines and Commodities	Readiness Score
Total	47%	86%	87%	74%
Facility type				
National/regional referral hospital	69%	100%	90%	85%
General hospital and HC IV	88%	81%	92%	89%
HC III	60%	97%	89%	81%
HC II	30%	81%	85%	66%
Managing authority				
Public	46%	81%	90%	74%
Private	47%	98%	81%	73%
Urban/Rural				
Urban	48%	90%	87%	75%
Rural	45%	84%	87%	73%

Antenatal care service availability

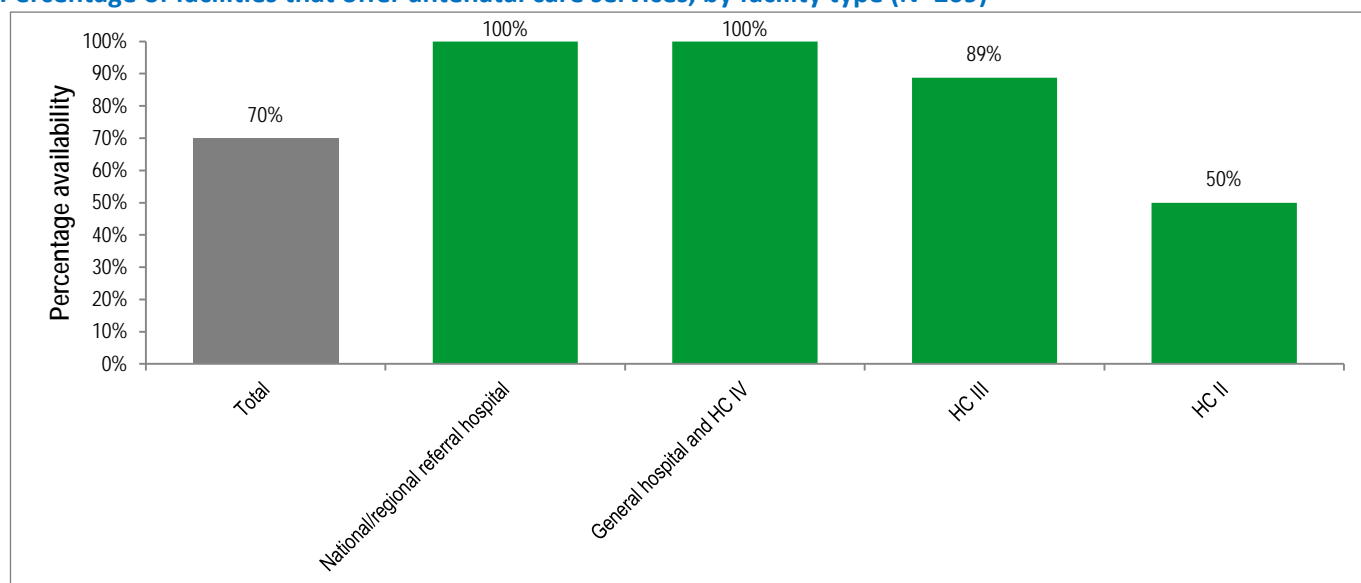
Types of services offered

- Iron supplementation
- Folic acid supplementation
- Intermittent Preventive Treatment (IPT) for malaria
- Tetanus toxoid vaccination
- Monitoring for hypertensive disorder of pregnancy
- Provision of misoprostol tablets for home births

Percentage of facilities that offer antenatal care services (N=209)



Percentage of facilities that offer antenatal care services, by facility type (N=209)



Key results

- Seven out of ten health facilities were providing antenatal care services (70%), including IPT (69%), iron supplementation (68%) and folic acid supplementation (68%)
- Slightly fewer were offering tetanus toxoid vaccination (64%) and monitoring of hypertensive disorder (63%)
- One in eight provided misoprostol tablets for home births (12%) .

Antenatal care service availability

DATA TABLES

Percentage of facilities that offer antenatal care services (N=209)

	% of facilities offering service
Offers antenatal care	70%
IPT	69%
Iron supplementation	68%
Folic acid supplementation	68%
Tetanus toxoid vaccination	64%
Monitoring for hypertensive disorder of pregnancy	63%
Provision of misoprostol tablets for home births	12%

Percentage of facilities that offer antenatal care services, by facility type and managing authority (N=209)

	S8
	Offers antenatal care
Total	70%
Facility type	
National/regional referral hospital	100%
General hospital and HC IV	100%
HC III	89%
HC II	50%
Managing authority	
Public	76%
Private	60%
Urban/Rural	
Urban	62%
Rural	76%

Antenatal care service readiness

Tracer items required for service delivery

Trained staff and guidelines

- Guidelines on antenatal care services (ANC)
- Staff trained in ANC in the past two years

Equipment

- Blood pressure apparatus

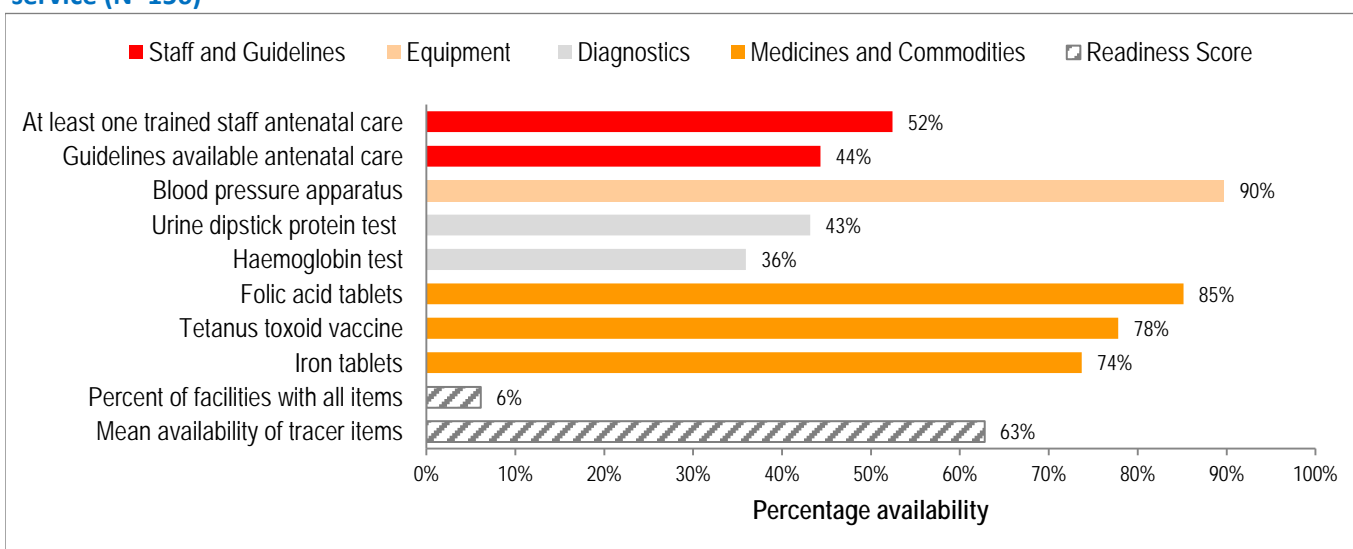
Diagnostics

- Haemoglobin
- Urine-dipstick-protein

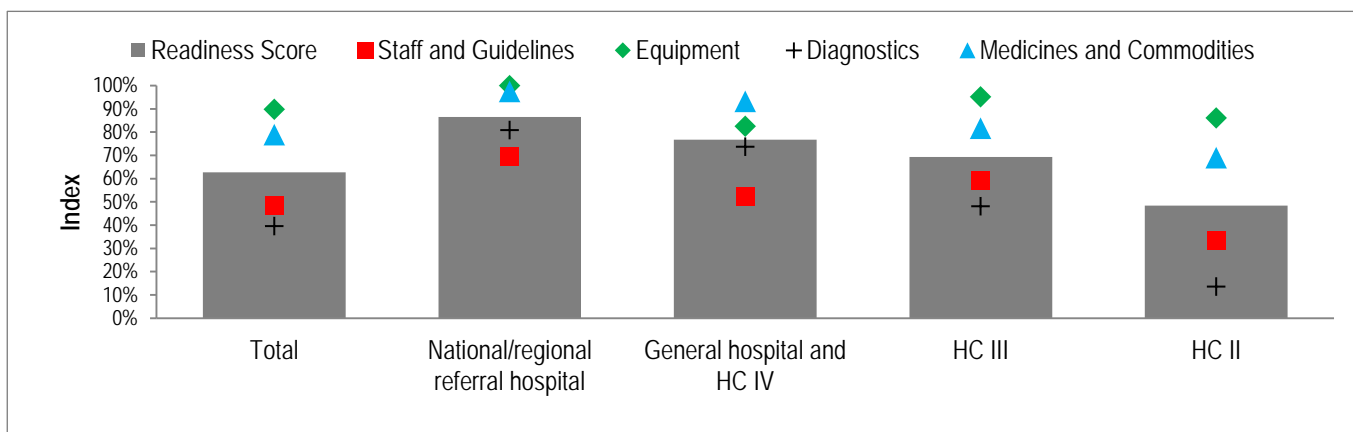
Medicines and commodities

- Iron tablets
- Folic acid tablets

Percentage of facilities that have tracer items for antenatal care services among facilities that provide this service (N=156)



Percentage of facilities that have tracer items for antenatal care services among facilities that provide this service, by facility type (N=156)



Key results

- Among the facilities offering antenatal care (ANC) services, about half had a staff member trained in ANC in the preceding two years (52%) with slightly fewer having guidelines on ANC (44%)
- Blood pressure equipment was available in nine out of ten facilities (90%)
- About a third could conduct a haemoglobin test (36%) and less than half had a urine dipstick test (43%)
- One in seventeen facilities had all the eight tracer items for antenatal care services (6%)
- On average the health facilities had five of the eight tracer items for antenatal care services (63%).

Antenatal care service readiness

DATA TABLES

Percentage of facilities that have tracer items for antenatal care services among facilities that provide this service, by domain (N=156)

	Staff and Guidelines	Equipment	Diagnostics	Medicines and Commodities	Readiness Score
At least one trained staff antenatal care	52%				
Guidelines available antenatal care	44%				
Blood pressure apparatus		90%			
Urine dipstick protein test			43%		
Haemoglobin test			36%		
Folic acid tablets				85%	
Tetanus toxoid vaccine				78%	
Iron tablets				74%	
Percent of facilities with all items					6%
Mean availability of tracer items					63%

Mean availability of antenatal care tracer items by domain among facilities that provide this service, by facility type and managing authority (N=156)

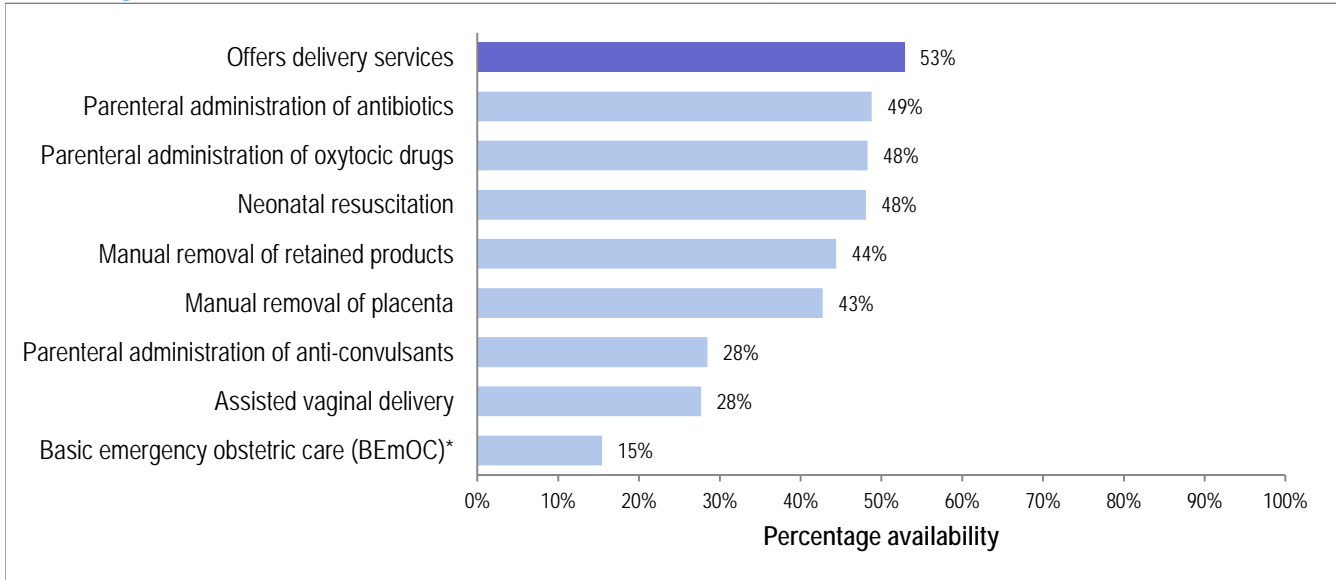
	DO9	DO10	DO11	DO12	IN7
	Staff and Guidelines	Equipment	Diagnostics	Medicines and Commodities	Readiness Score
Total	48%	90%	40%	79%	63%
Facility type					
National/regional referral hospital	69%	100%	81%	97%	87%
General hospital and HC IV	52%	82%	74%	93%	77%
HC III	59%	95%	48%	82%	69%
HC II	33%	86%	14%	69%	48%
Managing authority					
Public	47%	87%	36%	82%	62%
Private	50%	95%	47%	72%	63%
Urban/Rural					
Urban	56%	91%	58%	76%	68%
Rural	43%	89%	28%	81%	59%

Basic obstetric care service availability

Types of services offered

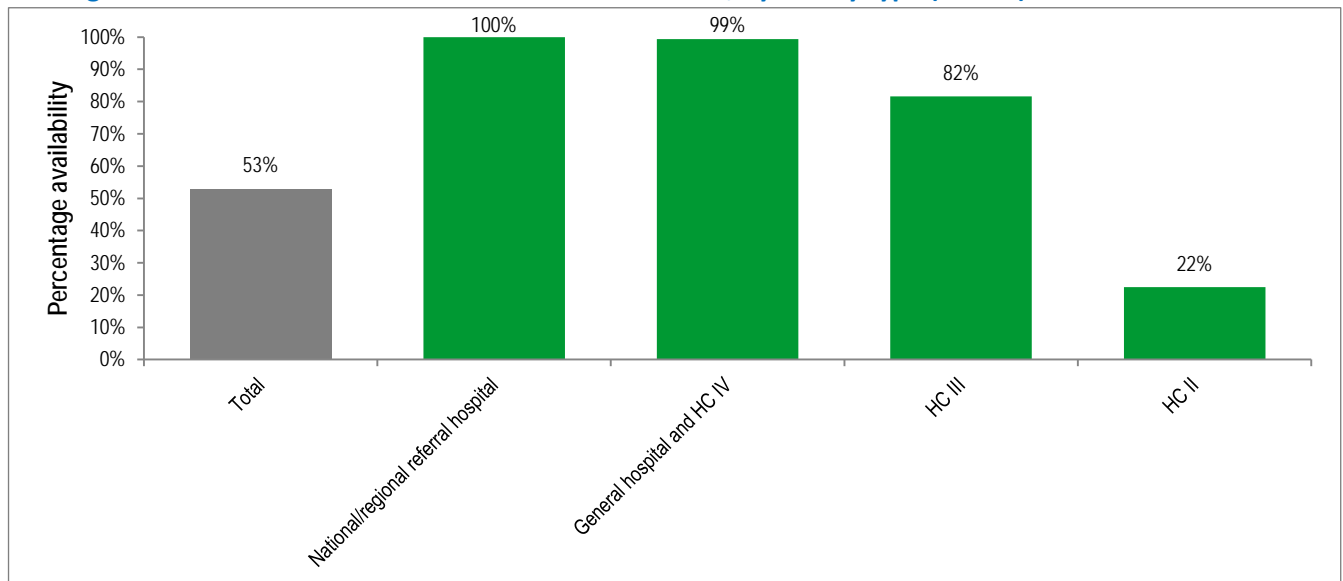
- Parenteral administration of antibiotics
- Parenteral administration of oxytocic drug
- Parenteral administration of anticonvulsants
- Assisted vaginal delivery
- Manual removal of placenta
- Manual removal of retained products
- Neonatal resuscitation
- Basic emergency obstetric care

Percentage of facilities that offer basic obstetric care services (N=209)



*Basic emergency obstetric care (BEmOC) consists of the seven services (S9_01 to S9_07)

Percentage of facilities that offer basic obstetric care services, by facility type (N=209)



Key results

- Parenteral administration of anti-convulsants and assisted vaginal delivery were available in 28 per cent of facilities
- About half of health facilities offered normal delivery services (53%)
- Among those, only 15 per cent offered all seven interventions for basic emergency obstetric care (BEmOC)
- Basic Emergency Obstetric Care services are primarily offered in the HC IIIs and higher level health facilities.

Basic obstetric care service availability

DATA TABLES

Percentage of facilities that offer basic obstetric care services (N=209)

	% of facilities offering service
Offers delivery services	53%
Parenteral administration of antibiotics	49%
Parenteral administration of oxytocic drugs	48%
Neonatal resuscitation	48%
Manual removal of retained products	44%
Manual removal of placenta	43%
Parenteral administration of anti-convulsants	28%
Assisted vaginal delivery	28%
Basic emergency obstetric care (BEmOC)*	15%

Percentage of facilities that offer basic obstetric care services, by facility type and managing authority (N=209)

	S9
	Offers delivery services
Total	53%
Facility type	
National/regional referral hospital	100%
General hospital and HC IV	99%
HC III	82%
HC II	22%
Managing authority	
Public	54%
Private	50%
Urban/Rural	
Urban	50%
Rural	55%

Basic obstetric care service readiness

Tracer items required for service delivery

Trained staff and guidelines

- Guidelines for Integrated management of pregnancy and childbirth (IMPAC)
- Staff trained in IMPAC in the past two years

Equipment

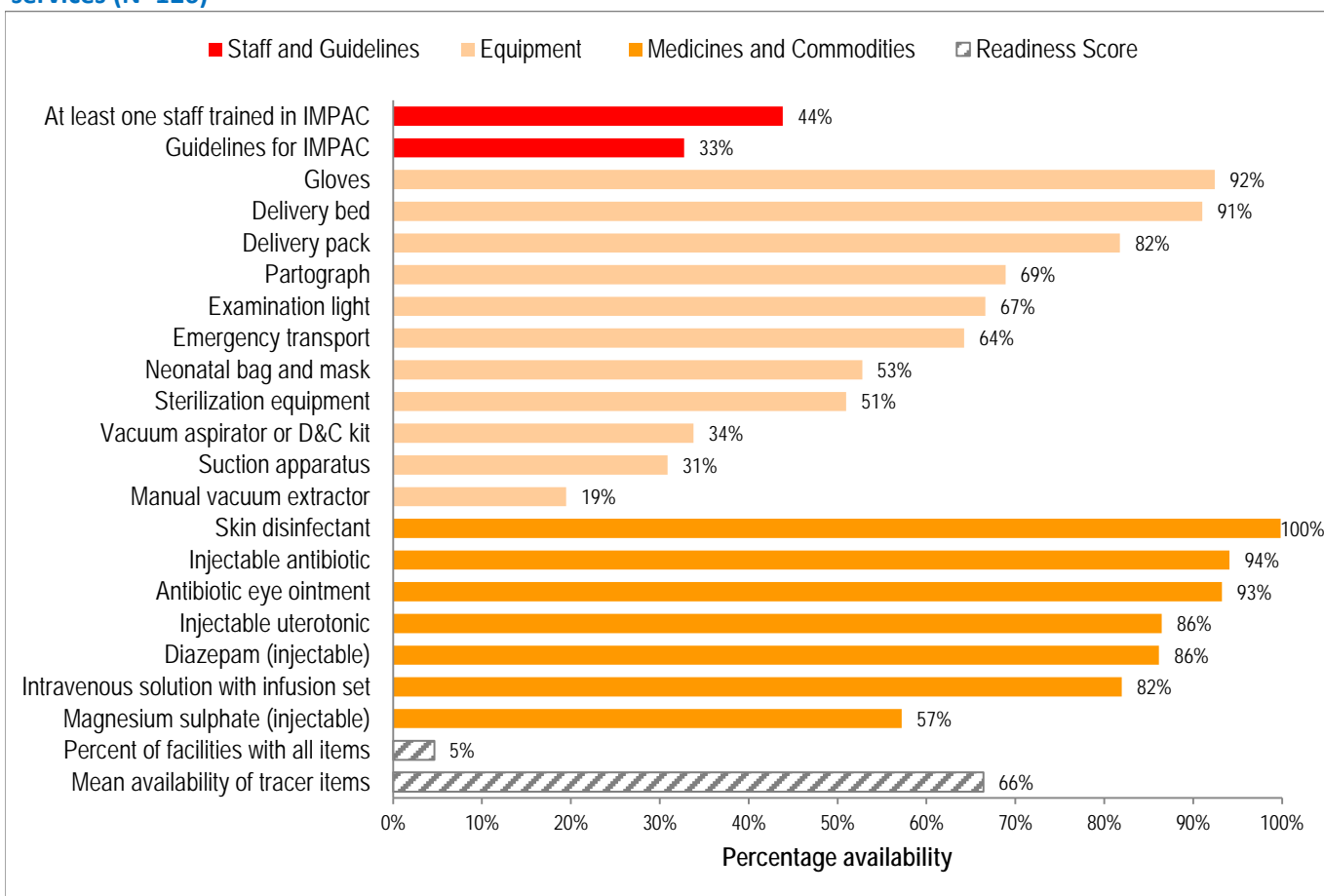
- Emergency transport
- Sterilization equipment
- Examination light
- Delivery pack
- Suction apparatus (mucus extractor)
- Manual vacuum extractor
- Vacuum aspirator or D&C kit
- Neonatal bag and mask
- Delivery bed
- Partograph

- Gloves
- Blood pressure apparatus

Medicines and commodities

- Antibiotic eye ointment for newborn
- Injectable uterotonic
- Injectable antibiotic
- Magnesium sulphate (injectable)
- Diazepam (injectable)
- Skin disinfectant
- Intravenous solution with infusion

Percentage of facilities that have tracer items for basic obstetric care among facilities that provide delivery services (N=126)

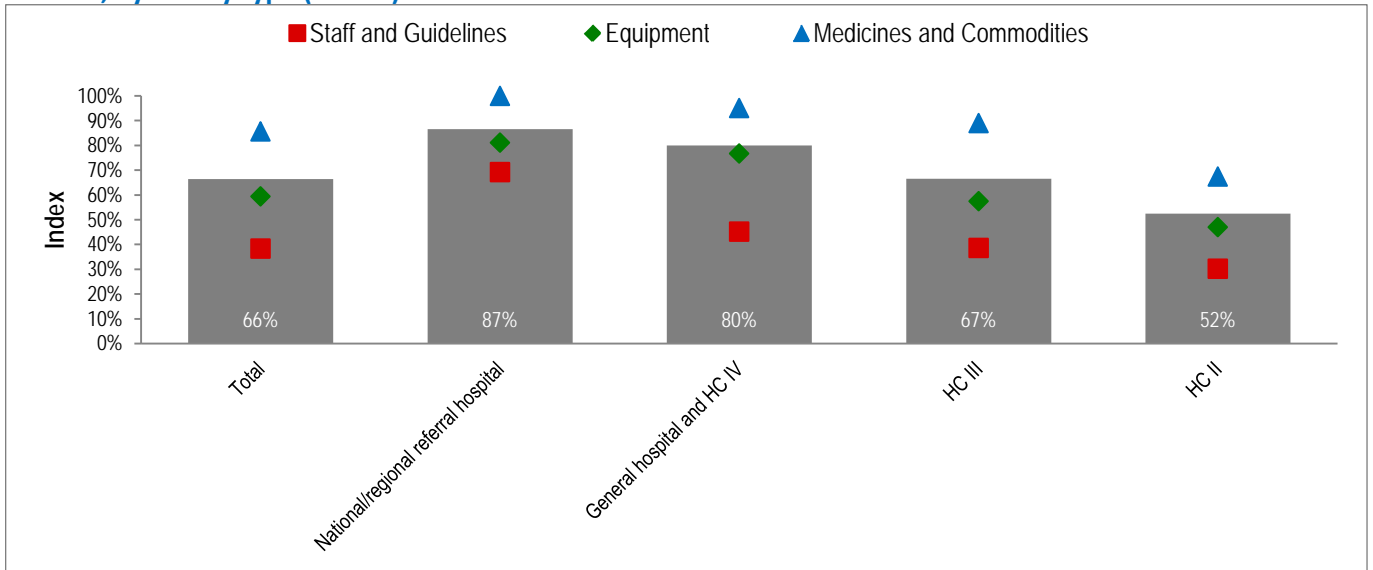


Key results

- Less than half of the facilities offering normal delivery services had at least one staff who had received training in safe motherhood in the last two years (44%)
- About half of the facilities had a neonatal bag and mask (53%) and one in three a suction apparatus (31%)
- Five per cent of the facilities providing delivery services had all the twenty selected tracer items
- On average the health facilities had thirteen of the twenty tracer items for basic obstetric care, among facilities that provide delivery services (66%).

Basic obstetric care service readiness

Percentage of facilities that have tracer items for basic obstetric care among facilities that provide delivery services, by facility type (N=126)



Key results

- Among facilities that provide delivery services, the availability of medicines and commodities is higher than the availability of staff and guidelines.

Basic obstetric care service readiness

DATA TABLES

Percentage of facilities that have tracer items for basic obstetric care among facilities that provide delivery services, by domain (N=126)

	Staff and Guidelines	Equipment	Diagnostics	Medicines and Commodities	Readiness Score
At least one staff trained in IMPAC	44%				
Guidelines for IMPAC	33%				
Gloves		92%			
Delivery bed		91%			
Delivery pack		82%			
Partograph		69%			
Examination light		67%			
Emergency transport		64%			
Neonatal bag and mask		53%			
Sterilization equipment		51%			
Vacuum aspirator or D&C kit		34%			
Suction apparatus		31%			
Manual vacuum extractor		19%			
Skin disinfectant				100%	
Injectable antibiotic				94%	
Antibiotic eye ointment				93%	
Injectable uterotonic				86%	
Diazepam (injectable)				86%	
Intravenous solution with infusion set				82%	
Magnesium sulphate (injectable)				57%	
Percent of facilities with all items					5%
Mean availability of tracer items					66%

Uganda 2013
Service Availability and Readiness (SARA) Index
 SPECIFIC SERVICE READINESS

Basic obstetric care service readiness

Mean availability of basic obstetric care tracer items by domain among facilities that provide delivery services, by facility type and managing authority (N=126)

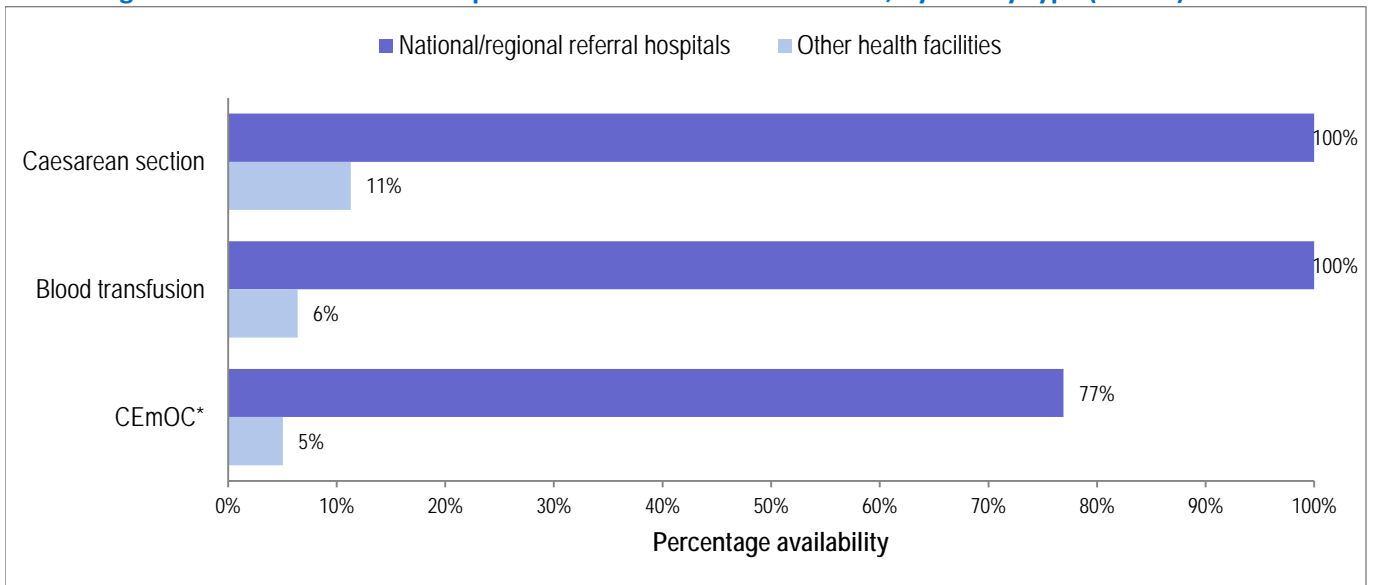
	DO13 Staff and Guidelines	DO14 Equipment	DO15 Medicines and Commodities	IN8 Readiness Score
Total	38%	59%	86%	66%
Facility type				
National/regional referral hospital	69%	81%	100%	87%
General hospital and HC IV	45%	77%	95%	80%
HC III	39%	57%	89%	67%
HC II	30%	47%	67%	52%
Managing authority				
Public	37%	56%	84%	64%
Private	40%	66%	88%	71%
Urban/Rural				
Urban	45%	69%	89%	74%
Rural	34%	53%	83%	62%

Comprehensive obstetric care service availability

Types of services offered

- Caesarean section
- Blood transfusion
- Comprehensive emergency obstetric care

Percentage of facilities that offer comprehensive obstetric care services, by facility type (N=209)



*Comprehensive emergency obstetric care (CEmOC) consist of all 7 services that define basic emergency obstetric care (BEmOC) (S9_01 to S9_07) and the availability of blood transfusion services and cesarean section (S26_01 and S26)

Key results

- All national/regional referral hospitals participating in the survey offered caesarean section and blood transfusion
- Three in four national/regional referral hospitals provided all services defined as part of comprehensive emergency obstetric care (CEmOC), including basic emergency obstetric care (BEmOC), caesarean section and blood transfusion (77%)
- Few other health facilities provide CEmOC .

Comprehensive obstetric care service availability

DATA TABLES

Percentage of facilities that offer comprehensive obstetric care services, by facility type (N=209)

	All	National/regional referral hospitals	Other health facilities
Caesarean section	12%	100%	11%
Blood transfusion	7%	100%	6%
CEmOC*	5%	77%	5%

Percentage of all facilities that offer comprehensive obstetric care services, by facility type and managing authority (N=209)

	S26_01
	Caesarean section
Total	12%
Facility type	
National/regional referral hospital	100%
General hospital and HC IV	76%
HC III	4%
HC II	2%
Managing authority	
Public	12%
Private	11%
Urban/Rural	
Urban	16%
Rural	8%

Comprehensive obstetric care service readiness

Tracer items required for service delivery

Trained staff and guidelines

- Guidelines for CEmOC
- Staff trained in CEmOC
- Staff trained in surgery
- Staff trained in anaesthesia

Equipment

- Anaesthesia equipment
- Incubator

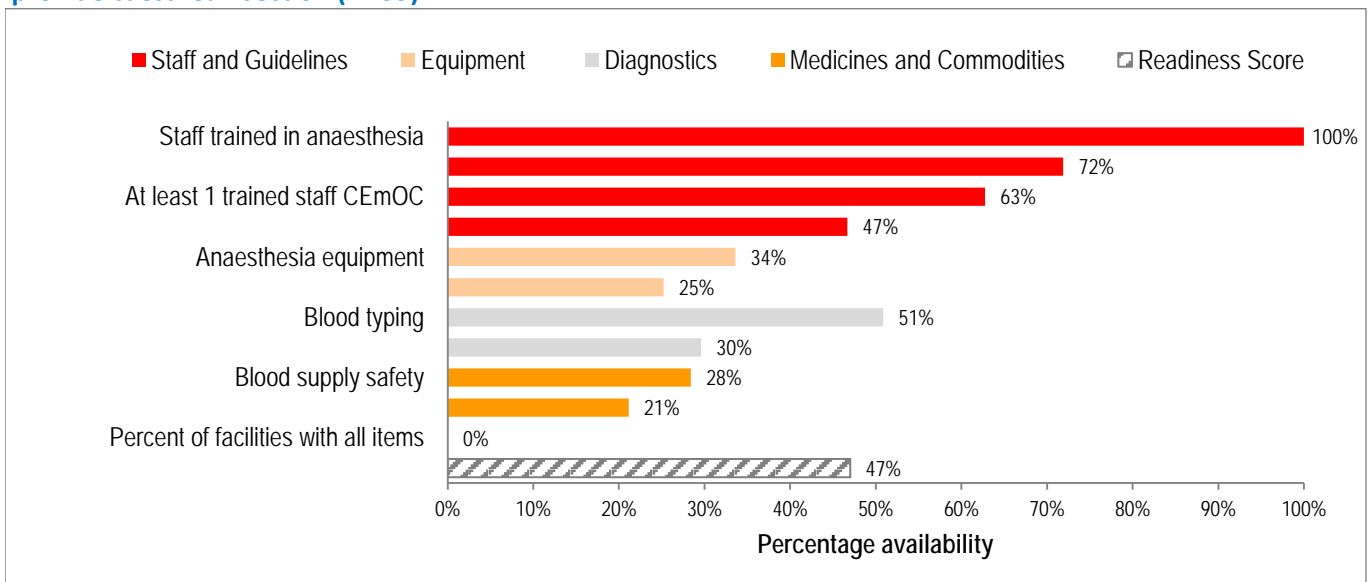
Diagnostics

- Blood typing
- Cross match testing

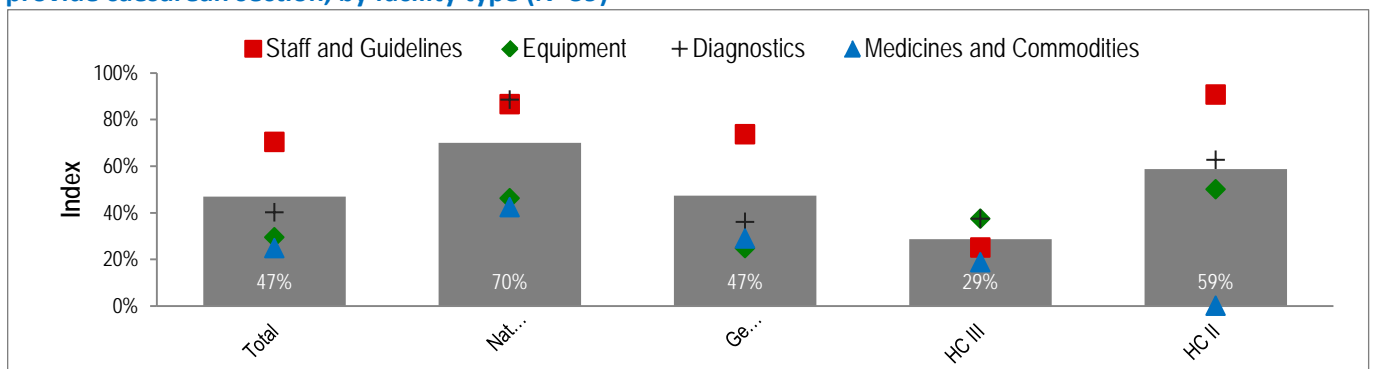
Medicines and commodities

- Blood supply sufficiency
- Blood supply safety

Percentage of facilities that have tracer items for comprehensive obstetric care services among facilities that provide caesarean section (N=39)



Percentage of facilities that have tracer items for comprehensive obstetric care services among facilities that provide caesarean section, by facility type (N=39)



Key results

- All facilities in the survey that offered caesarean section had at least one staff member trained in anaesthesia in the last two years
- Seven out of ten facilities that offered caesarean section had staff trained in surgery (72%)
- Six in ten facilities ten facilities that offered caesarean section had staff trained in CEmOC (63%)
- None of the facilities participating facilities that provide facilities that offered caesarean section had all the tracer items
- On average, the facilities that offered caesarean section had half of the ten tracer items listed (47%).

Comprehensive obstetric care service readiness

DATA TABLES

Percentage of facilities that have tracer items for comprehensive obstetric care services among facilities that provide caesarean section, by domain (N=39)

	Staff and Guidelines	Equipment	Diagnostics	Medicines and Commodities	Readiness Score
Staff trained in anaesthesia	100%				
Staff trained in surgery	72%				
At least 1 trained staff CEmOC	63%				
Guidelines available CEmOC	47%				
Anaesthesia equipment		34%			
Incubator		25%			
Blood typing			51%		
Cross match testing			30%		
Blood supply safety				28%	
Blood supply sufficiency				21%	
Percent of facilities with all items					0%
Mean availability of tracer items					47%

Mean availability of comprehensive obstetric care tracer items by domain among facilities that provide caesarean section, by facility type and managing authority (N=39)

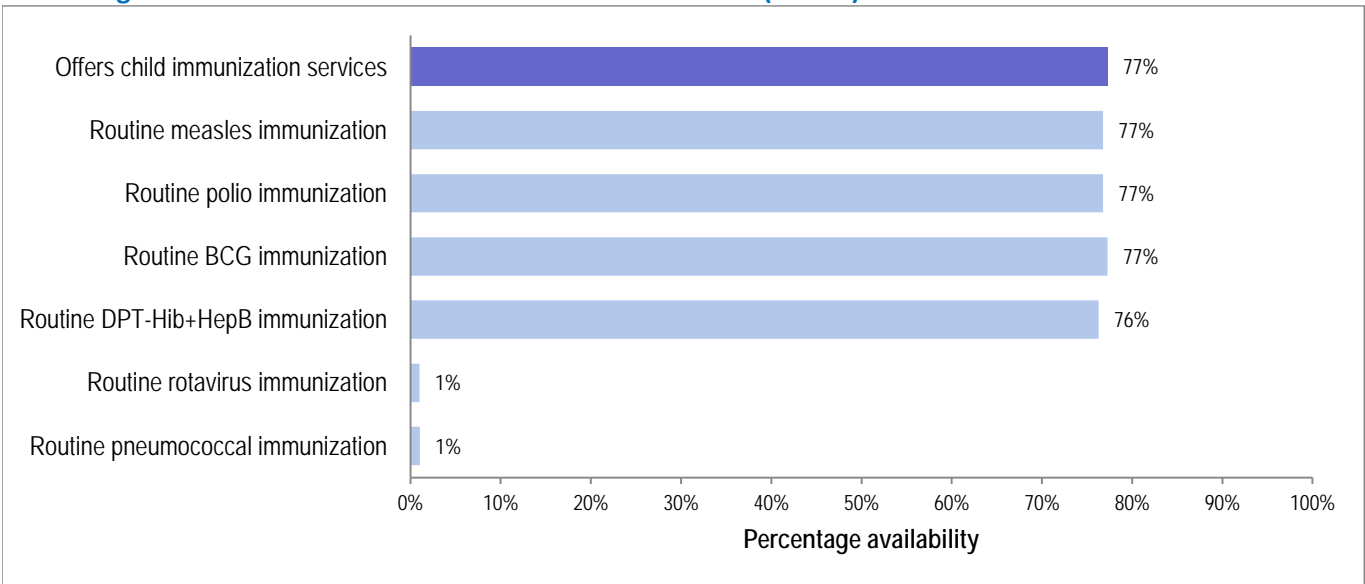
	DO62 Staff and Guidelines	DO63 Equipment	DO64 Diagnostics	DO65 Medicines and Commodities	IN23 Readiness Score
Total	70%	29%	40%	25%	47%
Facility type					
National/regional referral hospital	87%	46%	88%	42%	70%
General hospital and HC IV	74%	25%	36%	29%	47%
HC III	25%	37%	37%	19%	29%
HC II	91%	50%	63%	0%	59%
Managing authority					
Public	72%	19%	29%	23%	43%
Private	67%	48%	59%	27%	54%
Urban/Rural					
Urban	80%	34%	60%	37%	58%
Rural	57%	23%	11%	7%	31%

Child immunization service availability

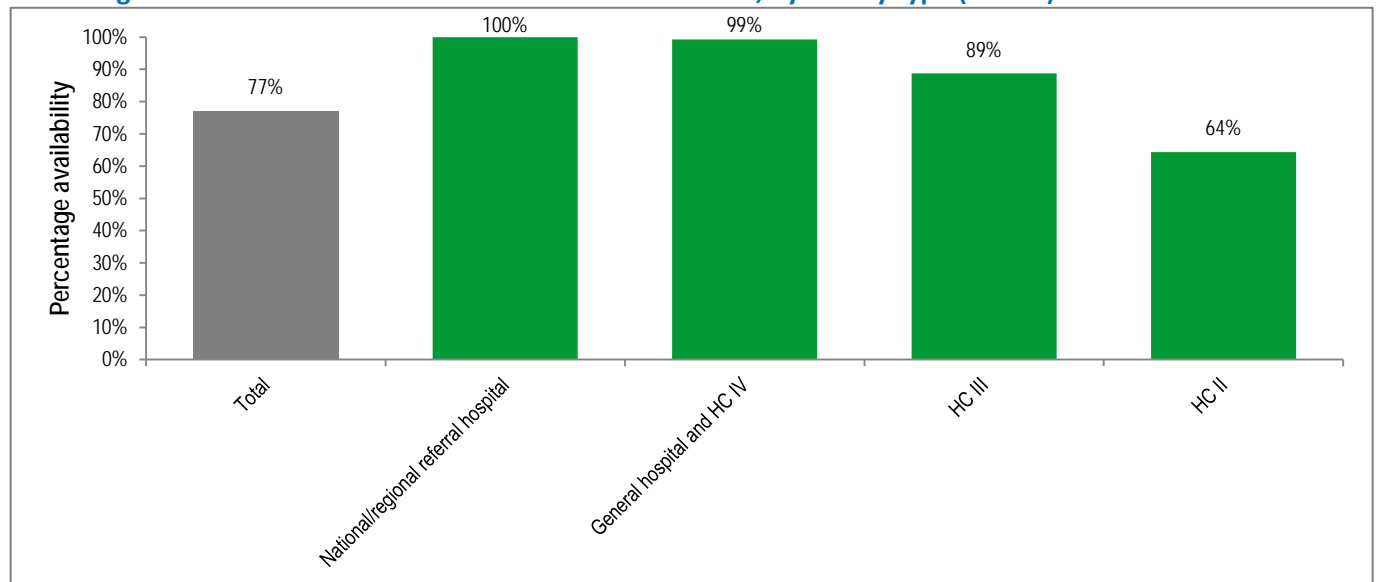
Types of services offered

- Routine child immunization services
 - Routine measles immunization
 - Routine DPT-Hib-HepB immunization
- Routine polio immunization
 - BCG immunization
 - Rotavirus immunization
 - Pneumococcal immunization

Percentage of facilities that offer child immunization services (N=209)



Percentage of facilities that offer child immunization services, by facility type (N=209)



Key results

- Three quarters of health facilities offered routine immunization services (77%): They provided routine immunisation services for measles, polio, BCG and DPT+Hib+HepB
- One percent of the facilities participating in the survey offered routine rotavirus and pneumococcal immunisation.

Child immunization service availability

DATA TABLES

Percentage of facilities that offer child immunization services (N=209)

	% of facilities offering service
Offers child immunization services	77%
Routine measles immunization	77%
Routine polio immunization	77%
Routine BCG immunization	77%
Routine DPT-Hib+HepB immunization	76%
Routine rotavirus immunization	1%
Routine pneumococcal immunization	1%

Percentage of facilities that offer child immunization services, by facility type and managing authority (N=209)

	S10
	Offers child immunization services
Total	77%
Facility type	
National/regional referral hospital	100%
General hospital and HC IV	99%
HC III	89%
HC II	64%
Managing authority	
Public	93%
Private	51%
Urban/Rural	
Urban	53%
Rural	96%

Child immunization service readiness

Tracer items required for service delivery

Trained staff and guidelines

- Guidelines for EPI
- Staff trained in EPI

- Single use of syringes
- Vaccination cards

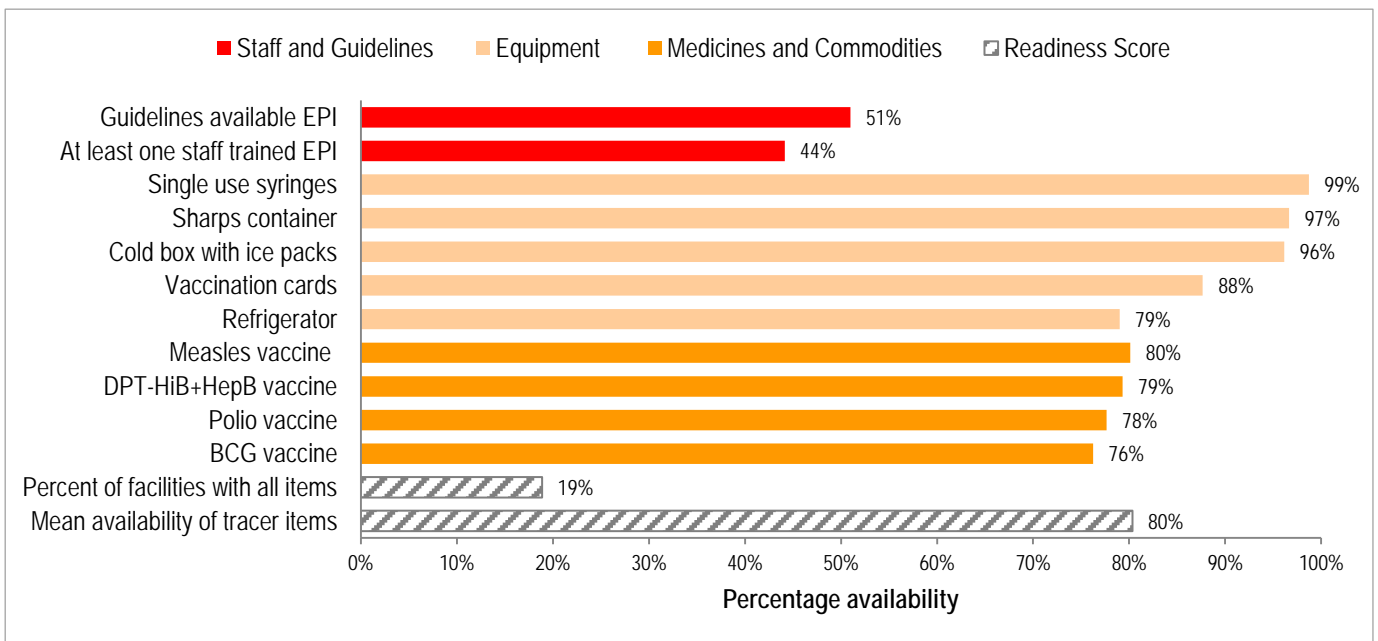
Equipment

- Cold box/vaccine carrier with ice packs
- Refrigerator
- Sharps container

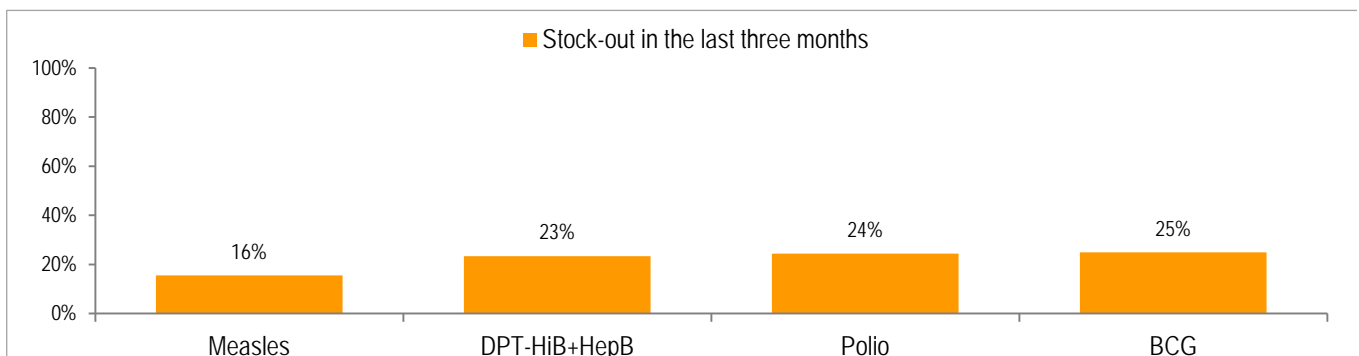
Medicines and commodities

- Measles vaccine
- DPT-HiB+HepB vaccine
- Polio vaccine
- BCG vaccine

Percentage of facilities that have tracer items for child immunization services among facilities that provide this service (N=175)



Vaccine stock-out in the last three months



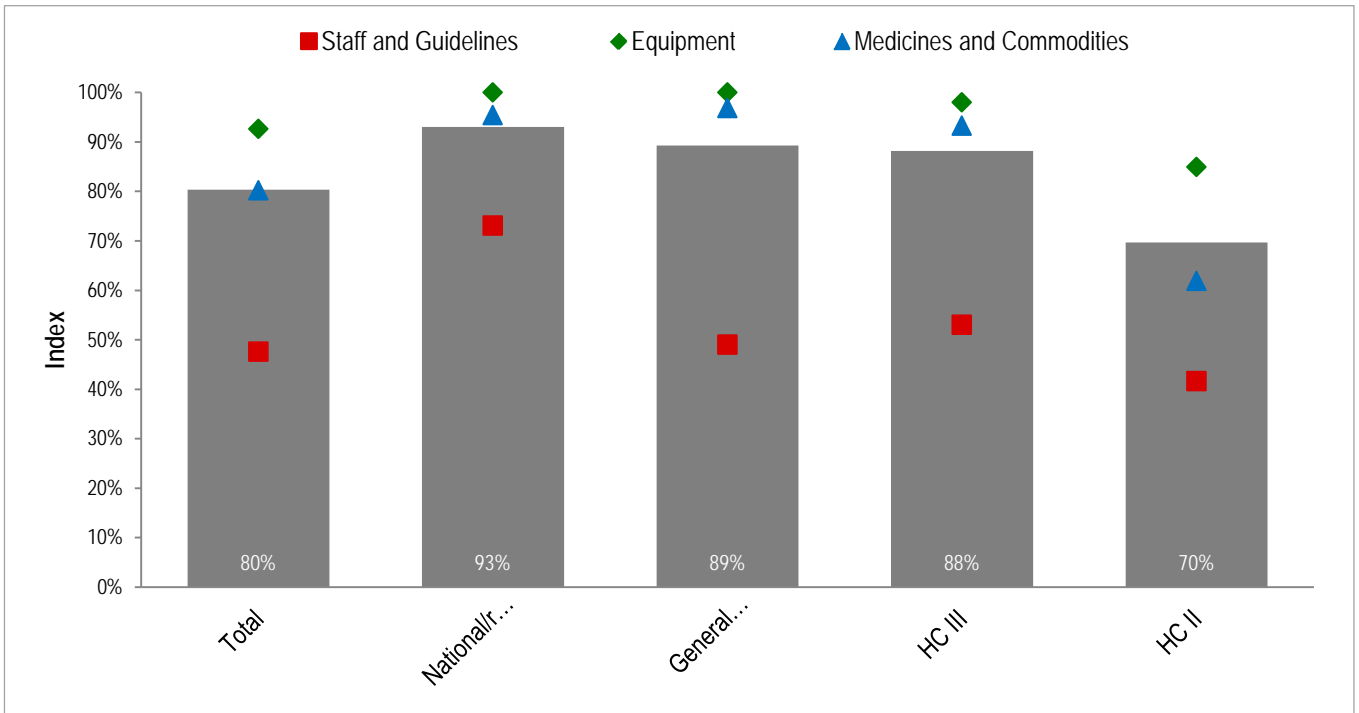
Key results

- Among the facilities providing immunization services, about 80% had vaccines in stock
- Almost all had essential items including single use syringes, sharps container and cold packs
- One in five facilities offering immunization services did not have a refrigerator (21%)
- One in four facilities had all the five tracer items (19%)
- On average the health facilities had nine out of the eleven tracer items (80%).

Child immunization service readiness

Child immunization service readiness

Percentage of facilities that have tracer items for child immunization services among facilities that provide this service, by facility type (N=175)



Child immunization service readiness

DATA TABLES

Percentage of facilities that have tracer items for child immunization services among facilities that provide this service, by domain (N=175)

	Staff and Guidelines	Equipment	Diagnostics	Medicines and Commodities	Readiness Score
Guidelines available EPI	51%				
At least one staff trained EPI	44%				
Single use syringes		99%			
Sharps container		97%			
Cold box with ice packs		96%			
Vaccination cards		88%			
Refrigerator		79%			
Measles vaccine				80%	
DPT-HiB+HepB vaccine				79%	
Polio vaccine				78%	
BCG vaccine				76%	
Percent of facilities with all items					19%
Mean availability of tracer items					80%

Vaccine stock-outs

	Available on the day of the survey	Stock-out in the last three months
Measles	80%	16%
DPT-HiB+HepB	79%	23%
Polio	78%	24%
BCG	76%	25%

Child immunization service readiness

Mean availability of child immunization tracer items by domain among facilities that provide this service, by facility type and managing authority (N=175)

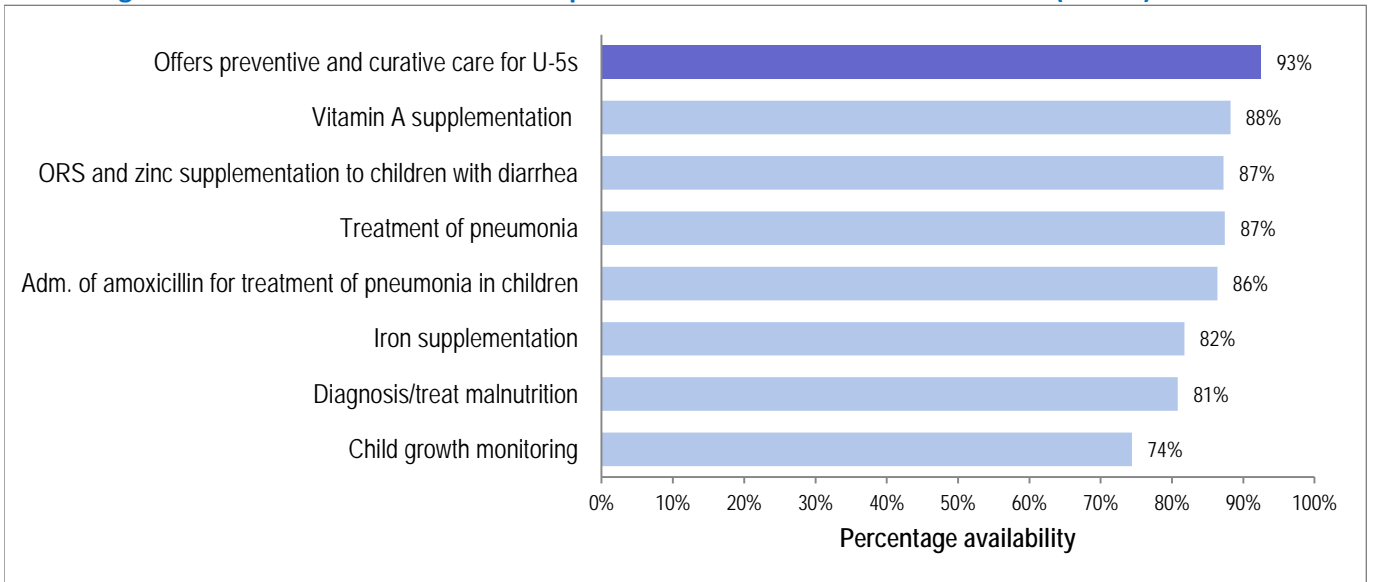
	DO16 Staff and Guidelines	DO17 Equipment	DO18 Medicines and Commodities	IN9 Readiness Score
Total	48%	93%	80%	80%
Facility type				
National/regional referral hospital	73%	100%	95%	93%
General hospital and HC IV	49%	100%	97%	89%
HC III	53%	98%	93%	88%
HC II	42%	85%	62%	70%
Managing authority				
Public	44%	94%	81%	81%
Private	57%	89%	78%	80%
Urban/Rural				
Urban	61%	93%	86%	86%
Rural	42%	92%	58%	78%

Child health preventive and curative care service availability

Types of services offered

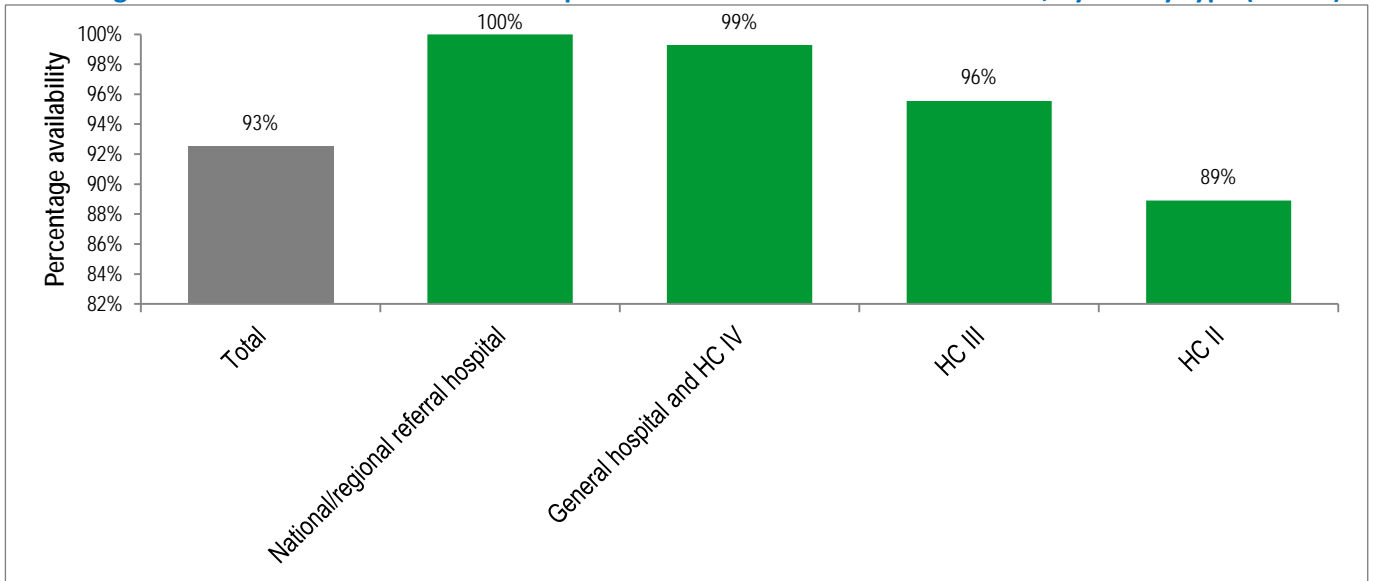
- Curative care for children under 5
- Malnutrition diagnosis and treatment
- Vitamin A supplementation
- Iron supplementation
- ORS and zinc supplementation
- Growth monitoring
- Treatment of pneumonia
- Administration of amoxicillin for the treatment of pneumonia in children

Percentage of facilities that offer child health preventative and curative care services (N=209)



Child health preventative and curative care service availability

Percentage of facilities that offer child health preventative and curative care services, by facility type (N=209)



Key results

- Almost all facilities offered preventative and curative care for children under 5 years of age (93%)
- In six districts all sampled facilities offered preventative and curative care for children under 5 years
- Four in five health facilities in Kampala offered preventative and curative care for children under 5 years (80%).

Child health preventive and curative care service availability

DATA TABLES

Percentage of facilities that offer child health preventative and curative care services (N=209)

	% of facilities offering service
Offers preventive and curative care for U-5s	93%
Vitamin A supplementation children with diarrhea	88%
Treatment of pneumonia	87%
Adm. of amoxicillin for treatment of pneumonia in children	87%
Iron supplementation	86%
Diagnosis/treat malnutrition	82%
Child growth monitoring	81%
	74%

Percentage of facilities that offer child health preventative and curative care services, by facility type and managing authority (N=209)

	S11
	Offers preventive and curative care for U-5s
Total	93%
Facility type	
National/regional referral hospital	100%
General hospital and HC IV	99%
HC III	96%
HC II	89%
Managing authority	
Public	96%
Private	86%
Urban/Rural	
Urban	97%
Rural	87%

Child health preventive and curative care service readiness

Tracer items required for service delivery

Trained staff and guidelines

- Guidelines for IMCI
- Guidelines for growth monitoring
- Staff trained in IMCI
- Staff trained in growth monitoring

Equipment

- Child and infant scale

- Length/height measuring equipment
- Thermometer
- Stethoscope
- Growth chart

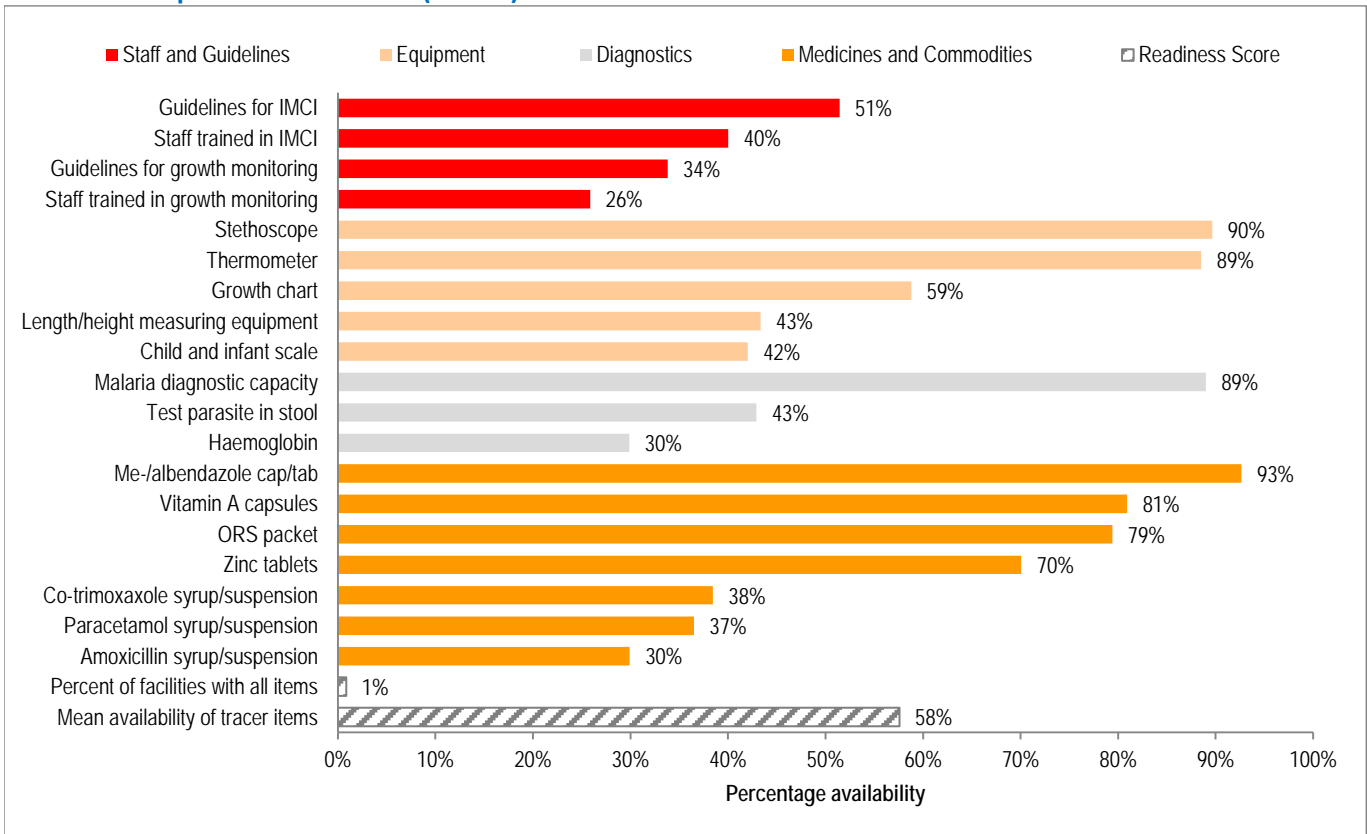
Diagnostics

- Haemoglobin (Hb)
- Test parasite in stool (general microscopy)
- Malaria diagnostic capacity

Medicines and commodities

- Oral rehydration solution packet
- Amoxicillin (dispersible tablet or syrup/suspension)
- Co-trimoxazole syrup/suspension
- Paracetamol syrup/suspension
- Vitamin A capsules
- Me-/albendazole cap/tab
- Zinc sulphate tablets or syrup

Percentage of facilities that have tracer items for child health preventative and curative care services among facilities that provide this service (N=197)

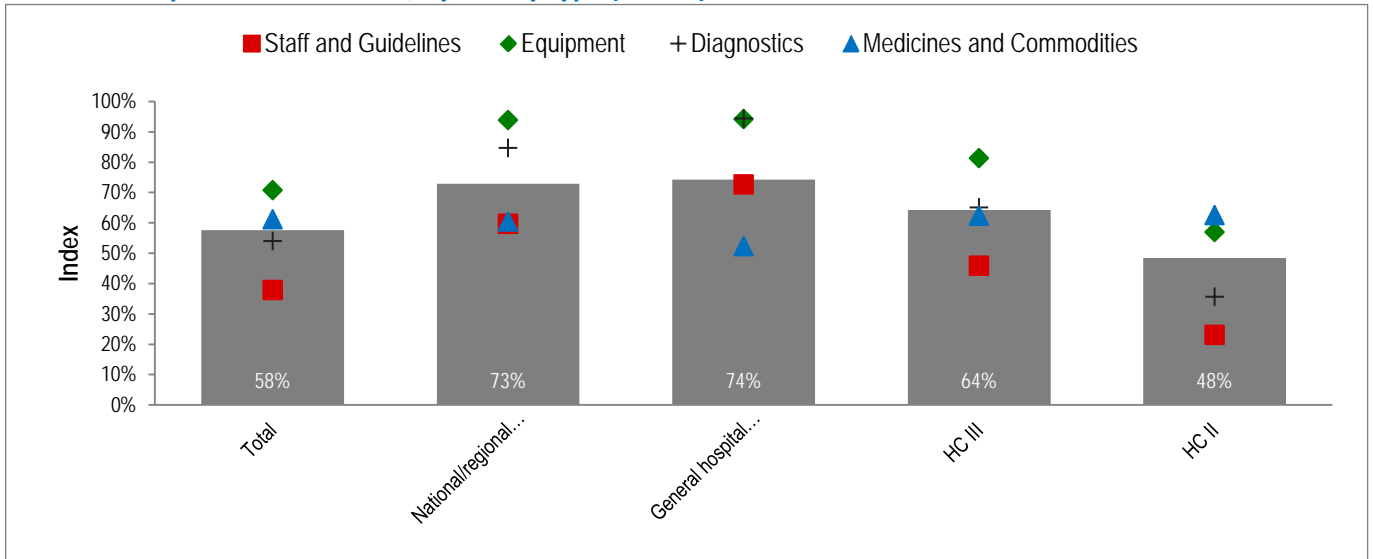


Key results

- Four out of ten facilities that offered child health preventative and curative care services had at least one staff member trained in the Integrated Management of Childhood Illnesses (IMCI) in the last two years (40%)
- One out of four had staff trained in growth monitoring (26%)
- On average, the facilities that provided child health preventative and curative care services had eleven of the nineteen tracer items listed available at the day of the survey (58%)

Child health preventive and curative care service readiness

Percentage of facilities that have tracer items for child health preventative and curative care services among facilities that provide this service, by facility type (N=197)



Key results

- Shortages of trained staff and guidelines were severe in many districts

Child health preventive and curative care service readiness

DATA TABLES

Percentage of facilities that have tracer items for child health preventative and curative care services among facilities that provide this service, by domain (N=197)

	Staff and Guidelines	Equipment	Diagnostics	Medicines and Commodities	Readiness Score
Guidelines for IMCI	51%				
Staff trained in IMCI	40%				
Guidelines for growth monitoring	34%				
Staff trained in growth monitoring	26%				
Stethoscope		90%			
Thermometer		89%			
Growth chart		59%			
Length/height measuring equipment		43%			
Child and infant scale		42%			
Malaria diagnostic capacity			89%		
Test parasite in stool			43%		
Haemoglobin			30%		
Me-/albendazole cap/tab				93%	
Vitamin A capsules				81%	
ORS packet				79%	
Zinc tablets				70%	
Co-trimoxazole syrup/suspension				38%	
Paracetamol syrup/suspension				37%	
Amoxicillin syrup/suspension				30%	
Percent of facilities with all items					1%
Mean availability of tracer items					58%

Uganda 2013
Service Availability and Readiness (SARA) Index
 SPECIFIC SERVICE READINESS

Child health preventative and curative care service readiness

Mean availability of child health preventative and curative care tracer items by domain among facilities that provide this service, by facility type and managing authority (N=197)

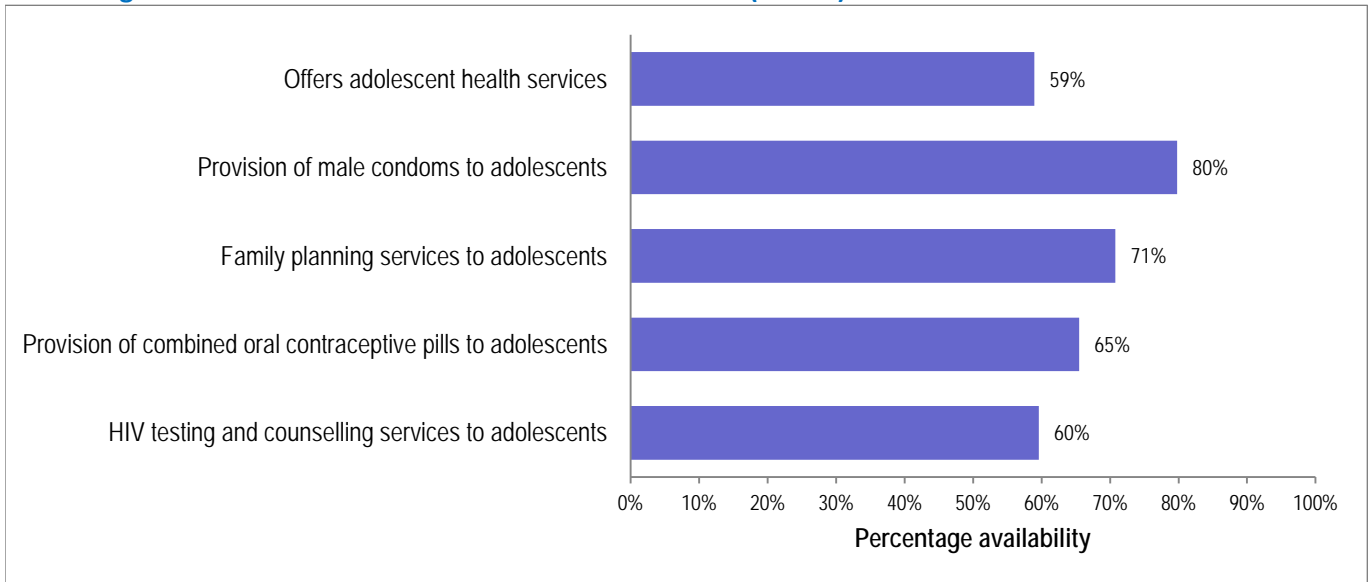
	DO19	DO20	DO21	DO22	IN10
	Staff and Guidelines	Equipment	Diagnostics	Medicines and Commodities	Readiness Score
Total	38%	71%	54%	61%	58%
Facility type					
National/regional referral hospital	60%	94%	85%	60%	73%
General hospital and HC IV	73%	94%	94%	52%	74%
HC III	46%	81%	65%	62%	64%
HC II	23%	57%	36%	62%	48%
Managing authority					
Public	42%	73%	54%	59%	58%
Private	30%	67%	54%	65%	57%
Urban/Rural					
Urban	41%	72%	63%	59%	59%
Rural	36%	70%	48%	62%	57%

Adolescent health service availability

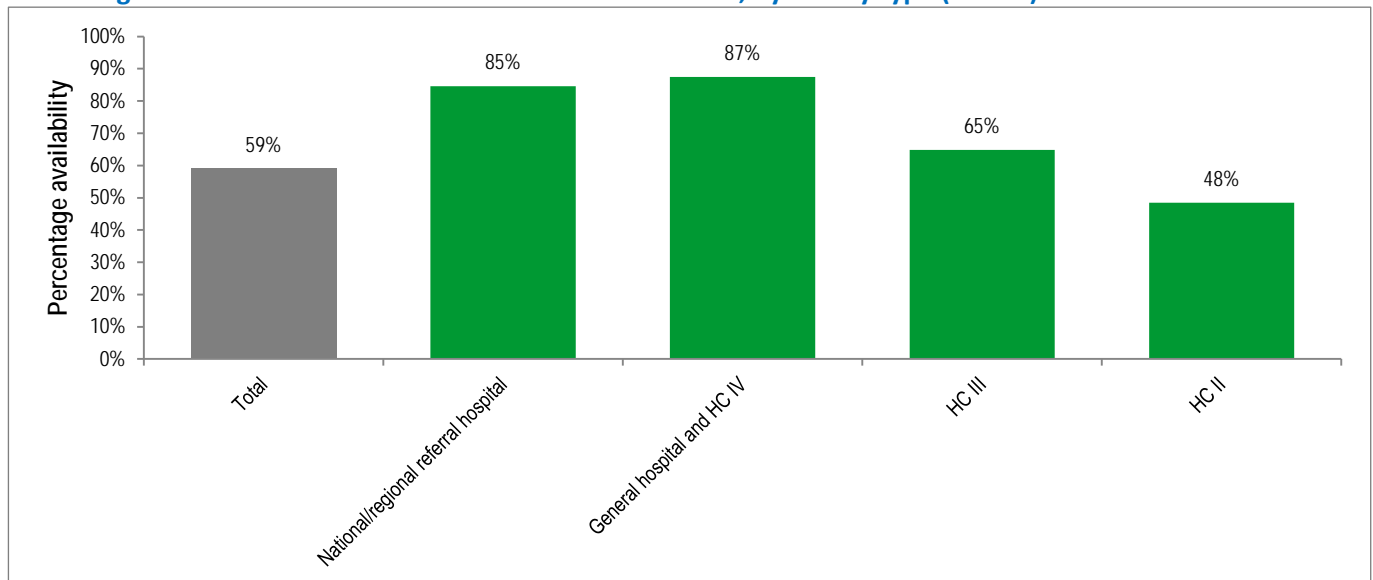
Types of services offered

- Adolescent health services
- HIV testing and counselling services to adolescents
- Family planning services to adolescents
- Provision of combined oral contraceptive pills to adolescents
- Provision of male condoms to adolescents
- Provision of female condoms to adolescents
- Provision of emergency contraceptive pills to adolescents
- Provision of intrauterine contraceptive device (IUCD) to adolescents
- Provision of implants to adolescents

Percentage of facilities that offer adolescent health services (N=209)



Percentage of facilities that offer adolescent health services, by facility type (N=209)



Key results

- Adolescent health services were offered in six in ten facilities (59%)
- Also, six in ten facilities offered HIV testing and counselling services to adolescents (60%).

Adolescent health service availability

DATA TABLES

Percentage of facilities that offer adolescent health services (N=209)

	% of facilities offering service
Offers adolescent health services	59%
Provision of male condoms to adolescents	80%
Family planning services to adolescents	71%
Provision of combined oral contraceptive pills to adolescents	65%
HIV testing and counselling services to adolescents	60%

Percentage of facilities that offer adolescent health services, by facility type and managing authority (N=209)

	S12
	Offers adolescent health services
Total	59%
Facility type	
National/regional referral hospital	85%
General hospital and HC IV	87%
HC III	65%
HC II	48%
Managing authority	
Public	69%
Private	43%
Urban/Rural	
Urban	55%
Rural	62%

Adolescent health service readiness

Tracer items required for service delivery

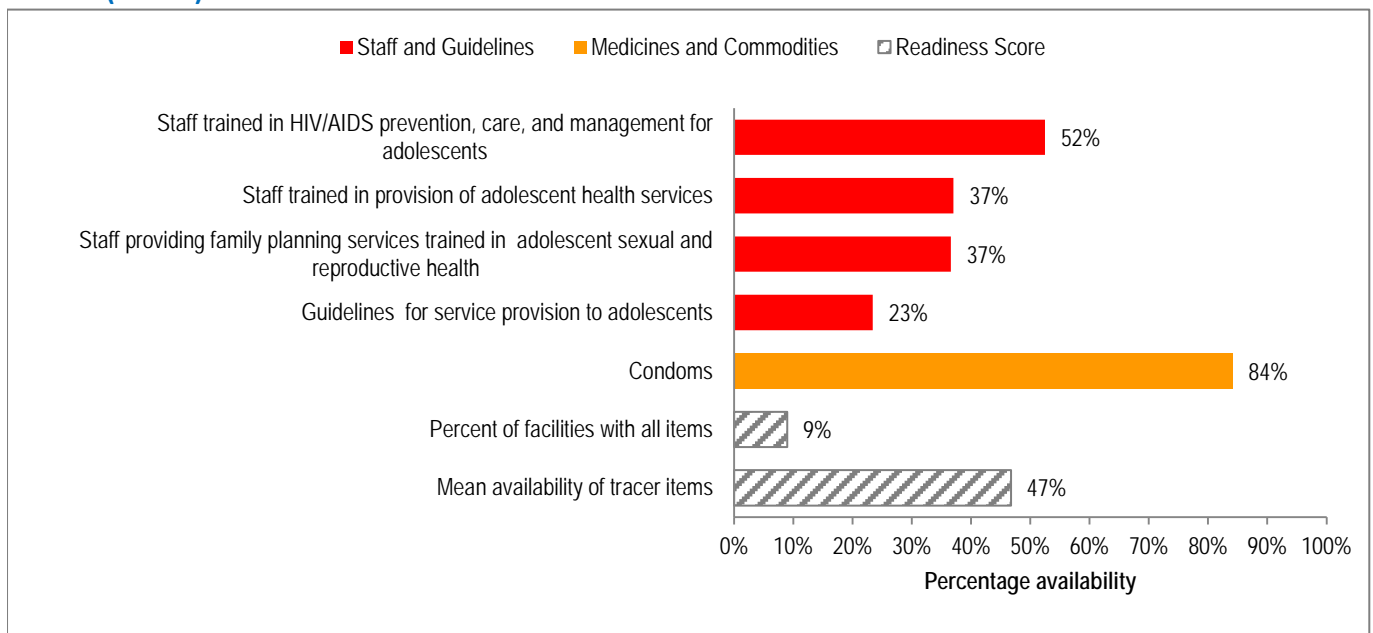
Trained staff and guidelines

- Guidelines for service provision to adolescents
- Staff trained in provision of adolescent health services
- Staff providing family planning services trained in adolescent sexual and reproductive health
- Staff providing HIV testing and counselling services trained in HIV/AIDS prevention, care, and management for adolescents

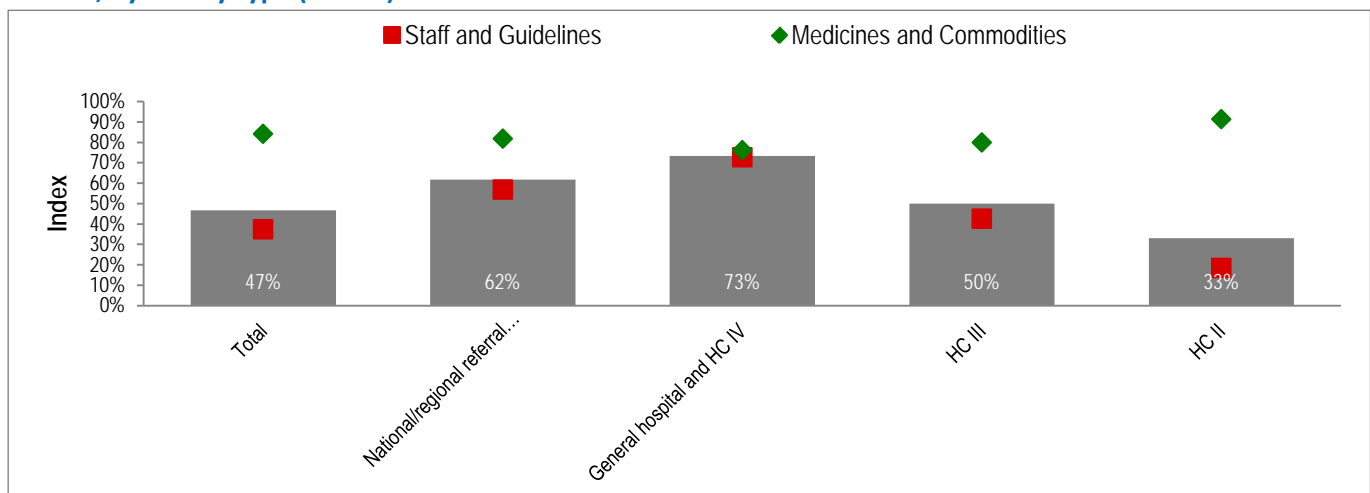
Medicines and commodities

- Condoms

Percentage of facilities that have tracer items for adolescent health services among facilities that provide this service (N=125)



Percentage of facilities that have tracer items for adolescent health services among facilities that provide this service, by facility type (N=125)



Adolescent health service readiness

Key results

- One in three facilities had at least one staff trained in provision of adolescent health services in the last two years (37%)
- Also, one in three facilities had at least one staff producing family planning services trained in adolescent sexual and reproductive health in the last two years (37%)
- Half of the facilities had at least one staff providing HIV/AIDS testing and counselling ,trained in HIV prevention and care and management for adolescents (52%).

DATA TABLES

Percentage of facilities that have tracer items for adolescent health services among facilities that provide this service, by domain (N=125)

	Staff and Guidelines	Equipment	Diagnostics	Medicines and Commodities	Readiness Score
Staff trained in HIV/AIDS prevention, care, and management for adolescents	52%				
Staff trained in provision of adolescent health services	37%				
Staff providing family planning services trained in adolescent sexual and reproductive health	37%				
Guidelines for service provision to adolescents	23%				
Condoms				84%	
Percent of facilities with all items					9%
Mean availability of tracer items					47%

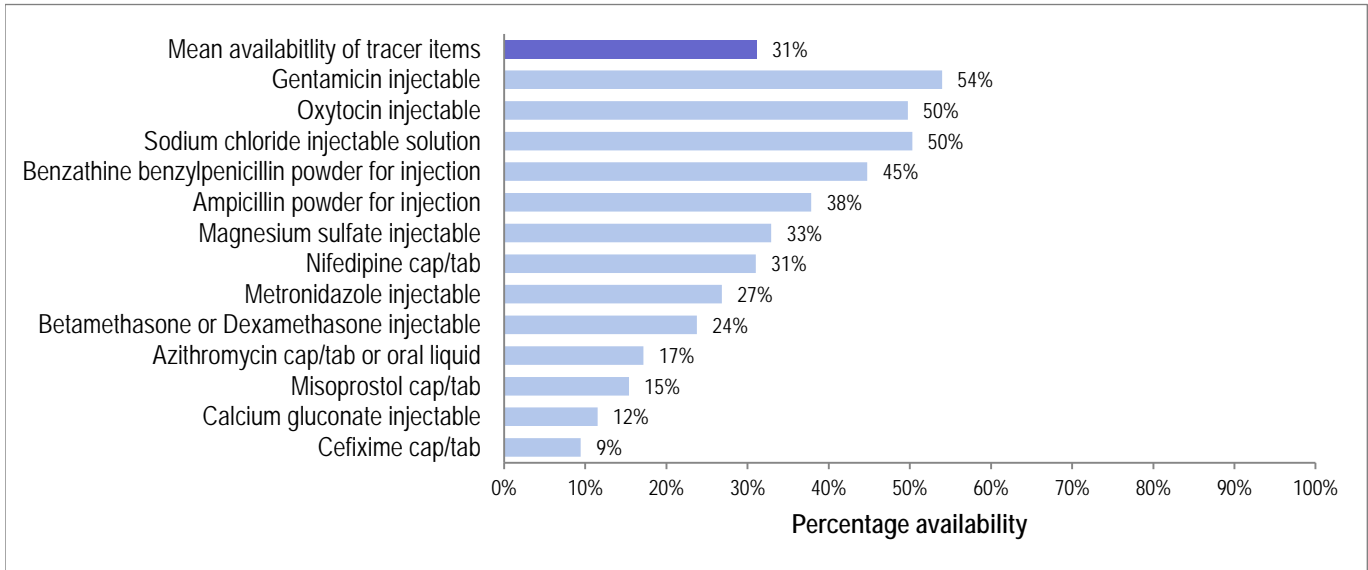
Mean availability of adolescent health tracer items by domain among facilities that provide this service, by facility type and managing authority (N=125)

	DO23 Staff and Guidelines	DO24 Medicines and Commodities	IN11 Readiness Score
Total	37%	84%	47%
Facility type			
National/regional referral hospital	57%	82%	62%
General hospital and HC IV	73%	76%	73%
HC III	43%	80%	50%
HC II	18%	91%	33%
Managing authority			
Public	39%	85%	48%
Private	32%	81%	42%
Urban/Rural			
Urban	39%	91%	49%
Rural	36%	80%	45%

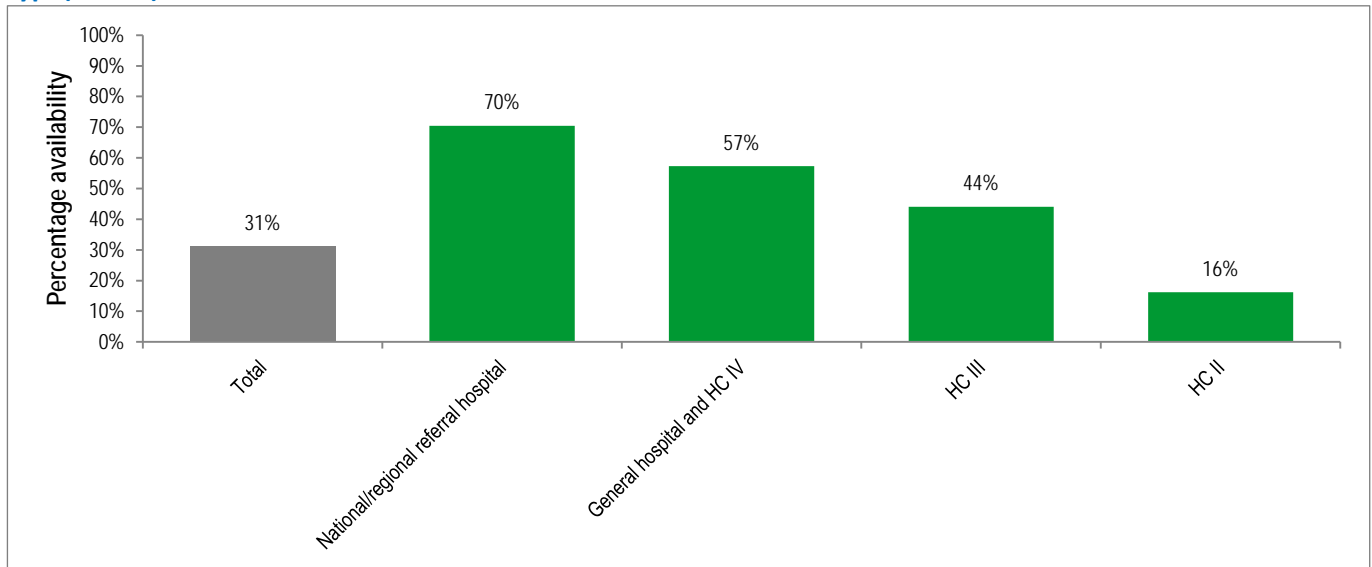
Essential medicines and commodities: Availability

Essential medicines for mothers

Percentage of facilities that have essential medicines for mothers observed in stock and valid (N=209)



Percentage of facilities that have essential medicines for mothers observed in stock and valid, by facility type(N=209)



Key results

- Thirteen essential tracer medicines for mothers in Uganda has been identified. On average one in three selected medicines were available at health facilities in 2013 (31%).

Essential medicines and commodities: Availability

DATA TABLES

Percentage of facilities that have essential medicines for mothers observed in stock and valid (N=209)

	% of facilities with item
Mean availability of tracer items	31%
Gentamicin injectable	54%
Oxytocin injectable	50%
Sodium chloride injectable solution	50%
Benzathine benzylpenicillin powder for injection	45%
Ampicillin powder for injection	38%
Magnesium sulfate injectable	33%
Nifedipine cap/tab	31%
Metronidazole injectable	27%
Betamethasone or Dexamethasone injectable	24%
Azithromycin cap/tab or oral liquid	17%
Misoprostol cap/tab	15%
Calcium gluconate injectable	12%
Cefixime cap/tab	9%

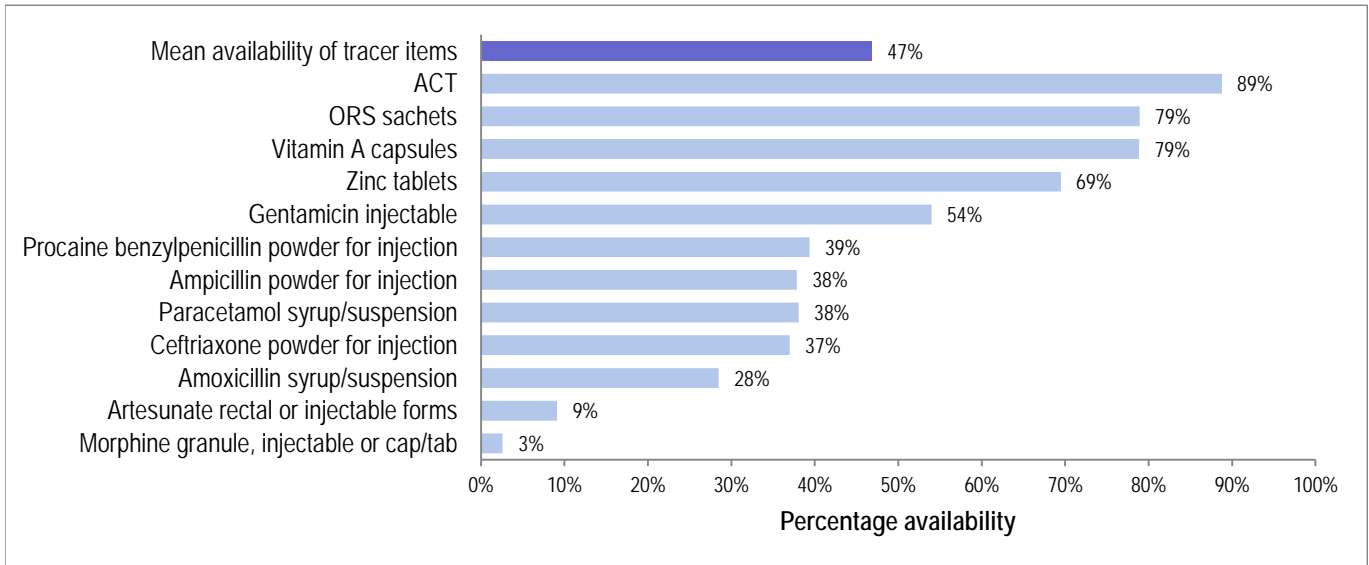
Percentage of facilities that have essential medicines for mothers observed in stock and valid, by facility type and managing authority (N=209)

	DO70 Mean availability of tracer items
Total	31%
Facility type	
National/regional referral hospital	70%
General hospital and HC IV	57%
HC III	44%
HC II	16%
Managing authority	
Public	24%
Private	43%
Urban/Rural	
Urban	40%
Rural	25%

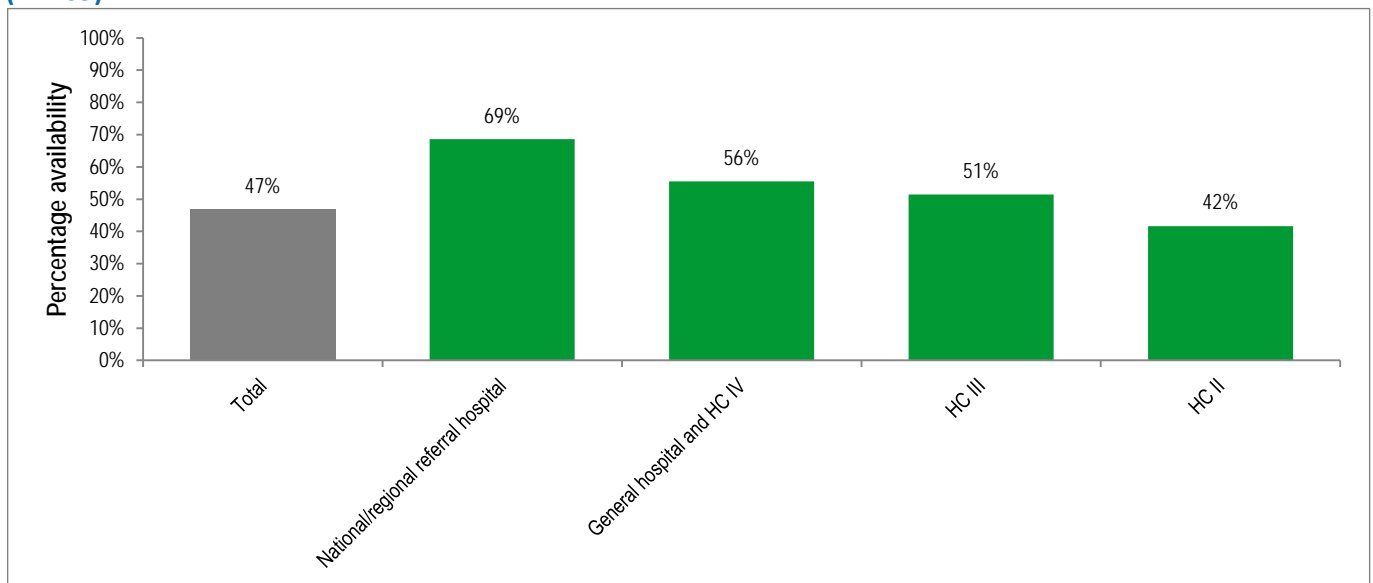
Essential medicines and commodities: Availability

Essential medicines for children

Percentage of facilities that have essential medicines for children observed in stock and valid (N=209)



Percentage of facilities that have essential medicines for children observed in stock and valid, by facility type (N=209)



Key results

- Twelve essential tracer medicines for children have been identified. On average half of the medicines were available at the health facilities, in stock and valid (47%).

Essential medicines and commodities: Availability

DATA TABLES

Percentage of facilities that have essential medicines for children observed in stock and valid (N=209)

	% of facilities with item
Mean availability of tracer items	47%
ACT	89%
ORS sachets	79%
Vitamin A capsules	79%
Zinc tablets	69%
Gentamicin injectable	54%
Procaine benzylpenicillin powder for injection	39%
Ampicillin powder for injection	38%
Paracetamol syrup/suspension	38%
Ceftriaxone powder for injection	37%
Amoxicillin syrup/suspension	28%
Artesunate rectal or injectable forms	9%
Morphine granule, injectable or cap/tab	3%

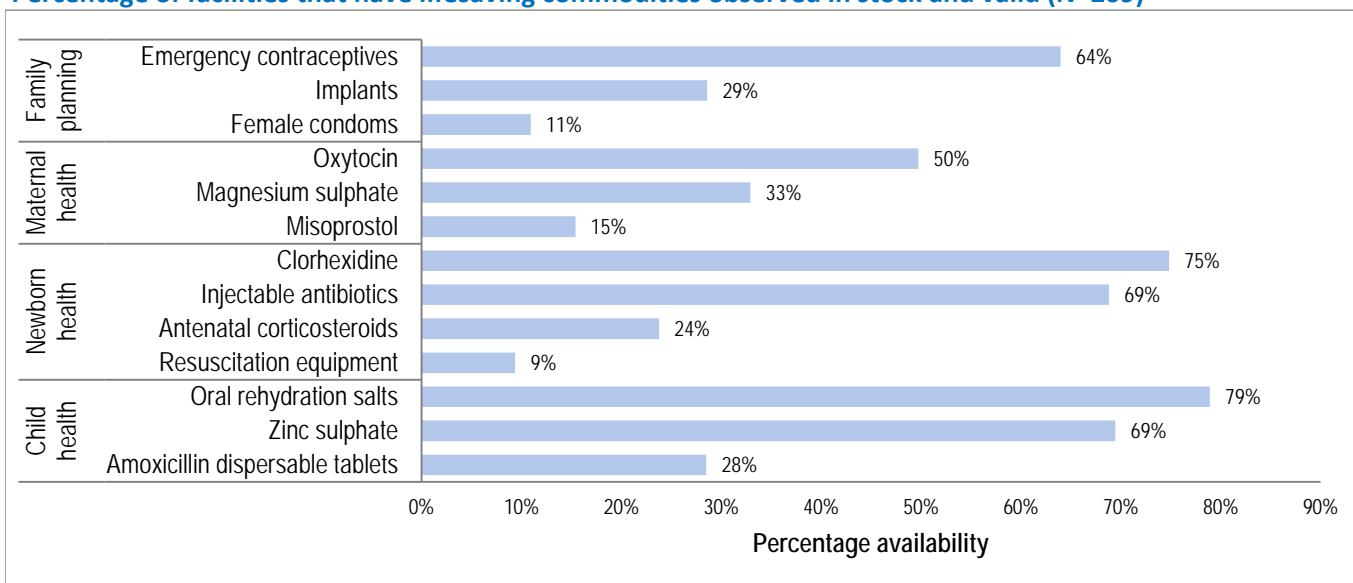
Percentage of facilities that have essential medicines for children observed in stock and valid, by facility type and managing authority (N=209)

	DO71
	Mean availability of tracer items
Total	47%
Facility type	
National/regional referral hospital	69%
General hospital and HC IV	56%
HC III	51%
HC II	42%
Managing authority	
Public	42%
Private	54%
Urban/Rural	
Urban	51%
Rural	44%

Essential medicines and commodities: Availability

Life saving commodities for women and children

Percentage of facilities that have lifesaving commodities observed in stock and valid (N=209)



Key results

- Thirteen commodities aimed at saving the lives of women and children have been recommended by the Commission on Life-Saving Commodities for Women and Children. The commodities have been chosen because they are effective, reasonably prized and often neglected.
- The least available of the recommended commodities in health facilities were resuscitation equipment (9%), female condoms (11%) and misoprostol (15%)

Uganda 2013

Service Availability and Readiness (SARA) Index

SPECIFIC SERVICE AVAILABILITY

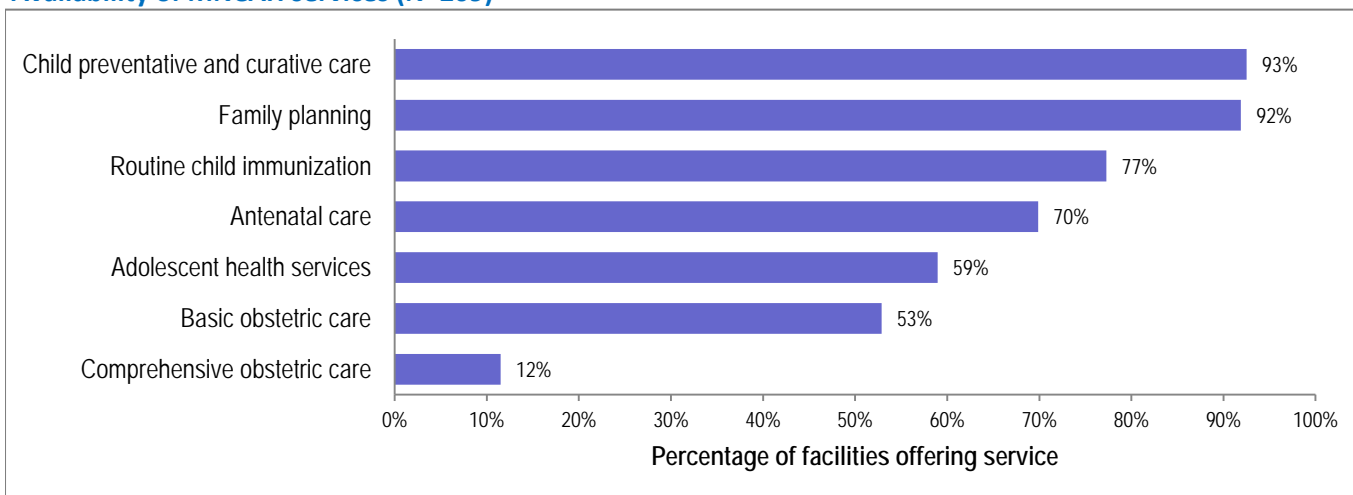
Essential medicines and commodities: Availability

DATA TABLE

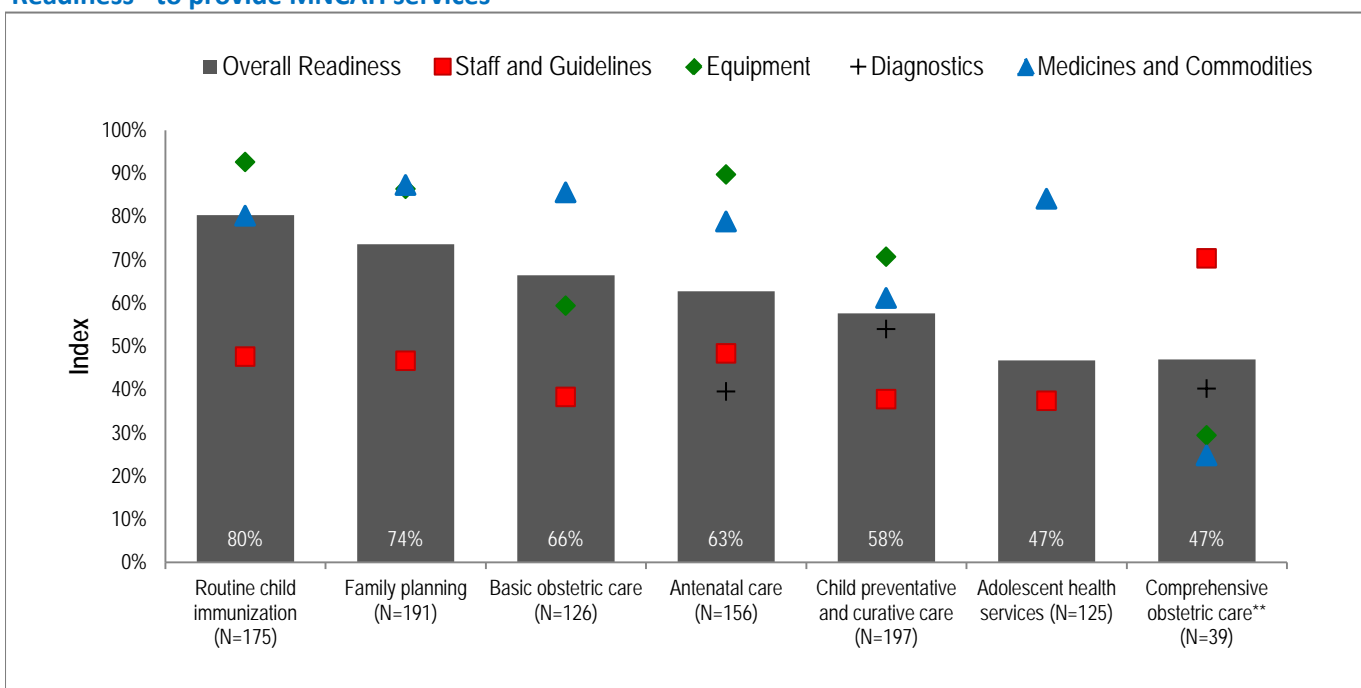
Family planning	Emergency contraceptives	64%
	Implants	29%
	Female condoms	11%
Maternal health	Oxytocin	50%
	Magnesium sulphate	33%
	Misoprostol	15%
Newborn health	Clorhexidine	75%
	Injectable antibiotics	69%
	Antenatal corticosteroids	24%
	Resuscitation equipment	9%
Child health	Oral rehydration salts	79%
	Zinc sulphate	69%
	Amoxicillin dispersable tablets	28%

Maternal, newborn, child, and adolescent health (MNCAH)

Availability of MNCAH services (N=209)



Readiness* to provide MNCAH services



* The readiness score corresponds to the average availability (%) of the tracer items of the four domains (« Staff and training », « Equipment », « Diagnostic capacity » and « Medicines and commodities »).

** Only includes hospitals and health facilities offering caesarean section.

Key results

- Nine out of ten facilities offered child preventative and curative care (93%) and family planning services (92%)
- Basic obstetric care was provided by half of the facilities (53%)
- The shortage of trained staff and guidelines was higher than of medicines and other equipment. The situation was however reverse for comprehensive obstetric care.

Maternal, newborn, child, and adolescent health (MNCAH)

DATA TABLE

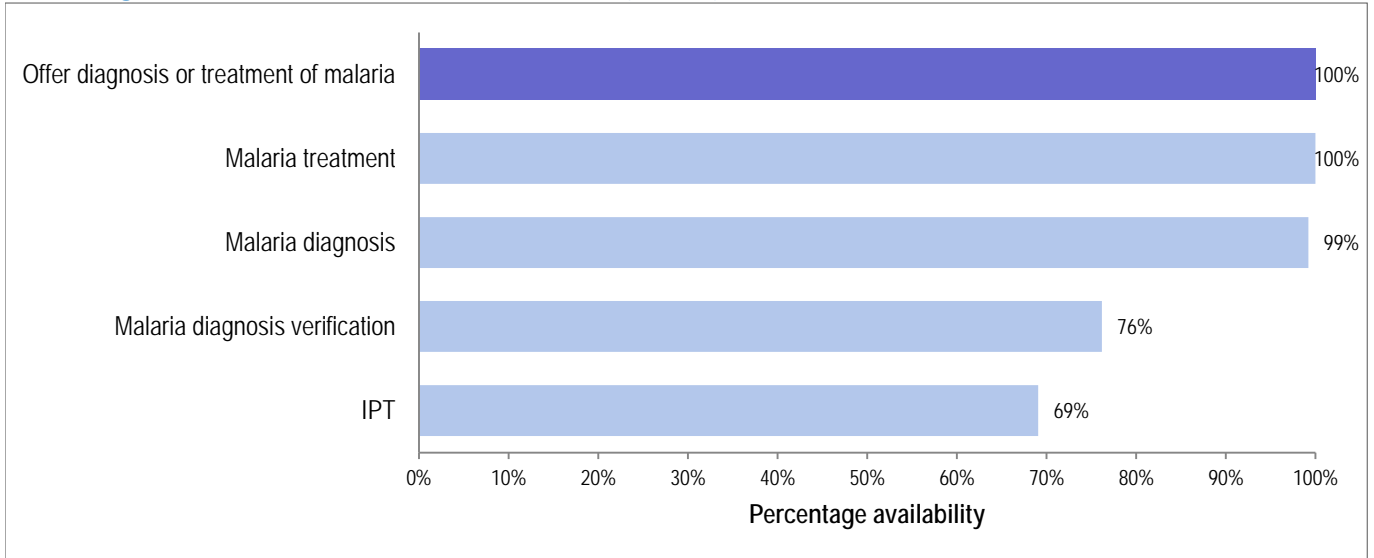
	Staff and Guidelines	Equipment	Diagnostics	Medicines and Commodities	Overall Readiness
Routine child immunization (N=175)	48%	93%		80%	80%
Family planning (N=191)	47%	86%		87%	74%
Basic obstetric care (N=126)	38%	59%		86%	66%
Antenatal care (N=156)	48%	90%	40%	79%	63%
Child preventative and curative care (N=197)	38%	71%	54%	61%	58%
Adolescent health services (N=125)	37%			84%	47%
Comprehensive obstetric care** (N=39)	70%	29%	40%	25%	47%

Malaria service availability

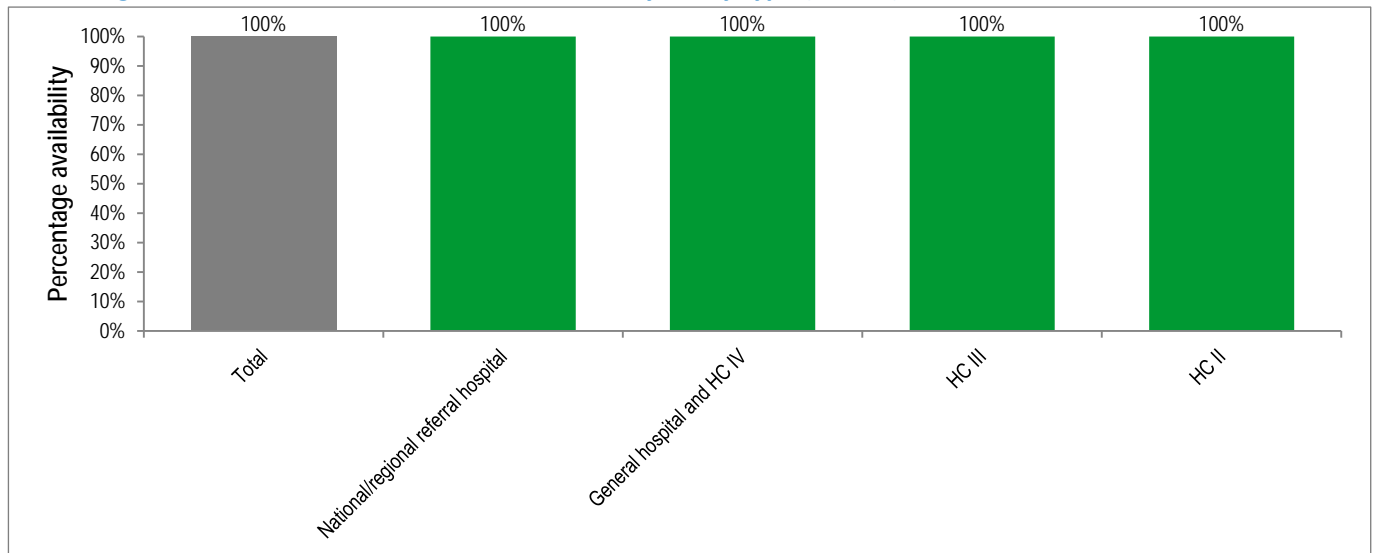
Types of services offered

- Malaria diagnosis or treatment
 - Malaria diagnosis
- Malaria diagnosis verification
 - Malaria treatment
 - IPT

Percentage of facilities that offer malaria services (N=209)



Percentage of facilities that offer malaria services, by facility type (N=209)



Key results

- All the facilities participating in the survey provided malaria diagnosis or treatment services.
- Seven in ten facilities offered IPTp services (69%)
- A similar proportion of facilities systematically provided laboratory confirmation of clinical malaria diagnoses (76%).

Malaria service availability

DATA TABLES

Percentage of facilities that offer malaria services (N=209)

	% of facilities offering service
Offer diagnosis or treatment of malaria	100%
Malaria treatment	100%
Malaria diagnosis	99%
Malaria diagnosis verification	76%
IPT	69%

Percentage of facilities that offer malaria services, by facility type and managing authority (N=209)

	S15 Offer diagnosis or treatment of malaria
Total	100%
Facility type	
National/regional referral hospital	100%
General hospital and HC IV	100%
HC III	100%
HC II	100%
Managing authority	
Public	100%
Private	100%
Urban/Rural	
Urban	100%
Rural	100%

Malaria service readiness

Tracer items required for service delivery

Trained staff and guidelines

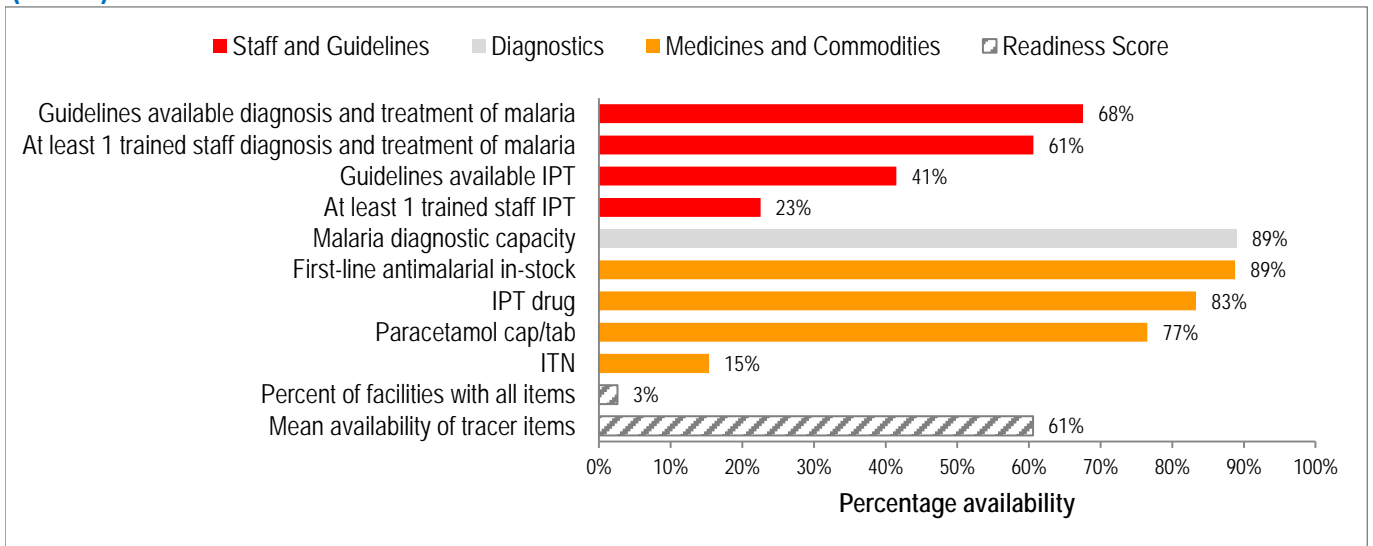
- Guidelines for diagnosis and treatment of malaria

- Guidelines for IPT
- Staff trained in malaria diagnosis and treatment
- Staff trained in IPT

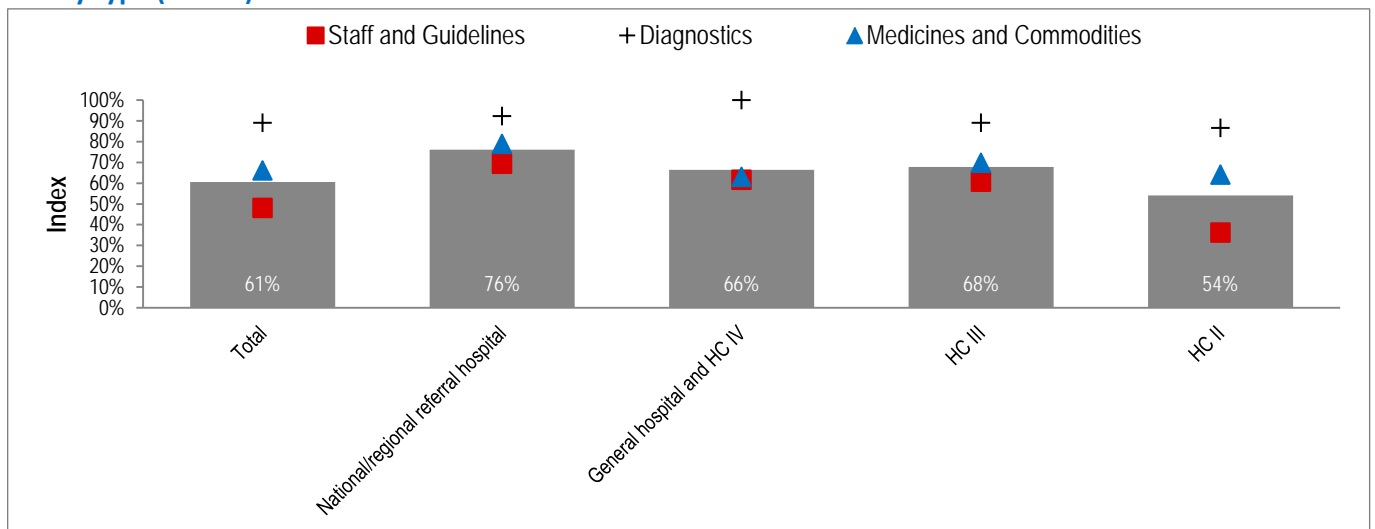
Diagnostics

- Malaria diagnostic capacity
- #### Medicines and commodities
- First-line antimalarial in stock
 - Paracetamol cap/tab
 - IPT drug
 - ITN

Percentage of facilities that have tracer items for malaria services among facilities that provide this service (N=209)



Percentage of facilities that have tracer items for malaria services among facilities that provide this service, by facility type (N=209)



Key results

- Nine in ten facilities had laboratory diagnostic capacity for malaria, either through microscopy or RDTs (89%)
- Nine in ten facilities had first-line antimalarial in-stock and non-expired on the day of the assessment (89%), while eight in ten facilities had IPT drug (83%)
- Malaria programme guidelines were available in 7 in 10 facilities (68%), while 4 in 10 facilities had IPTp guidelines (41%)
- One in four of the facilities had staff trained in IPTp in the preceding two years (23%)
- Three per cent of facilities had all nine tracer items. On average facilities had between five and six of the nine items (61%).

Malaria service readiness

DATA TABLES

Percentage of facilities that have tracer items for malaria services among facilities that provide this service, by domain (N=209)

	Staff and Guidelines	Equipment	Diagnostics	Medicines and Commodities	Readiness Score
Guidelines available diagnosis and treatment of malaria	68%				
At least 1 trained staff diagnosis and treatment of malaria	61%				
Guidelines available IPT	41%				
At least 1 trained staff IPT	23%				
Malaria diagnostic capacity			89%		
First-line antimalarial in-stock				89%	
IPT drug				83%	
Paracetamol cap/tab				77%	
ITN				15%	
Percent of facilities with all items					3%
Mean availability of tracer items					61%

Mean availability of malaria tracer items by domain among facilities that provide this service, by facility type and managing authority (N=209)

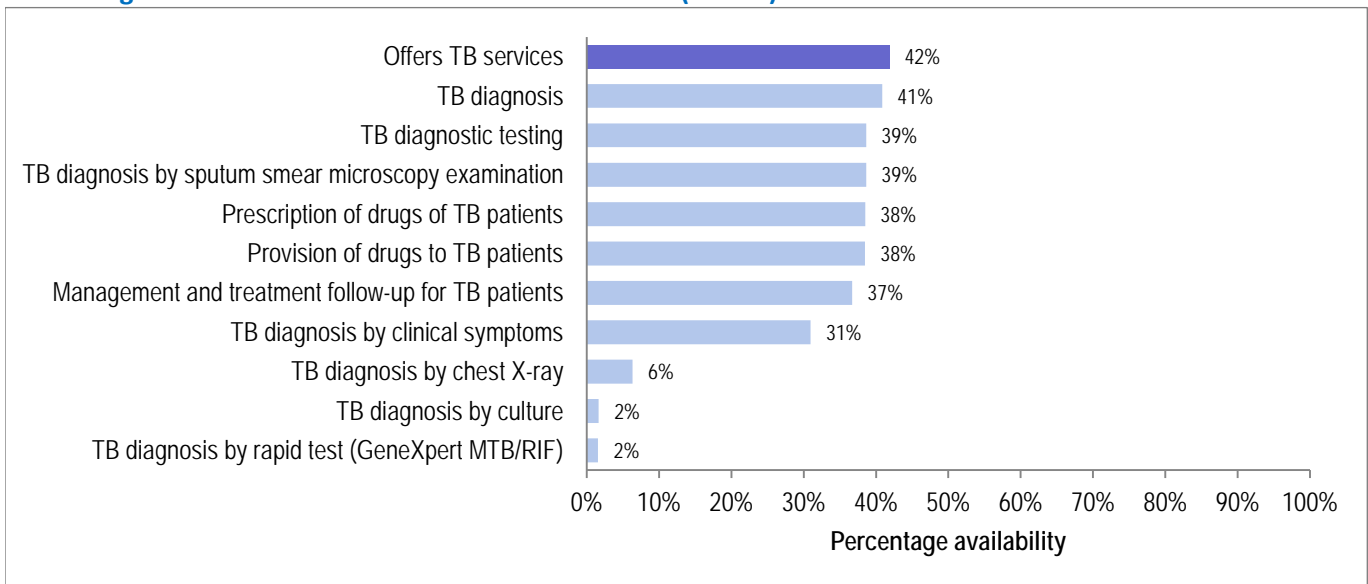
	DO26 Staff and Guidelines	DO27 Diagnostics	DO28 Medicines and Commodities	IN12 Readiness Score
Total	48%	89%	66%	61%
Facility type				
National/regional referral hospital	69%	92%	79%	76%
General hospital and HC IV	62%	100%	63%	66%
HC III	61%	89%	70%	68%
HC II	36%	87%	64%	54%
Managing authority				
Public	54%	93%	66%	64%
Private	38%	83%	66%	55%
Urban/Rural				
Urban	44%	84%	64%	58%
Rural	51%	93%	67%	63%

Tuberculosis service availability

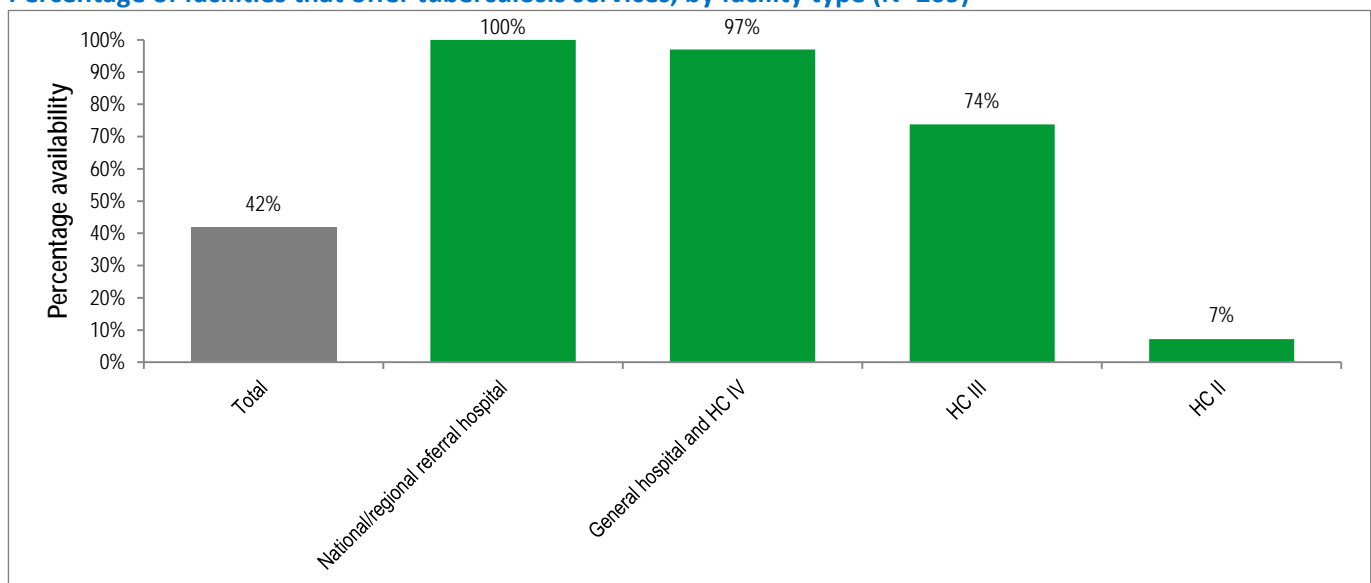
Types of services offered

- TB services
- TB diagnosis
- TB diagnostic testing
- TB diagnosis by clinical symptoms
- TB diagnosis by sputum smear microscopy examination
- TB diagnosis by culture
- TB diagnosis by rapid test (GeneXpert MTB/RIF)
- TB diagnosis by chest X-ray
- Prescription of drugs of TB patients
- Provision of drugs to TB patients
- Management and treatment follow-up for TB patients

Percentage of facilities that offer tuberculosis services (N=209)



Percentage of facilities that offer tuberculosis services, by facility type (N=209)



Key results

- Four in ten health facilities in Uganda offered tuberculosis services (42%).

Tuberculosis service availability

DATA TABLES

Percentage of facilities that offer tuberculosis services (N=209)

	% of facilities offering service
Offers TB services	42%
TB diagnosis	41%
TB diagnostic testing	39%
TB diagnosis by sputum smear microscopy examination	39%
Prescription of drugs of TB patients	38%
Provision of drugs to TB patients	38%
Management and treatment follow-up for TB patients	37%
TB diagnosis by clinical symptoms	31%
TB diagnosis by chest X-ray	6%
TB diagnosis by culture	2%
TB diagnosis by rapid test (GeneXpert MTB/RIF)	2%

Percentage of facilities that offer tuberculosis services, by facility type and managing authority (N=209)

	S16
	Offers TB services
Total	42%
Facility type	
National/regional referral hospital	100%
General hospital and HC IV	97%
HC III	74%
HC II	7%
Managing authority	
Public	49%
Private	30%
Urban/Rural	
Urban	41%
Rural	42%

Tuberculosis service readiness

Tracer items required for service delivery

Trained staff and guidelines

- Guidelines for diagnosis and treatment of TB
- Guidelines for management of HIV & TB co-infection
- Guidelines related to MDR-TB treatment
- Guidelines for TB infection control

- Staff trained in TB diagnosis and treatment
- Staff trained in management of HIV & TB co-infection
- Staff trained in client MDR-TB treatment or identification of need for referral
- Staff trained in TB infection control

Diagnostics

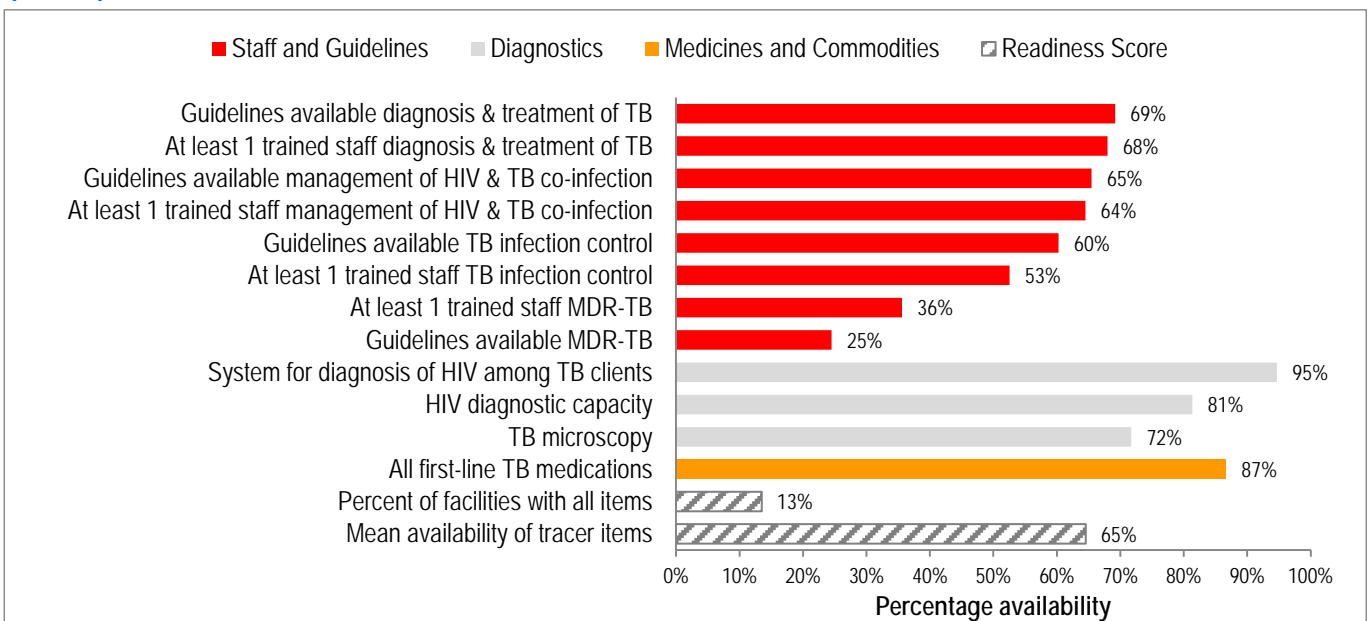
- TB microscopy
- HIV diagnostic capacity

- System for diagnosis of HIV among TB clients

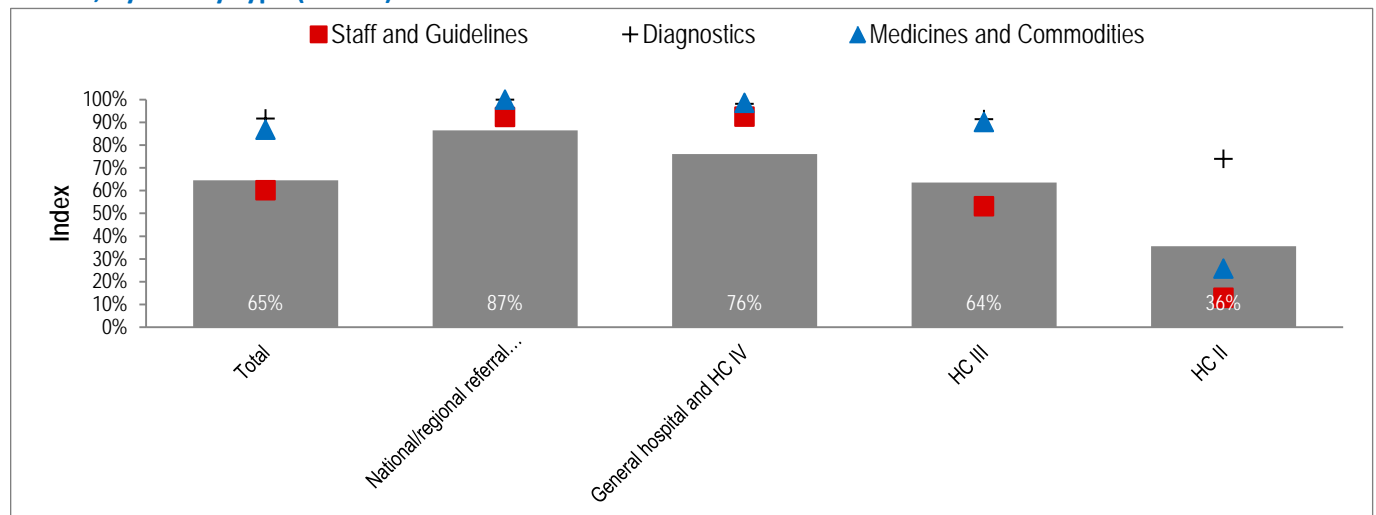
Medicines and commodities

- First-line TB medications

Percentage of facilities that have tracer items for tuberculosis services among facilities that provide this service (N=103)



Percentage of facilities that have tracer items for tuberculosis services among facilities that provide this service, by facility type (N=103)



Tuberculosis service readiness

Key results

- Nine out of ten facilities that offering TB services had all the first line TB medications (87%)
- Almost all the facilities had a system for diagnosis of HIV among TB patients (95%)
- Seven out of ten facilities that offer TB services have at least one staff member trained the last two years in diagnosing and treating TB (68%)
- One in 8 facilities (13%) had all 12 tracer items. On average the facilities had eight out of the twelve selected tracer items (65%).

Tuberculosis service readiness

DATA TABLES

Percentage of facilities that have tracer items for tuberculosis services among facilities that provide this service, by domain (N=103)

	Staff and Guidelines	Equipment	Diagnostics	Medicines and Commodities	Readiness Score
Guidelines available diagnosis & treatment of TB	69%				
At least 1 trained staff diagnosis & treatment of TB	68%				
Guidelines available management of HIV & TB co-infection	65%				
At least 1 trained staff management of HIV & TB co-infection	64%				
Guidelines available TB infection control	60%				
At least 1 trained staff TB infection control	53%				
At least 1 trained staff MDR-TB	36%				
Guidelines available MDR-TB	25%				
System for diagnosis of HIV among TB clients			95%		
HIV diagnostic capacity			81%		
TB microscopy			72%		
All first-line TB medications				87%	
Percent of facilities with all items					13%
Mean availability of tracer items					65%

Mean availability of tuberculosis tracer items by domain among facilities that provide this service, by facility type and managing authority (N=103)

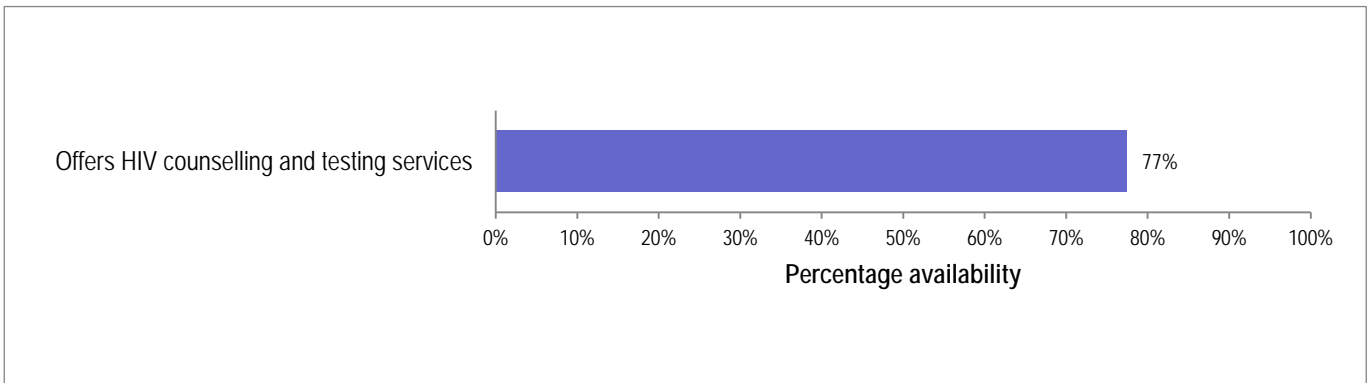
	DO29 Staff and Guidelines	DO30 Diagnostics	DO31 Medicines and Commodities	IN13 Readiness Score
Total	60%	92%	87%	65%
Facility type				
National/regional referral hospital	92%	100%	100%	87%
General hospital and HC IV	92%	98%	99%	76%
HC III	53%	91%	90%	64%
HC II	13%	74%	26%	36%
Managing authority				
Public	67%	92%	96%	69%
Private	42%	90%	63%	53%
Urban/Rural				
Urban	70%	91%	92%	71%
Rural	53%	92%	83%	60%

HIV counselling and testing service availability

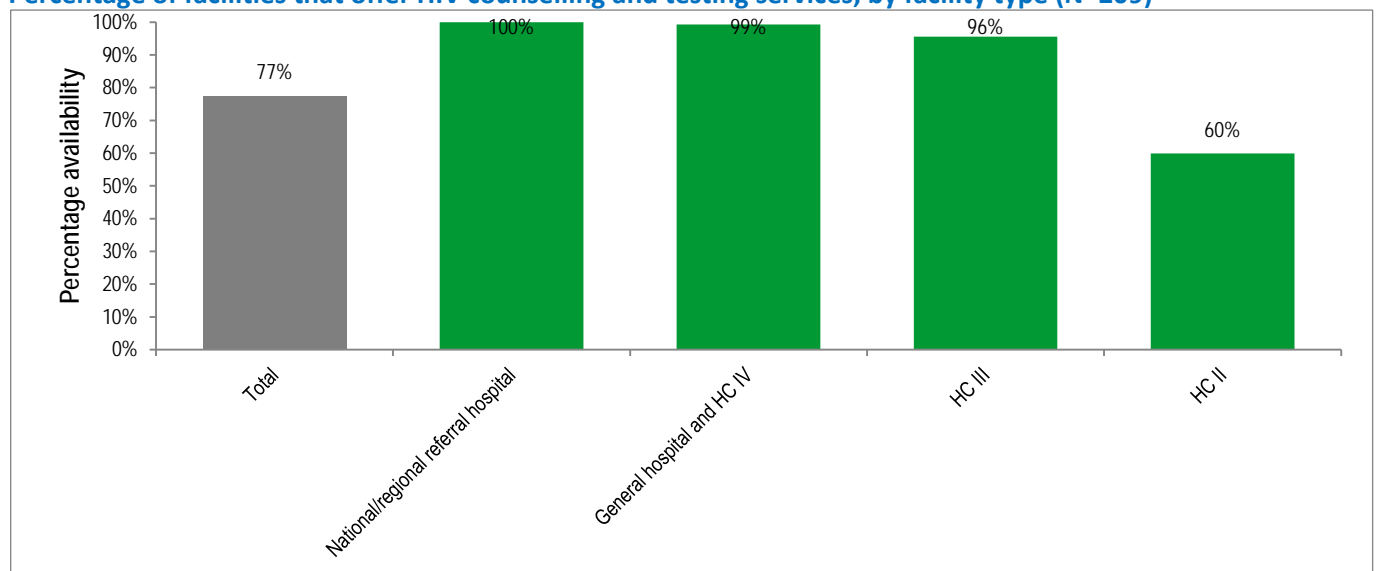
Types of services offered

- HIV counselling and testing

Percentage of facilities that offer HIV counselling and testing services (N=209)



Percentage of facilities that offer HIV counselling and testing services, by facility type (N=209)



Key results

- Three quarters of health facilities provided HIV testing and counselling services (77%).

HIV counselling and testing service availability

DATA TABLES

Percentage of facilities that offer HIV counselling and testing services (N=209)

	Total
Offers HIV counselling and testing services	77%

Percentage of facilities that offer HIV counselling and testing services, by facility type and managing authority

	S17 Offers HIV counselling and testing services
Total	77%
Facility type	
National/regional referral hospital	100%
General hospital and HC IV	99%
HC III	96%
HC II	60%
Managing authority	
Public	74%
Private	82%
Urban/Rural	
Urban	81%
Rural	75%

HIV counselling and testing service readiness

Tracer items required for service delivery

Trained staff and guidelines

- Guidelines on HIV counselling and testing
- Staff trained in HIV counselling and testing

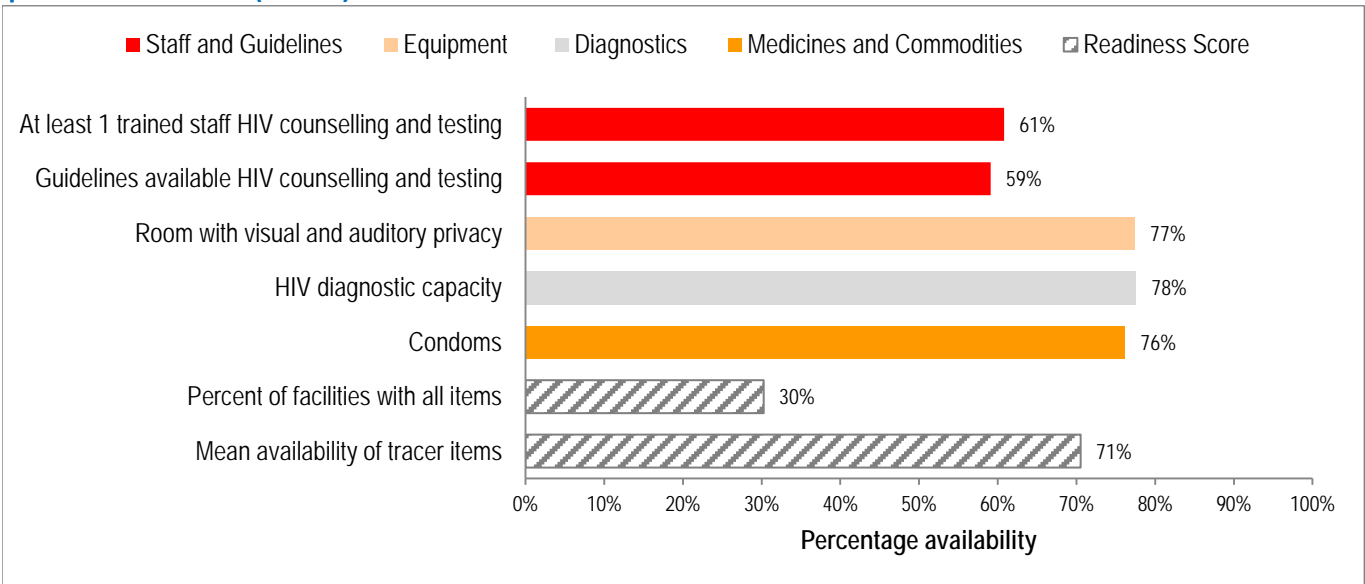
Equipment

- Visual and auditory privacy

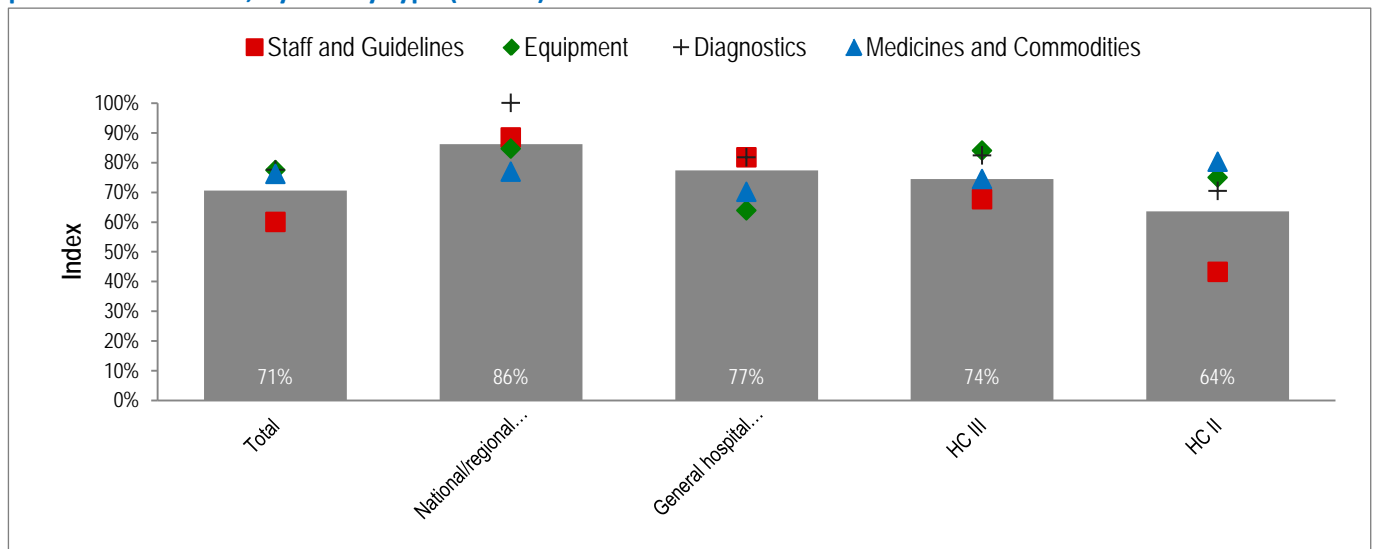
Diagnostics

- HIV diagnostic capacity

Percentage of facilities that have tracer items for HIV counselling and testing services among facilities that provide this service (N=165)



Percentage of facilities that have tracer items for HIV counselling and testing services among facilities that provide this service, by facility type (N=165)



Key results

- Three quarters of facilities offering HIV counselling and testing services had condoms in stock on the day of the assessment (76%)
- Eight in ten facilities were able to conduct and HIV test (RDT or ELISA) on-site (78%)
- Three out of ten facilities had all five tracer items (30%). On average the facilities reported to have between 3 and 4 of the five tracer items (71%).

HIV counselling and testing service readiness

DATA TABLES

Percentage of facilities that have tracer items for HIV counselling and testing services among facilities that provide this service (N=165)

	Staff and Guidelines	Equipment	Diagnostics	Medicines and Commodities	Readiness Score
At least 1 trained staff HIV counselling and testing	61%				
Guidelines available HIV counselling and testing	59%				
Room with visual and auditory privacy		77%			
HIV diagnostic capacity			78%		
Condoms				76%	
Percent of facilities with all items					30%
Mean availability of tracer items					71%

Percentage of facilities that have tracer items for HIV counselling and testing services among facilities that provide this service, by facility type and managing authority (N=165)

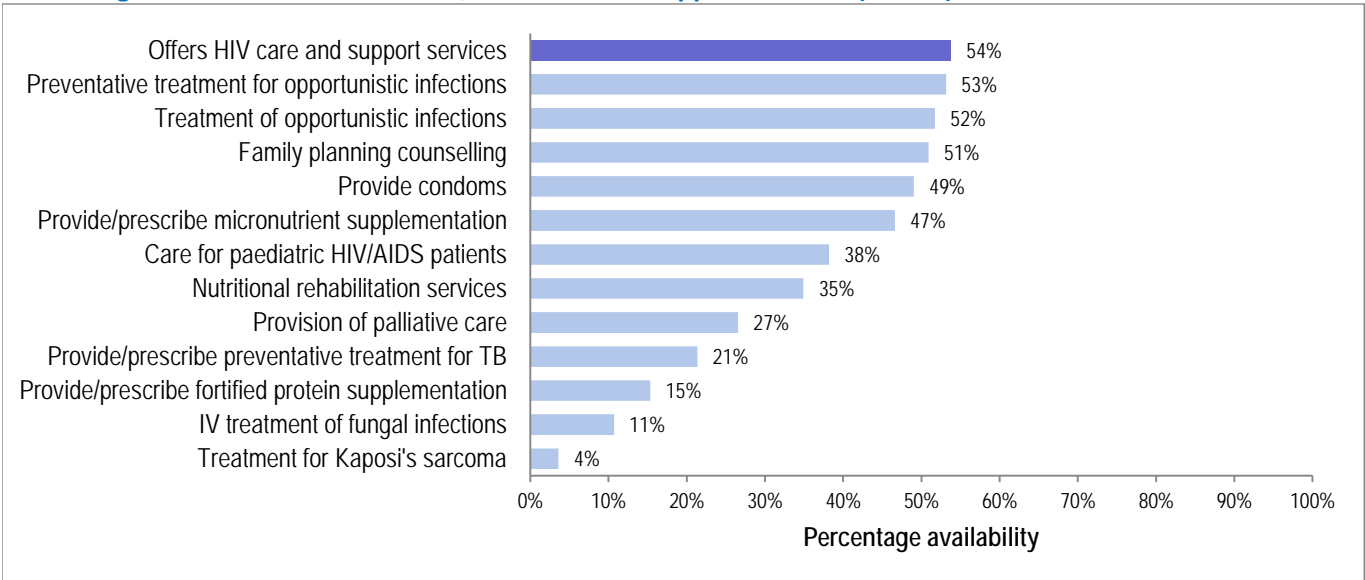
	DO32 Staff and Guidelines	DO33 Equipment	DO34 Diagnostics	DO35 Medicines and Commodities	IN14 Readiness Score
Total	60%	77%	78%	76%	71%
Facility type					
National/regional referral hospital	88%	85%	100%	77%	86%
General hospital and HC IV	82%	64%	82%	70%	77%
HC III	68%	84%	82%	74%	74%
HC II	43%	75%	70%	80%	64%
Managing authority					
Public	62%	74%	72%	82%	71%
Private	57%	82%	86%	67%	70%
Urban/Rural					
Urban	61%	80%	82%	76%	71%
Rural	59%	75%	74%	77%	70%

HIV/AIDS care and support service availability

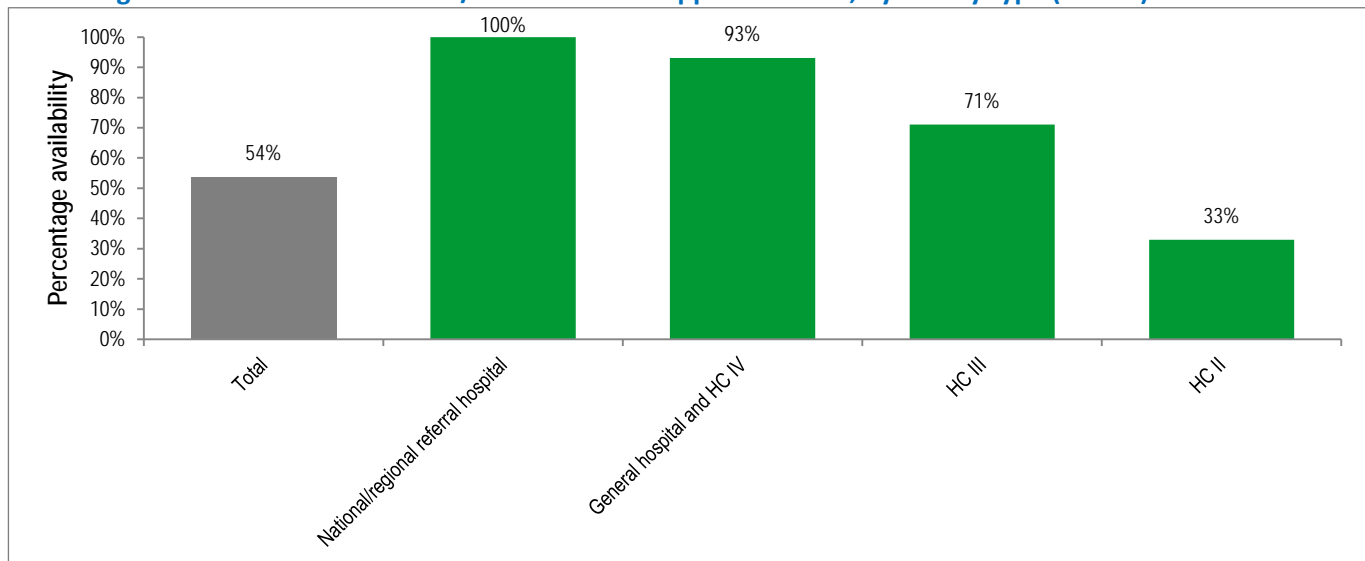
Types of services offered

- HIV/AIDS care and support services
- Treatment of opportunistic infections
- Provision of palliative care
- Intravenous treatment of fungal infections
- Treatment for Kaposi's sarcoma
- Nutritional rehabilitation services
- Prescribe/provide fortified protein supplementation
- Care for paediatric HIV/AIDS patients
- Provide/prescribe preventative treatment for TB
- Primary preventative treatment for opportunistic infections
- Provide/prescribe micronutrient supplementation
- Family planning counselling
- Provide condoms

Percentage of facilities that offer HIV/AIDS care and support services (N=209)



Percentage of facilities that offer HIV/AIDS care and support services, by facility type (N=209)



Key results

- Half of the facilities reported to offer HIV/AIDS care and support services (54%).

HIV/AIDS care and support service availability

DATA TABLES

Percentage of facilities that offer HIV/AIDS care and support services (N=209)

	Total
Offers HIV care and support services	54%
Preventative treatment for opportunistic infections	53%
Treatment of opportunistic infections	52%
Family planning counselling	51%
Provide condoms	49%
Provide/prescribe micronutrient supplementation	47%
Care for paediatric HIV/AIDS patients	38%
Nutritional rehabilitation services	35%
Provision of palliative care	27%
Provide/prescribe preventative treatment for TB	21%
Provide/prescribe fortified protein supplementation	15%
IV treatment of fungal infections	11%
Treatment for Kaposi's sarcoma	4%

Percentage of facilities that offer HIV/AIDS care and support services, by facility type and managing authority (N=209)

	S18 Offers HIV care and support services
Total	54%
Facility type	
National/regional referral hospital	100%
General hospital and HC IV	93%
HC III	71%
HC II	33%
Managing authority	
Public	66%
Private	34%
Urban/Rural	
Urban	44%
Rural	61%

HIV/AIDS care and support service readiness

Tracer items required for service delivery

Trained staff and guidelines

- Guidelines for clinical management of HIV & AIDS
- Guidelines for palliative care
- Staff trained in clinical management of HIV & AIDS

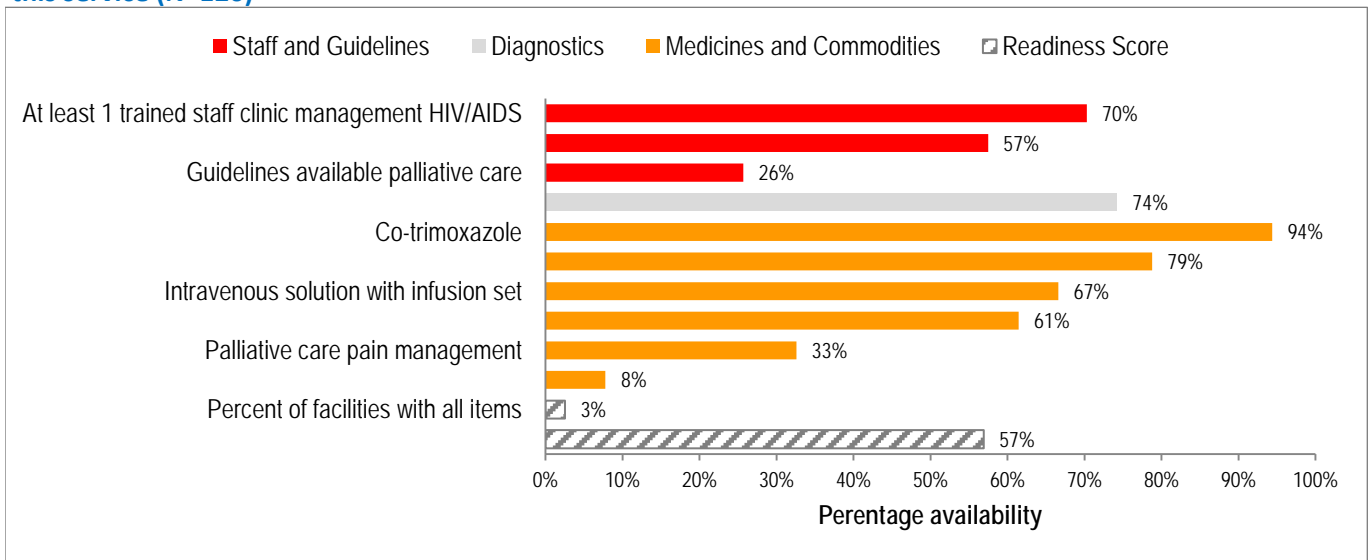
Diagnostics

- System for diagnosis of TB among HIV + clients

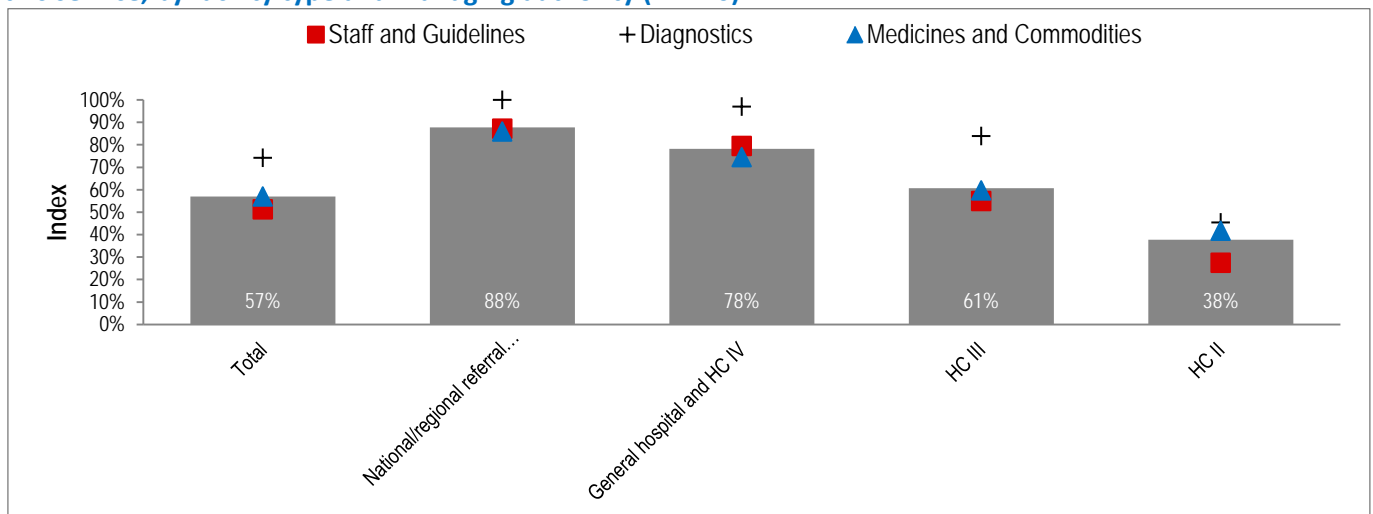
Medicines and commodities

- Intravenous solution with infusion set
- IV treatment fungal infections
- Co-trimoxazole
- First-line TB treatment medications
- Palliative care pain management
- Condoms

Percentage of facilities that have tracer items for HIV care and support services among facilities that provide this service (N=126)



Percentage of facilities that have tracer items for HIV care and support services among facilities that provide this service, by facility type and managing authority (N=126)



Key results

- Nine out of ten facilities had valid co-trimoxazole in stock (94%)
- Seven out of ten facilities had at least one staff member trained in clinical management of HIV/AIDS the last two years (70%)
- Only three per cent of the facilities had all tracer items. On average, the facilities reported to have six of the ten tracer items (57%).

HIV/AIDS care and support service readiness

DATA TABLES

Percentage of facilities that have tracer items for HIV care and support services among facilities that provide this service (N=126)

	Staff and Guidelines	Equipment	Diagnostics	Medicines and Commodities	Readiness Score
At least 1 trained staff clinic management HIV/AIDS	70%				
Guidelines available clinical management HIV/AIDS	57%				
Guidelines available palliative care	26%				
System for diagnosis of TB among HIV+ clients			74%		
Co-trimoxazole				94%	
Condoms				79%	
Intravenous solution with infusion set				67%	
All first line TB medications				61%	
Palliative care pain management				33%	
IV treatment fungal infection				8%	
Percent of facilities with all items					3%
Mean availability of tracer items					57%

Percentage of facilities that have tracer items for HIV care and support services among facilities that provide this service, by facility type and managing authority (N=126)

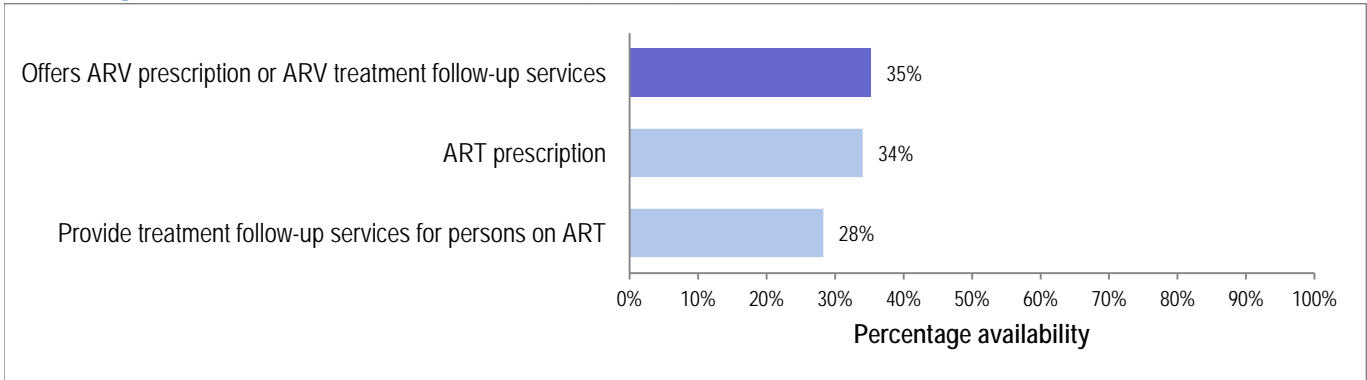
	DO36	DO37	DO38	IN15
	Staff and Guidelines	Diagnostics	Medicines and Commodities	Readiness Score
Total	51%	74%	57%	57%
Facility type				
National/regional referral hospital	87%	100%	86%	88%
General hospital and HC IV	79%	97%	74%	78%
HC III	55%	84%	60%	61%
HC II	27%	45%	42%	38%
Managing authority				
Public	50%	75%	55%	55%
Private	56%	71%	63%	62%
Urban/Rural				
Urban	56%	83%	66%	65%
Rural	48%	69%	52%	53%

HIV/AIDS antiretroviral (ARV) service availability

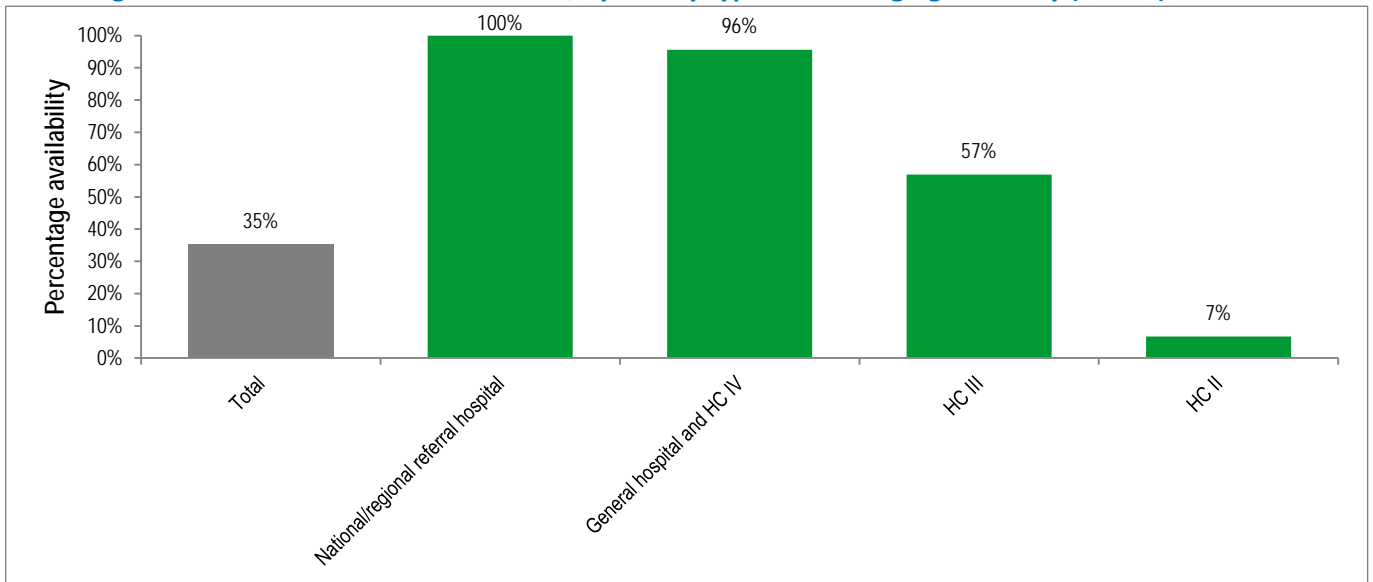
Types of services offered

- ARV prescription or ARV treatment follow-up services
- Antiretroviral prescription
- Treatment follow-up services for persons on ART

Percentage of facilities that offer ARV services (N=209)



Percentage of facilities that offer ARV services, by facility type and managing authority (N=209)



Key results

- One out of three health facilities offered ARV prescription or ARV treatment follow-up services (35%).

HIV/AIDS antiretroviral (ARV) service availability

DATA TABLES

Percentage of facilities that offer HIV/AIDS care and support services (N=209)

	Total
Offers ARV prescription or ARV treatment follow-up services	35%
ART prescription	34%
Provide treatment follow-up services for persons on ART	28%

Percentage of facilities that offer ARV services, by district (N=209)

	S19
	Offers ARV prescription or ARV treatment follow-up services
Total	35%
Facility type	
National/regional referral hospital	100%
General hospital and HC IV	96%
HC III	57%
HC II	7%
Managing authority	
Public	45%
Private	19%
Urban/Rural	
Urban	32%
Rural	38%

HIV/AIDS antiretroviral (ARV) service readiness

Tracer items required for service delivery

- CD4 or Viral load
- Renal function test
- Liver function test

Trained staff and guidelines

- Guidelines for antiretroviral therapy
- Staff trained in ART prescription and management†

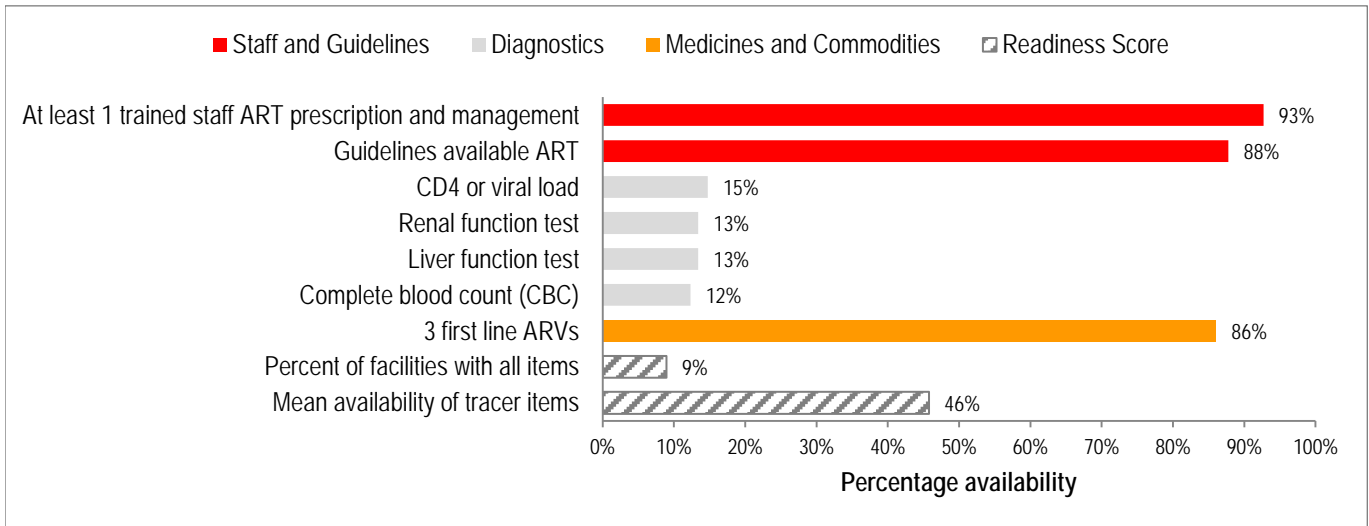
Medicines and commodities

- Three first-line antiretrovirals

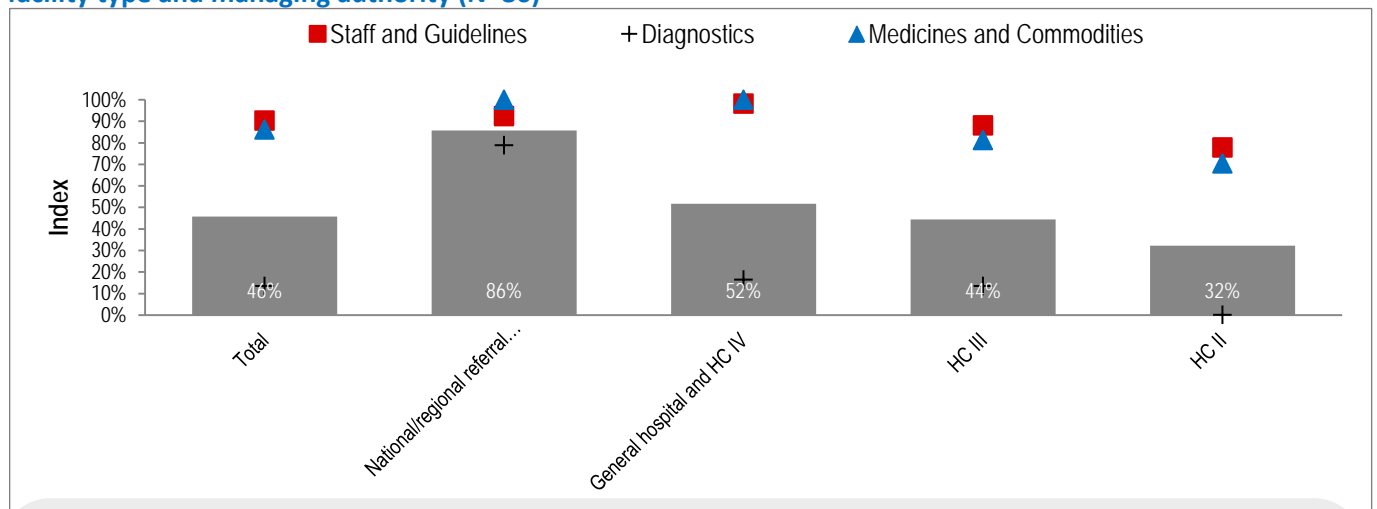
Diagnostics

- Complete blood count (CBC)

Percentage of facilities that have tracer items for ARV services among facilities that provide this service (N=86)



Percentage of facilities that have tracer items for ARV services among facilities that provide this service, by facility type and managing authority (N=86)



Key results

- Almost nine out of ten facilities reported to offer ARV service had three first line ARVs (86%)
- Only around one in eight facilities that offer ARV service reported to have the tracer items on diagnostics (between 12% and 15% on the different items)
- Nine out of ten facilities had at least one staff member trained in ARV prescription and management the last two years (93%)
- One out of ten facilities had all tracer items (9%). On average the facilities that offered ARV services had three of the seven tracer items (46%).

HIV/AIDS antiretroviral (ARV) service readiness

DATA TABLES

Percentage of facilities that have tracer items for ARV services among facilities that provide this service (N=86)

	Staff and Guidelines	Equipment	Diagnostics	Medicines and Commodities	Readiness Score
At least 1 trained staff ART prescription and management	93%				
Guidelines available ART	88%				
CD4 or viral load			15%		
Renal function test			13%		
Liver function test			13%		
Complete blood count (CBC)			12%		
3 first line ARVs				86%	
Percent of facilities with all items					9%
Mean availability of tracer items					46%

Percentage of facilities that have tracer items for ARV services among facilities that provide this service, by district (N=86)

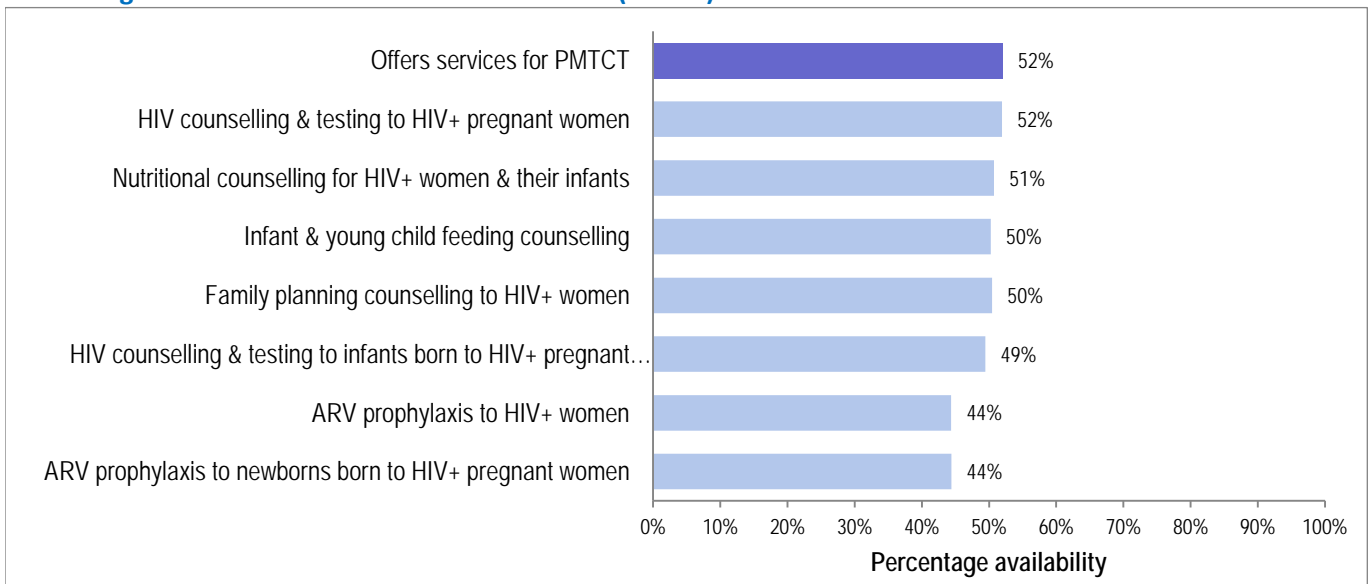
	DO39 Staff and Guidelines	DO40 Diagnostics	DO41 Medicines and Commodities	IN16 Readiness Score
Total	90%	13%	86%	46%
Facility type				
National/regional referral hospital	92%	79%	100%	86%
General hospital and HC IV	98%	16%	100%	52%
HC III	88%	13%	81%	44%
HC II	78%	0%	70%	32%
Managing authority				
Public	88%	12%	88%	45%
Private	99%	19%	79%	50%
Urban/Rural				
Urban	87%	32%	94%	57%
Rural	92%	2%	81%	39%

HIV/AIDS: PMTCT service availability

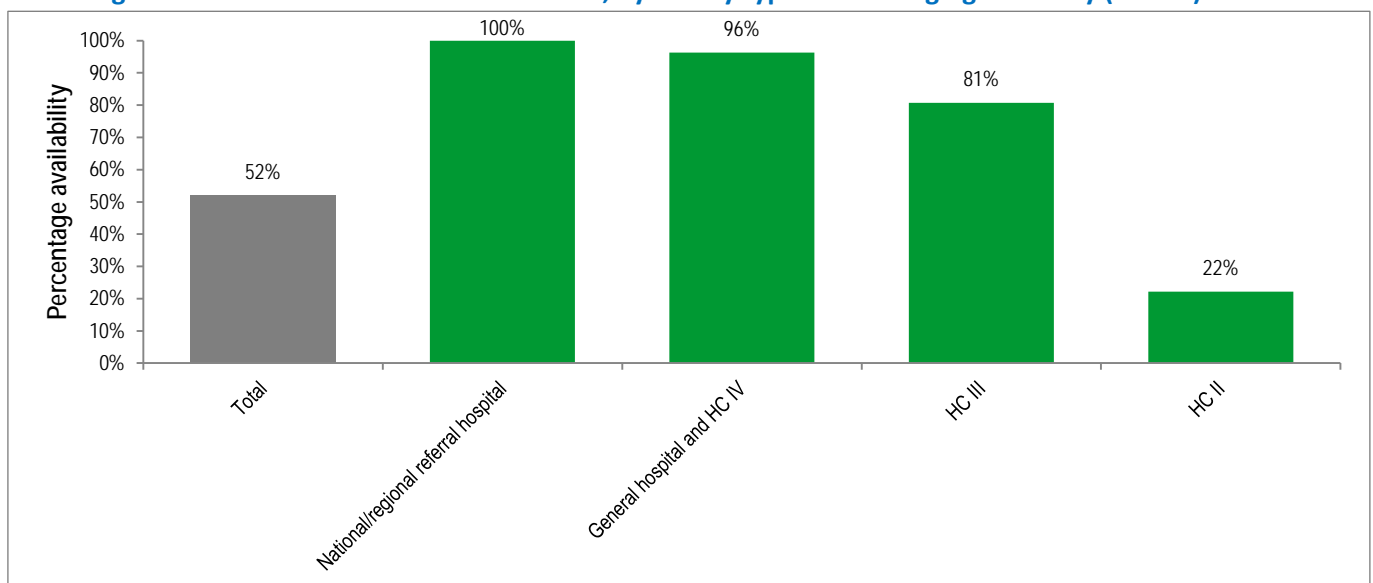
Types of services offered

- Preventing mother-to-child transmission (PMTCT) services
- Counselling and testing for HIV+ pregnant women
- Counselling and testing for infants born to HIV+ women
- ARV prophylaxis to HIV+ pregnant women
- ARV prophylaxis to infants born to HIV+ women
- Infant and young child feeding counselling
- Nutritional counselling for HIV+ women and their infants
- Family planning counselling to HIV+ women

Percentage of facilities that offer PMTCT services (N=209)



Percentage of facilities that offer PMTCT services, by facility type and managing authority (N=209)



Key results

- Half of the health facilities in Uganda offered PMTCT services. (52%)

HIV/AIDS: PMTCT service availability

DATA TABLES

Percentage of facilities that offer PMTCT services (N=209)

	Total
Offers services for PMTCT	52%
HIV counselling & testing to HIV+ pregnant women	52%
Nutritional counselling for HIV+ women & their infants	51%
Infant & young child feeding counselling	50%
Family planning counselling to HIV+ women	50%
HIV counselling & testing to infants born to HIV+ pregnant women	49%
ARV prophylaxis to HIV+ women	44%
ARV prophylaxis to newborns born to HIV+ pregnant women	44%

Percentage of facilities that offer PMTCT services, by facility type and managing authority (N=209)

	S20 Offers services for PMTCT
Total	52%
Facility type	
National/regional referral hospital	100%
General hospital and HC IV	96%
HC III	81%
HC II	22%
Managing authority	
Public	66%
Private	29%
Urban/Rural	
Urban	43%
Rural	59%

HIV/AIDS: PMTCT service readiness

Tracer items required for service delivery

Trained staff and guidelines

- Guidelines for PMTCT
- Guidelines for infant and young child feeding counselling
- Staff trained in PMTCT
- Staff trained in infant and young child feeding

Equipment

- Visual and auditory privacy

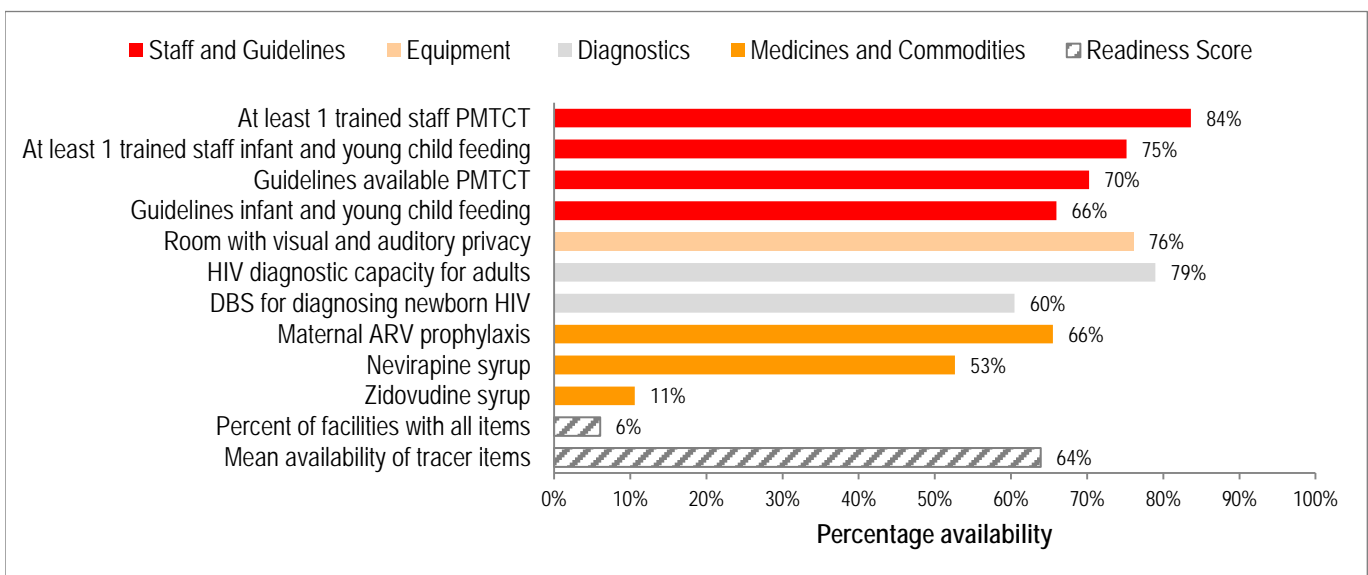
Diagnostics

- HIV diagnostic capacity for adults
- Dried blood spot (DBS) filter paper for diagnosing HIV in newborns

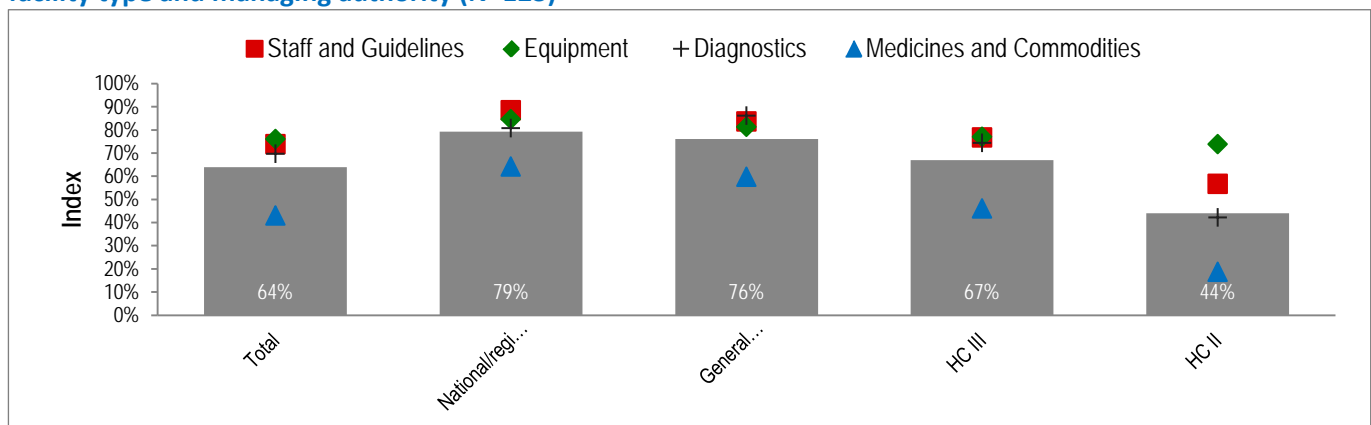
Medicines and commodities

- Zidovudine (AZT) syrup
- Nevirapine (NVP) syrup
- Maternal ARV prophylaxis

Percentage of facilities that have tracer items for PMTCT services among facilities that provide this service (N=123)



Percentage of facilities that have tracer items for PMTCT services among facilities that provide this service, by facility type and managing authority (N=123)



Key results

- Eight of ten facilities supplying PMTCT services reported to have HIV diagnostic capacity for adults (79%)
- Eight of ten facilities had at least one staff member trained in PMTCT (84%)
- Only one in seventeen facilities that offered PMTCT services had all 10 tracer items (6%)
- On average the facilities that offered PMCTC services had between six and seven of the ten tracer items (64%).

HIV/AIDS: PMTCT service readiness

HIV/AIDS: PMTCT service readiness

DATA TABLES

Percentage of facilities that have tracer items for PMTCT services among facilities that provide this service (N=123)

	Staff and Guidelines	Equipment	Diagnostics	Medicines and Commodities	Readiness Score
At least 1 trained staff PMTCT	84%				
At least 1 trained staff infant and young child feeding	75%				
Guidelines available PMTCT	70%				
Guidelines infant and young child feeding	66%				
Room with visual and auditory privacy		76%			
HIV diagnostic capacity for adults			79%		
DBS for diagnosing newborn HIV			60%		
Maternal ARV prophylaxis				66%	
Nevirapine syrup				53%	
Zidovudine syrup				11%	
Percent of facilities with all items					6%
Mean availability of tracer items					64%

Percentage of facilities that have tracer items for PMTCT services among facilities that provide this service, by facility type and managing authority (N=123)

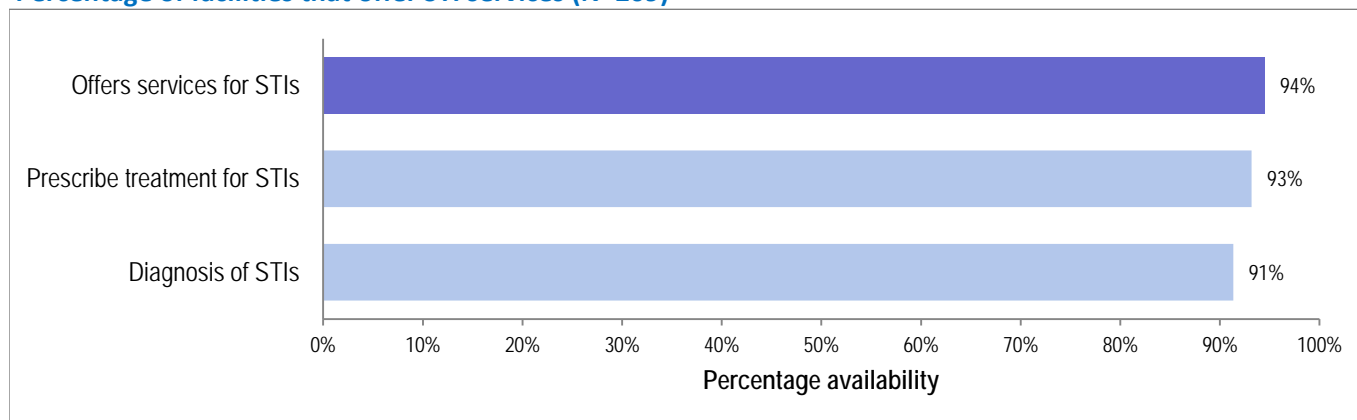
	DO42 Staff and Guidelines	DO43 Equipment	DO44 Diagnostics	DO45 Medicines and Commodities	IN17 Readiness Score
Total	74%	76%	70%	43%	64%
Facility type					
National/regional referral hospital	88%	85%	81%	64%	79%
General hospital and HC IV	84%	81%	86%	60%	76%
HC III	77%	77%	74%	46%	67%
HC II	57%	74%	42%	19%	44%
Managing authority					
Public	75%	75%	70%	45%	65%
Private	68%	81%	68%	34%	59%
Urban/Rural					
Urban	79%	71%	74%	49%	68%
Rural	71%	79%	67%	40%	62%

Sexually transmitted infections service availability

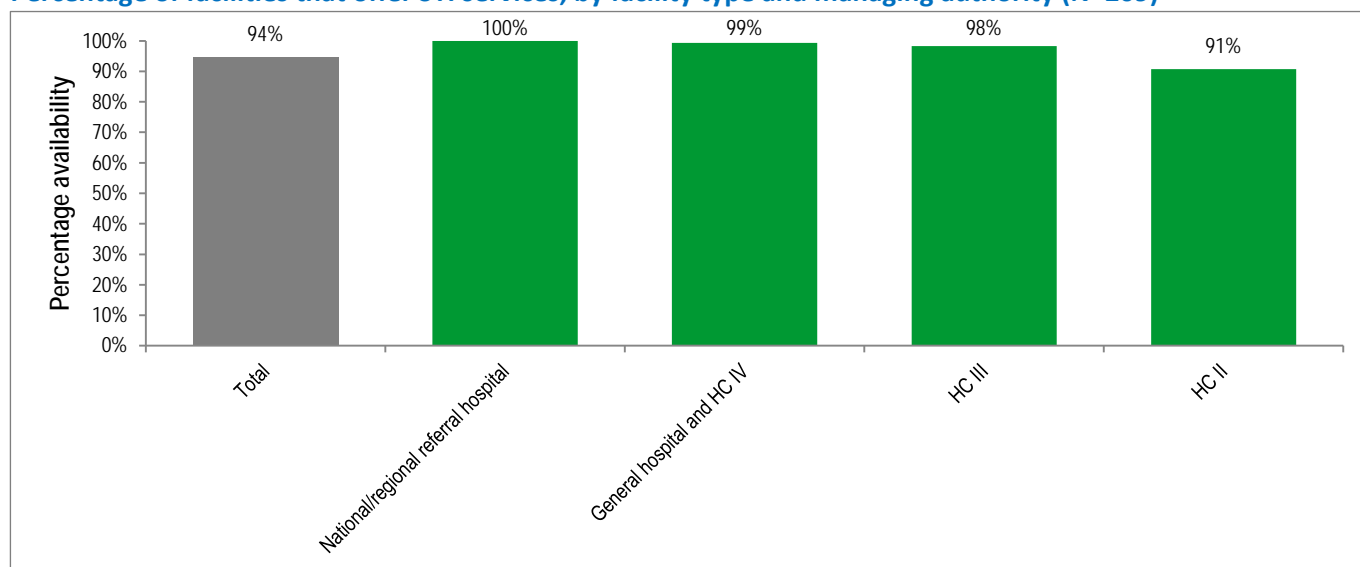
Types of services offered

- STI services
- STI diagnosis
- STI treatment

Percentage of facilities that offer STI services (N=209)



Percentage of facilities that offer STI services, by facility type and managing authority (N=209)



Key results

- Nine out of ten health facilities in Uganda offered diagnosis (91%) and prescribe treatment (93%) for sexually transmitted infections.

Sexually transmitted infections service availability

Percentage of facilities that offer STI services (N=209)

	Total
Offers services for STIs	94%
Prescribe treatment for STIs	93%
Diagnosis of STIs	91%

Percentage of facilities that offer STI services, by facility type and managing authority (N=209)

	S21
	Offers services for STIs
Total	94%
Facility type	
National/regional referral hospital	100%
General hospital and HC IV	99%
HC III	98%
HC II	91%
Managing authority	
Public	93%
Private	98%
Urban/Rural	
Urban	97%
Rural	93%

Sexually transmitted infections service readiness

Tracer items required for service delivery

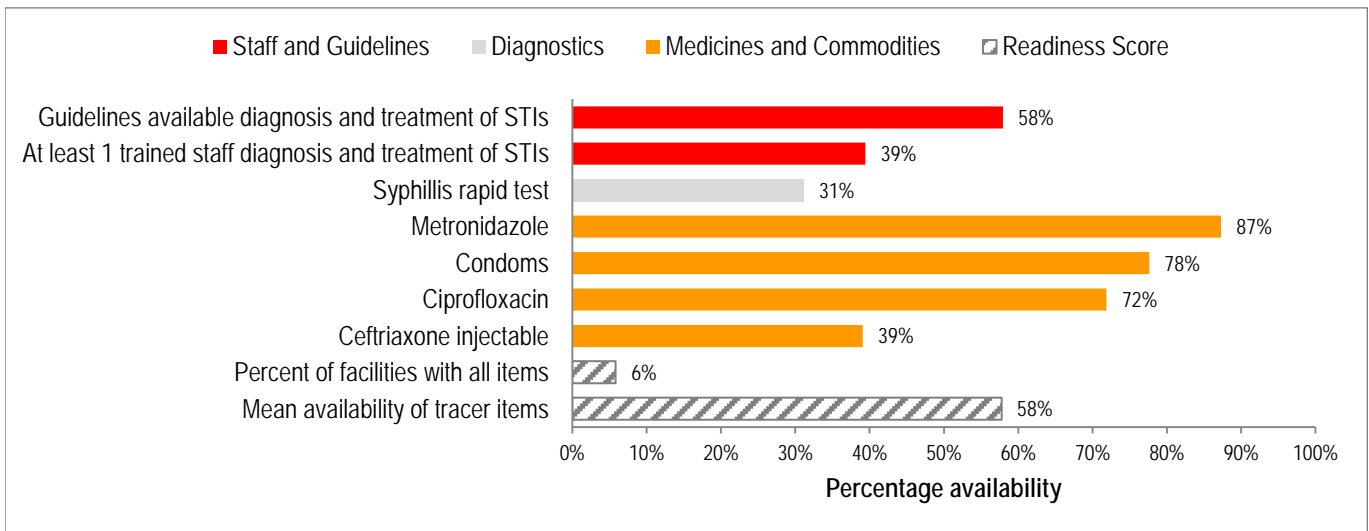
Trained staff and guidelines

- Guidelines for diagnosis and treatment of STIs
- Staff trained in STI diagnosis and treatment

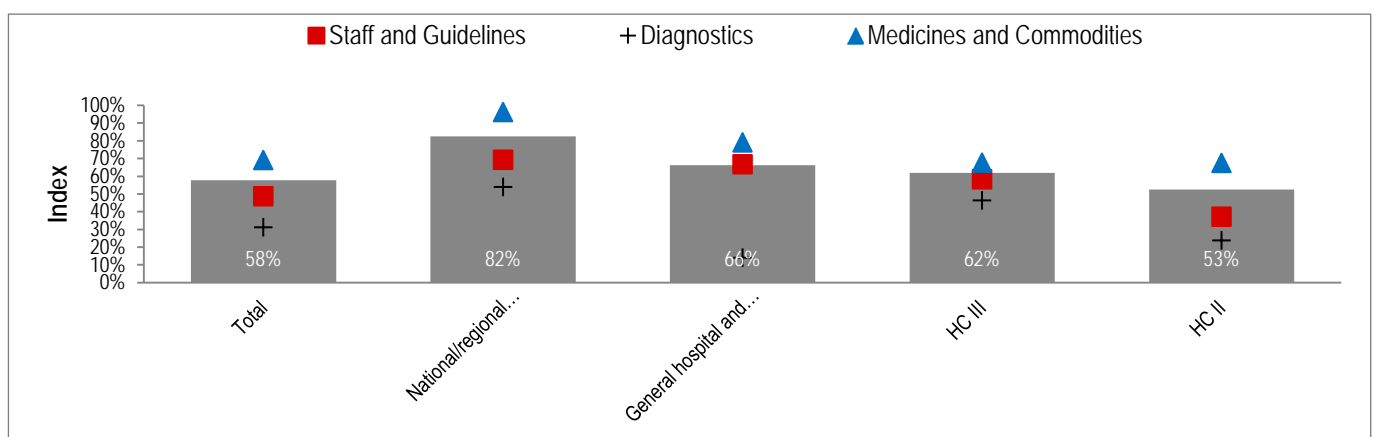
Diagnostics

- Syphilis rapid test
- Medicines and commodities**
- Condoms
- Metronidazole cap/tab
- Ciprofloxacin cap/tab
- Ceftriaxone injectable

Percentage of facilities that have tracer items for STI services among facilities that provide this service (N=197)



Percentage of facilities that have tracer items for STI services among facilities that provide this service, by facility type and managing authority (N=197)



Key results

- A third of facilities offering STI services could provide a syphilis rapid test on site (31%)
- Four out of ten of the facilities had at least one staff member trained in diagnoses and treatment of STIs the last two years (39%)
- Metronidazole was available in nine out of ten facilities providing STI services (87%)
- Only one in seventeen facilities that offered STI services had all seven tracer items (6%)
- On average the facilities that offered STI services had four of the seven tracer items (58%).

Sexually transmitted infections service readiness

DATA TABLES

Percentage of facilities that have tracer items for STI services among facilities that provide this service (N=197)

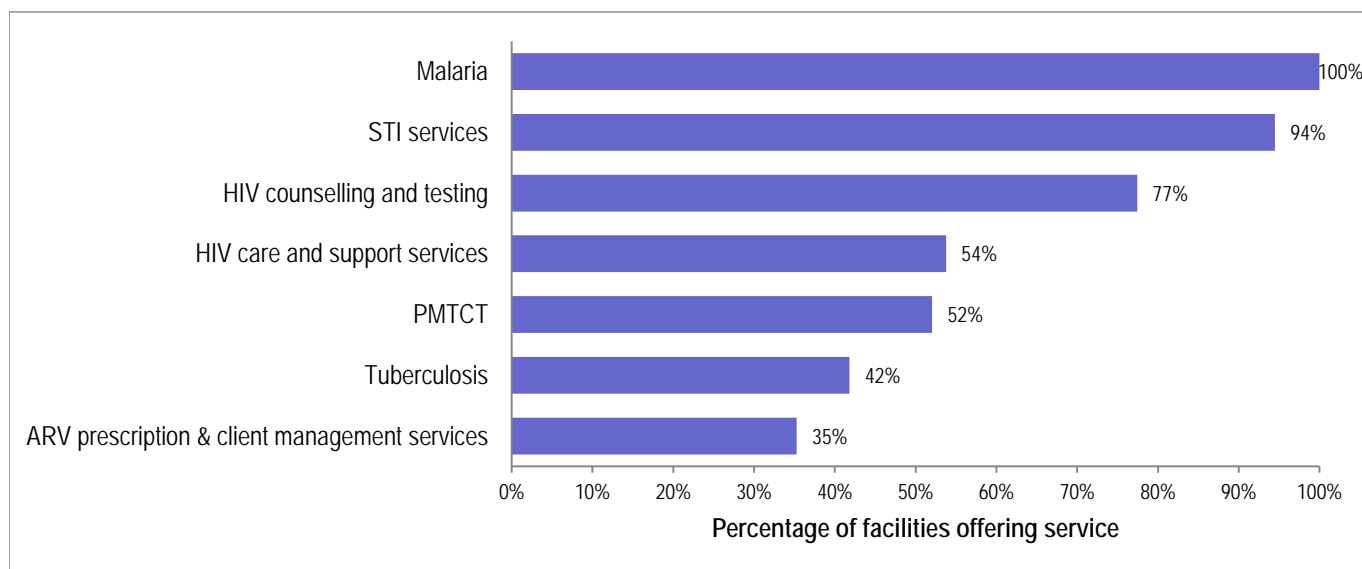
	Staff and Guidelines	Equipment	Diagnostics	Medicines and Commodities	Readiness Score
Guidelines available diagnosis and treatment of STIs	58%				
At least 1 trained staff diagnosis and treatment of STIs	39%				
Syphilis rapid test			31%		
Metronidazole				87%	
Condoms				78%	
Ciprofloxacin				72%	
Ceftriaxone injectable				39%	
Percent of facilities with all items					6%
Mean availability of tracer items					58%

Percentage of facilities that have tracer items for STI services among facilities that provide this service, by facility type and managing authority (N=197)

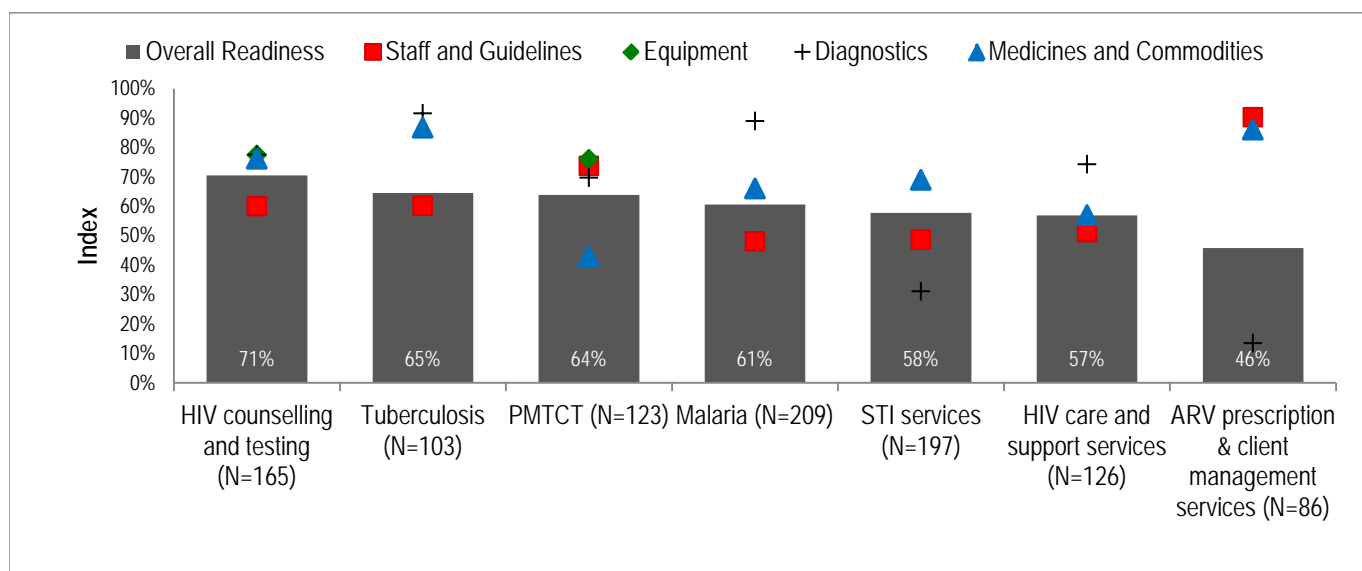
	DO46	DO47	DO48	IN18
	Staff and Guidelines	Diagnostics	Medicines and Commodities	Readiness Score
Total	49%	31%	69%	58%
Facility type				
National/regional referral hospital	69%	54%	96%	82%
General hospital and HC IV	67%	14%	79%	66%
HC III	58%	46%	68%	62%
HC II	37%	24%	67%	53%
Managing authority				
Public	51%	15%	61%	51%
Private	45%	56%	82%	68%
Urban/Rural				
Urban	49%	46%	76%	64%
Rural	49%	20%	64%	53%

HIV TB and Malaria

Availability of communicable disease services (N=209)



Readiness* to provide communicable disease services



* The readiness score corresponds to the average availability (%) of the tracer items of the four domains (« Staff and training », « Equipment », « Diagnostic capacity » and « Medicines and commodities »).

Key results

- All health facilities in the survey offered malaria services
- Eight in ten health facilities in Uganda had HIV counselling and testing services (77%), but less than half offer ARV prescription and client management (35%)
- Four in ten facilities offer TB services (42%).

HIV TB and Malaria

DATA TABLE

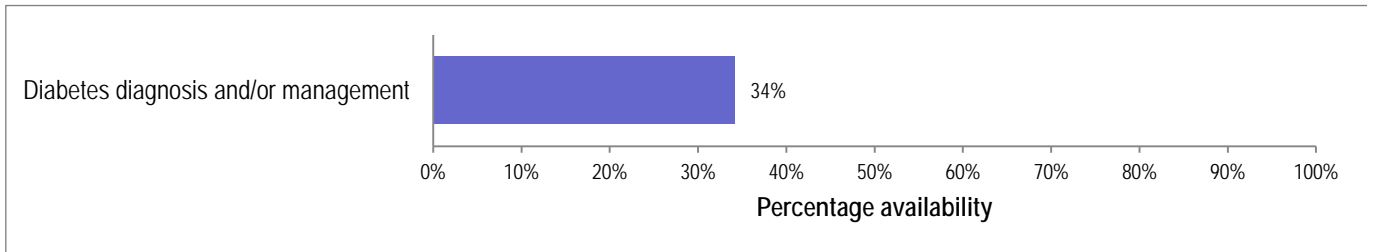
	Staff and Guidelines	Equipment	Diagnostics	Medicines and Commodities	Overall Readiness
HIV counselling and testing (N=165)	60%	77%	78%	76%	71%
Tuberculosis (N=103)	60%		92%	87%	65%
PMTCT (N=123)	74%	76%	70%	43%	64%
Malaria (N=209)	48%		89%	66%	61%
STI services (N=197)	49%		31%	69%	58%
HIV care and support services (N=126)	51%		74%	57%	57%
ARV prescription & client management services (N=86)	90%		13%	86%	46%

Diabetes service availability

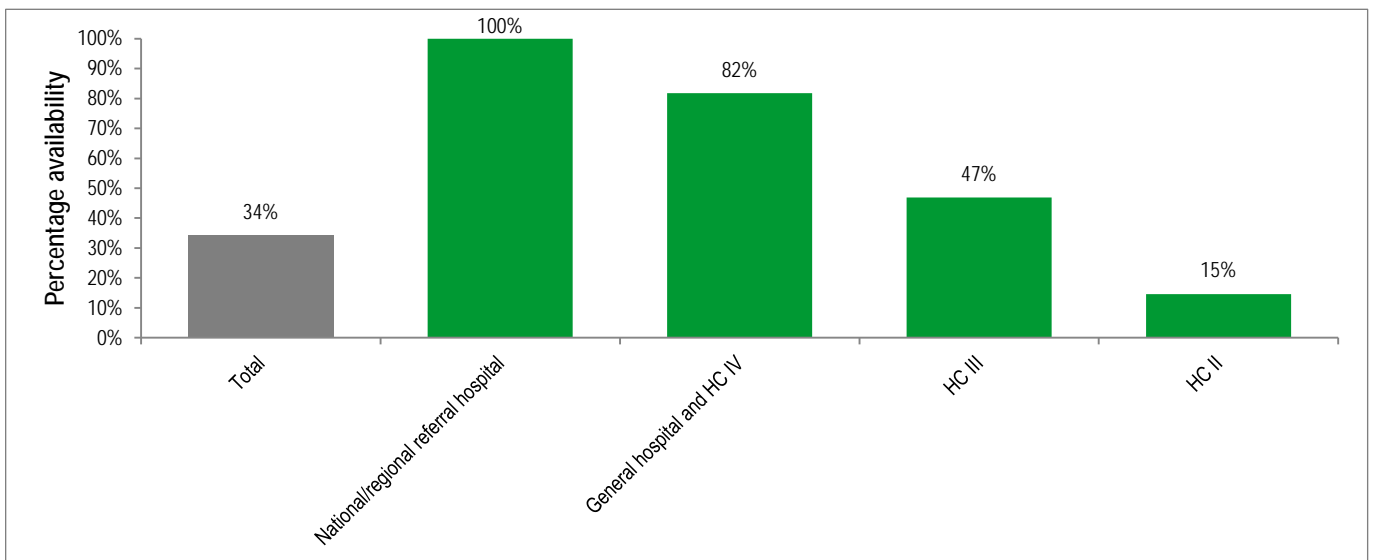
Types of services offered

- Diabetes diagnosis and/or management

Percentage of facilities that offer diabetes services (N=209)



Percentage of facilities that offer diabetes services, by facility type and managing authority (N=209)



Key results

- In 2013 one third health facilities in Uganda offered diabetes services (34%).

Diabetes service availability

DATA TABLES

Percentage of facilities that offer diabetes services (N=209)

	Total
Diabetes diagnosis and/or management	34%

Percentage of facilities that offer diabetes services, by facility type and managing authority (N=209)

	S22 Diabetes diagnosis and/or management
Total	34%
Facility type	
National/regional referral hospital	100%
General hospital and HC IV	82%
HC III	47%
HC II	15%
Managing authority	
Public	29%
Private	42%
Urban/Rural	
Urban	43%
Rural	27%

Diabetes service readiness

Tracer items required for service delivery

Trained staff and guidelines

- Guidelines for diabetes diagnosis and treatment
- Staff trained in diabetes diagnosis and treatment

Equipment

- Blood pressure apparatus
- Adult scale
- Measuring tape (height board/ stadiometre)

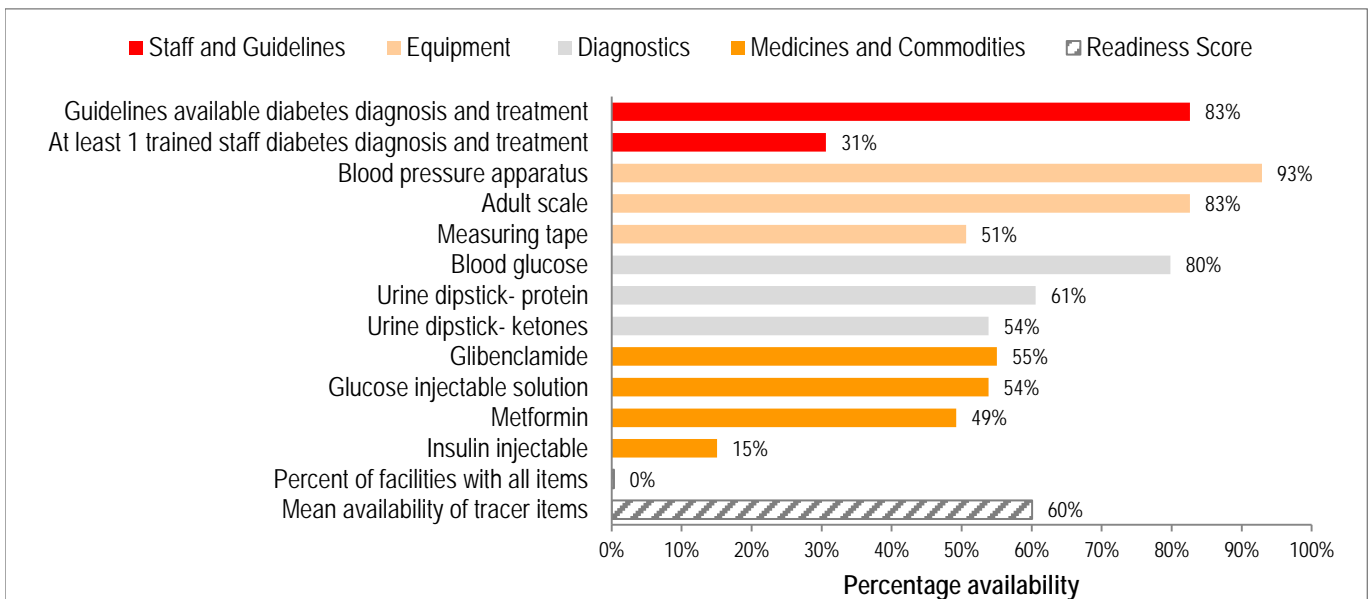
Diagnostics

- Blood glucose
- Urine dipstick- protein
- Urine dipstick- ketones

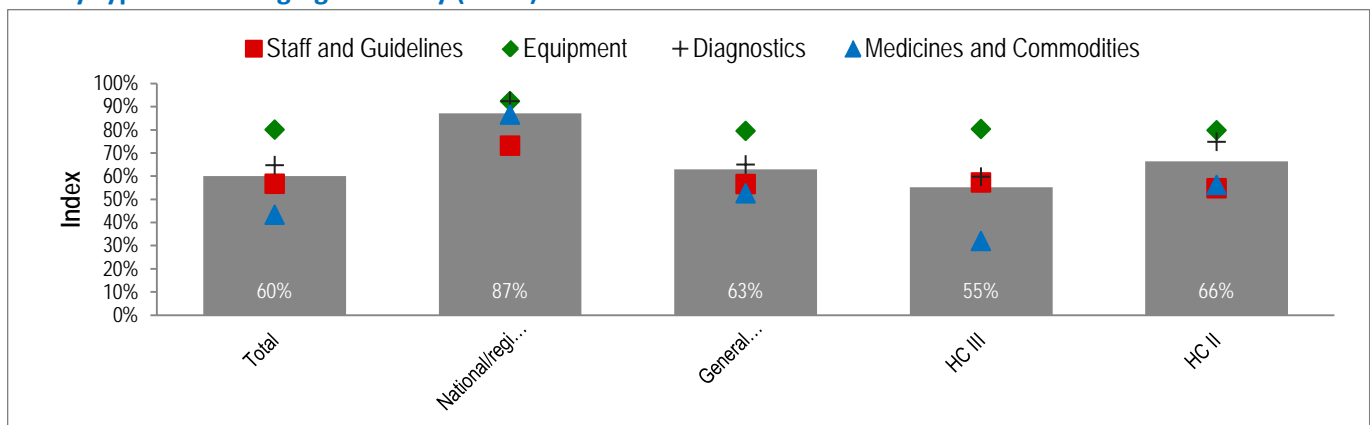
Medicines and commodities

- Metformin cap/tab
- Glibenclamide cap/tab
- Insulin injectable
- Glucose injectable solution

Percentage of facilities that have tracer items for diabetes services among facilities that provide this service (N=87)



Percentage of facilities that have tracer items for diabetes services among facilities that provide this service, by facility type and managing authority (N=87)



Key results

- One out of three health facilities that reported to offer diabetes services had staff member trained in diabetes diagnosis and treatment the last two years (31%)
- Only two national or regional referral hospitals offered all twelve tracer items. On average the facilities had seven of the twelve selected tracer items (60%).

Diabetes service readiness

Diabetes service readiness

DATA TABLES

Percentage of facilities that have tracer items for diabetes services among facilities that provide this service (N=87)

	Staff and Guidelines	Equipment	Diagnostics	Medicines and Commodities	Readiness Score
Guidelines available diabetes diagnosis and treatment	83%				
At least 1 trained staff diabetes diagnosis and treatment	31%				
Blood pressure apparatus		93%			
Adult scale		83%			
Measuring tape		51%			
Blood glucose			80%		
Urine dipstick- protein			61%		
Urine dipstick- ketones			54%		
Glibenclamide				55%	
Glucose injectable solution				54%	
Metformin				49%	
Insulin injectable				15%	
Percent of facilities with all items					0%
Mean availability of tracer items					60%

Percentage of facilities that have tracer items for diabetes services among facilities that provide this service, by facility type and managing authority (N=87)

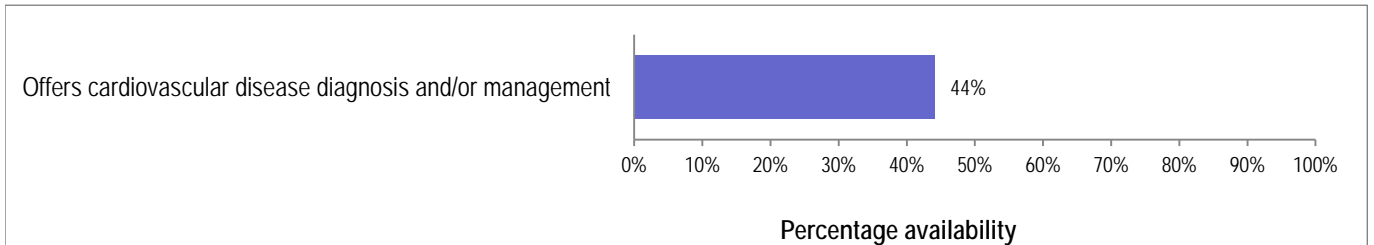
	DO49 Staff and Guidelines	DO50 Equipment	DO51 Diagnostics	DO52 Medicines and Commodities	IN19 Readiness Score
Total	57%	80%	65%	43%	60%
Facility type					
National/regional referral hospital	73%	92%	92%	87%	87%
General hospital and HC IV	57%	79%	65%	52%	63%
HC III	57%	80%	60%	32%	55%
HC II	55%	80%	75%	56%	66%
Managing authority					
Public	57%	79%	55%	30%	53%
Private	57%	82%	76%	58%	68%
Urban/Rural					
Urban	58%	80%	80%	58%	69%
Rural	55%	80%	47%	26%	49%

Cardiovascular disease service availability

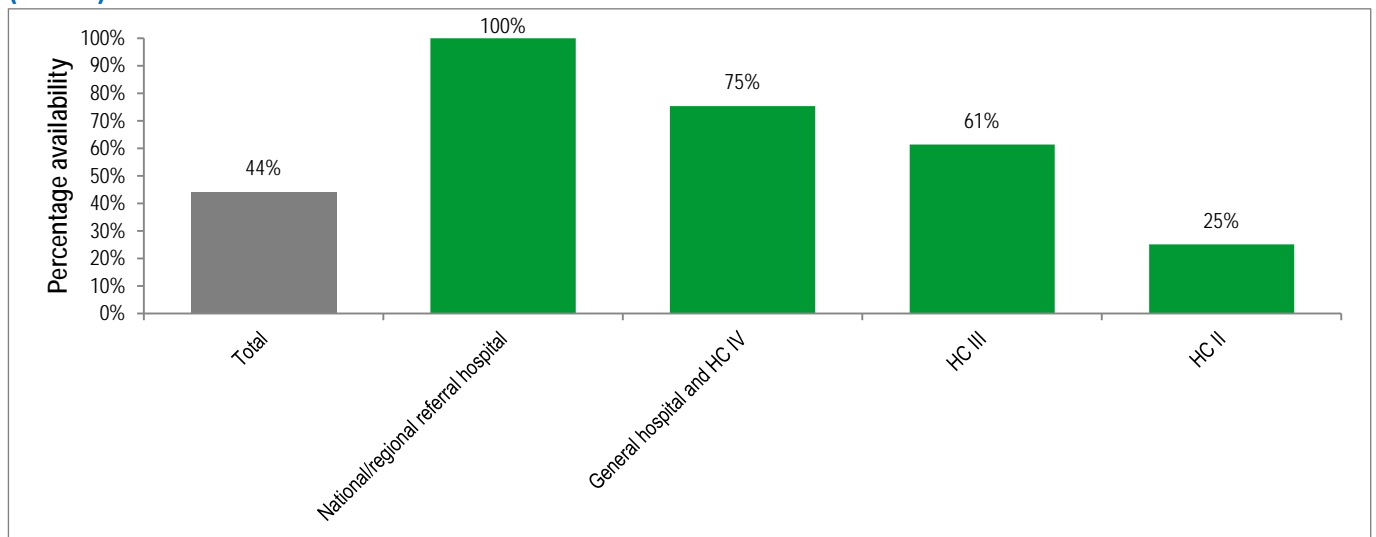
Types of services offered

- Cardiovascular disease diagnosis and/or management

Percentage of facilities that offer cardiovascular disease services (N=209)



Percentage of facilities that offer cardiovascular disease services, by facility type and managing authority (N=209)



Key results

- In 2013 four in ten health facilities in Uganda offered cardiovascular disease services (44%).

Cardiovascular disease service availability

DATA TABLES

Percentage of facilities that offer cardiovascular disease services (N=209)

	Total
Offers cardiovascular disease diagnosis and/or management	44%

Percentage of facilities that offer cardiovascular disease services, by facility type and managing authority (N=209)

	S23 Offers cardiovascular disease diagnosis and/or management
Total	44%
Facility type	
National/regional referral hospital	100%
General hospital and HC IV	75%
HC III	61%
HC II	25%
Managing authority	
Public	36%
Private	58%
Urban/Rural	
Urban	59%
Rural	33%

Cardiovascular disease service readiness

Tracer items required for service delivery

Trained staff and guidelines

- Guidelines for diagnosis and treatment of chronic cardiovascular conditions
- Staff trained in diagnosis and management of chronic cardiovascular conditions

Equipment

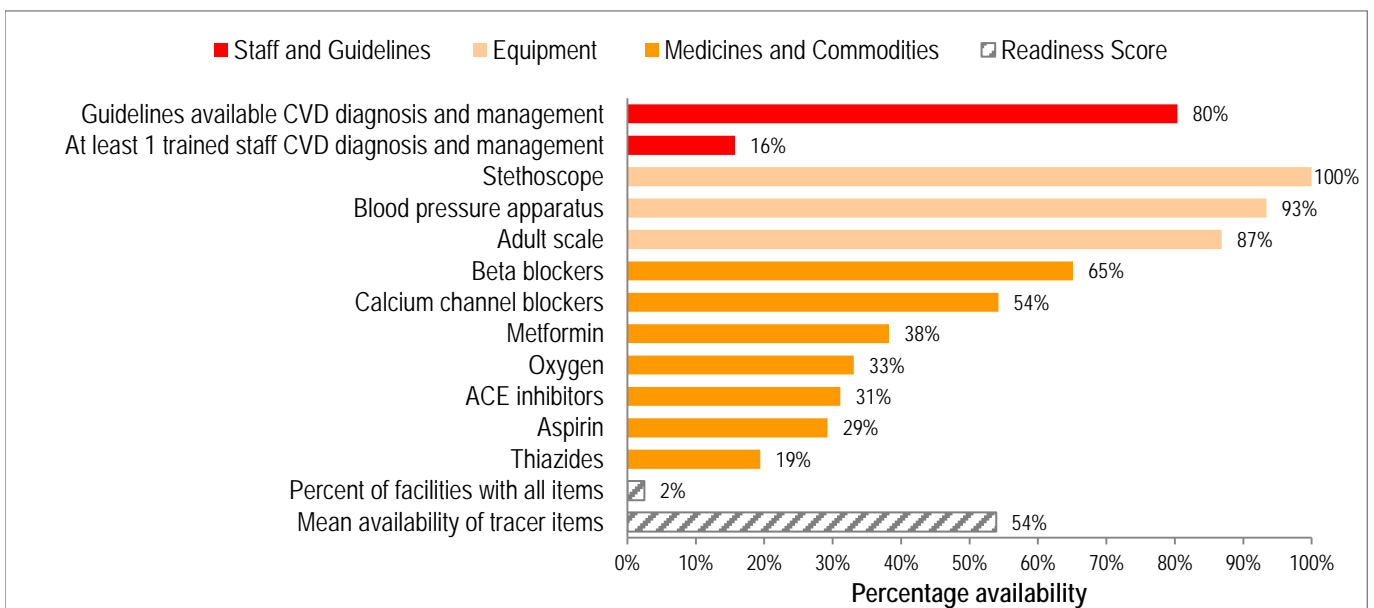
- Stethoscope
- Blood pressure apparatus

- Adult scale

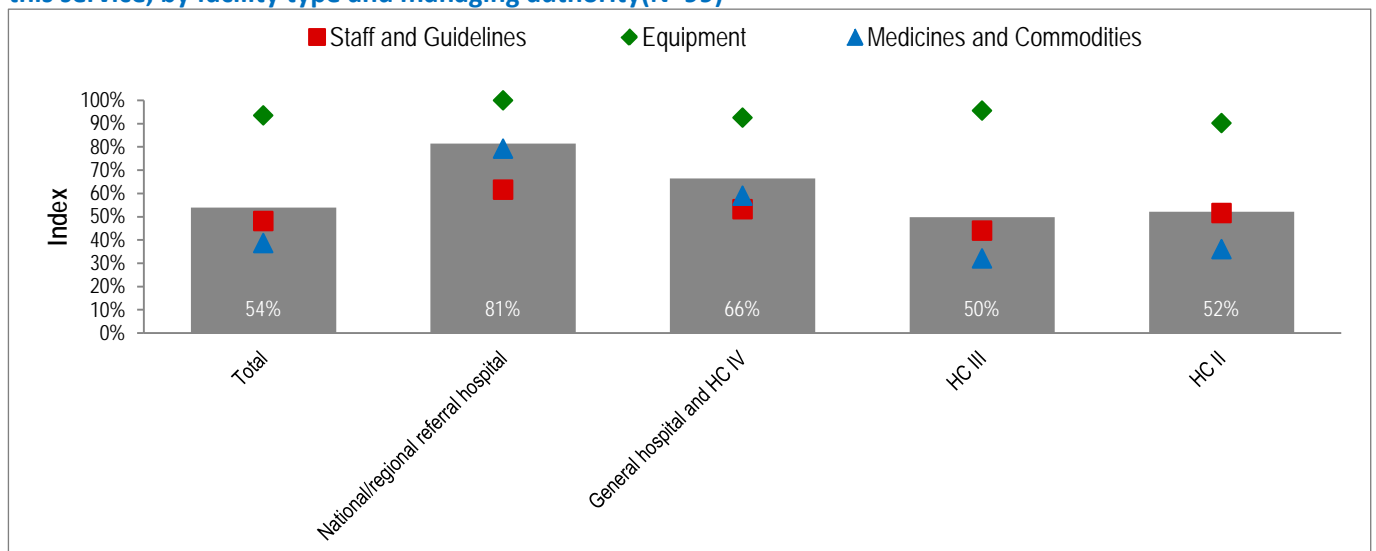
Medicines and commodities

- ACE inhibitors (e.g. enalapril)
- Thiazides
- Beta blockers (e.g. atenolol)
- Calcium channel blockers (e.g. amlodipine)
- Aspirin cap/tabs
- Metformin cap/tabs
- Oxygen

Percentage of facilities that have tracer items for cardiovascular disease services among facilities that provide this service (N=99)



Percentage of facilities that have tracer items for cardiovascular disease services among facilities that provide this service, by facility type and managing authority(N=99)



Cardiovascular disease service readiness

Key results

- Sixteen per cent of the facilities had at least one staff member trained in cardiovascular disease diagnosis and management the last two years. Availability of guidelines is high; however, it is important to keep in mind that this indicator measured the presence of the Uganda Clinical Guidelines 2012 or 2010
- Close to none of the facilities offered all twelve tracer items (2%). On average health facilities had half of the twelve tracer items (54%).

Cardiovascular disease service readiness

DATA TABLES

Percentage of facilities that have tracer items for cardiovascular disease services among facilities that provide this service (N=99)

	Staff and Guidelines	Equipment	Diagnostics	Medicines and Commodities	Readiness Score
Guidelines available CVD diagnosis and management	80%				
At least 1 trained staff CVD diagnosis and management	16%				
Stethoscope		100%			
Blood pressure apparatus		93%			
Adult scale		87%			
Beta blockers				65%	
Calcium channel blockers				54%	
Metformin				38%	
Oxygen				33%	
ACE inhibitors				31%	
Aspirin				29%	
Thiazides				19%	
Percent of facilities with all items					2%
Mean availability of tracer items					54%

Percentage of facilities that have tracer items for cardiovascular disease services among facilities that provide this service, by facility type and managing authority (N=99)

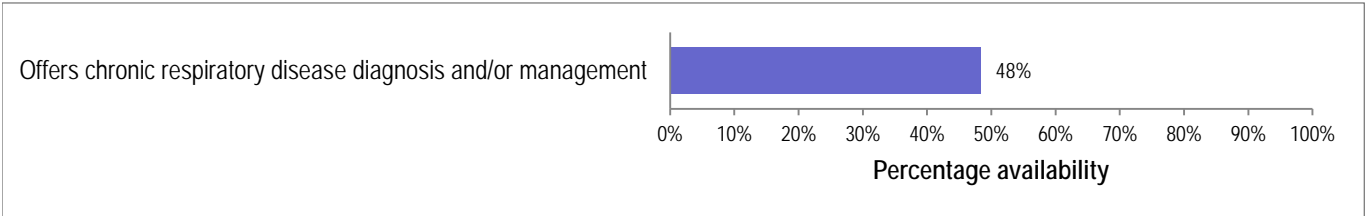
	DO53	DO54	DO55	IN20
	Staff and Guidelines	Equipment	Medicines and Commodities	Readiness Score
Total	48%	93%	39%	54%
Facility type				
National/regional referral hospital	62%	100%	79%	81%
General hospital and HC IV	53%	93%	59%	66%
HC III	44%	96%	32%	50%
HC II	51%	90%	36%	52%
Managing authority				
Public	45%	92%	26%	46%
Private	51%	95%	52%	62%
Urban/Rural				
Urban	50%	94%	47%	59%
Rural	45%	93%	28%	47%

Chronic respiratory disease service availability

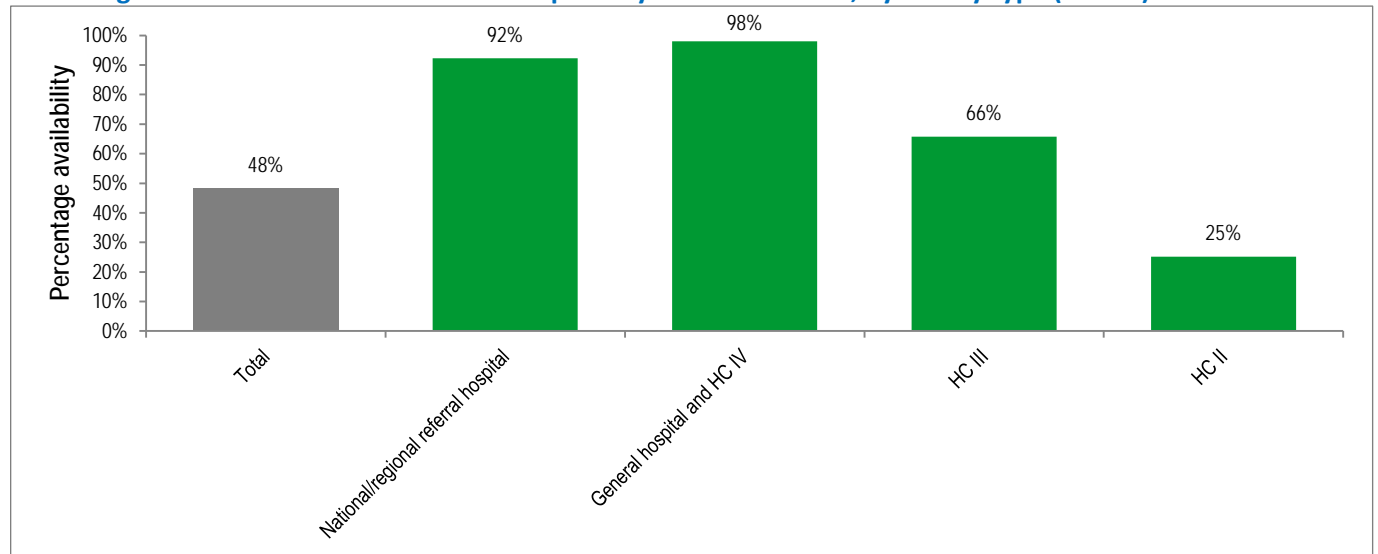
Types of services offered

- Chronic respiratory disease diagnosis and/or management

Percentage of facilities that offer chronic respiratory disease services (N=209)



Percentage of facilities that offer chronic respiratory disease services, by facility type (N=209)



Key results

- In 2013 half of the health facilities in Uganda offered chronic respiratory disease services (48%).

Chronic respiratory disease service availability

DATA TABLES

Percentage of facilities that offer chronic respiratory disease services (N=209)

	Total
Offers chronic respiratory disease diagnosis and/or management	48%

Percentage of facilities that offer chronic respiratory disease services, by facility type and managing authority

	S24
Offers chronic respiratory disease diagnosis and/or management	48%
Total	48%
Facility type	
National/regional referral hospital	92%
General hospital and HC IV	98%
HC III	66%
HC II	25%
Managing authority	
Public	41%
Private	60%
Urban/Rural	
Urban	60%
Rural	40%

Chronic respiratory disease service readiness

Tracer items required for service delivery

Trained staff and guidelines

- Guidelines for diagnosis and management of CRD
- Staff trained in diagnosis and management of CRD

Equipment

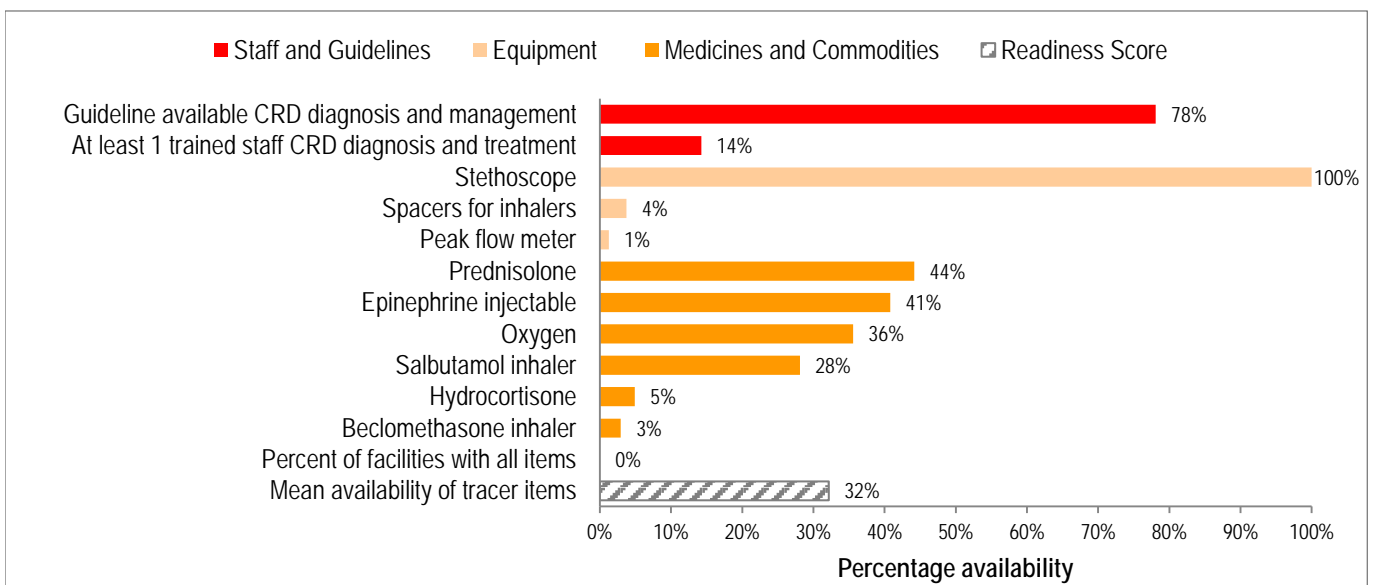
- Stethoscope
- Peak flow meter

- Spacers for inhalers

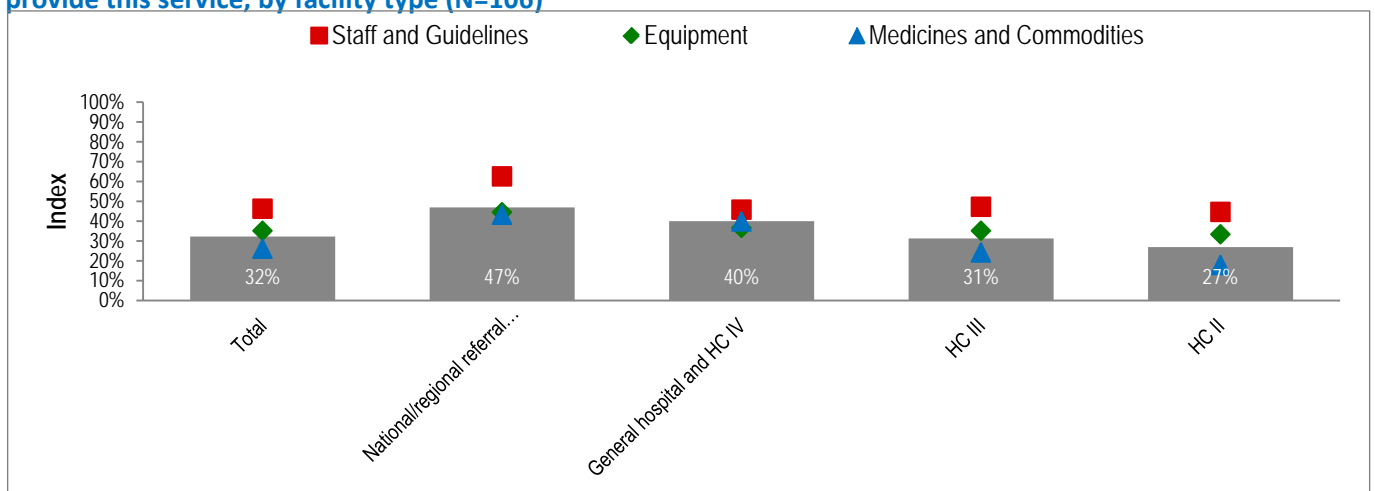
Medicines and commodities

- Salbutamol inhaler
- Beclomethasone inhaler
- Prednisolone cap/tabs
- Hydrocortisone cap/tabs
- Epinephrine injectable
- Oxygen

Percentage of facilities that have tracer items for chronic respiratory disease services among facilities that provide this service (N=106)



Percentage of facilities that have tracer items for chronic respiratory disease services among facilities that provide this service, by facility type (N=106)



Key results

- Fourteen per cent of facilities in Uganda had at least one staff member trained in chronic respiratory disease services the last two years
- On average the facilities in 2013 had one third of the tracer items (32%) . None of the sampled health facilities had all eleven tracer items.

Chronic respiratory disease service readiness

Chronic respiratory disease service readiness

DATA TABLES

Percentage of facilities that have tracer items for chronic respiratory disease services among facilities that provide this service (N=106)

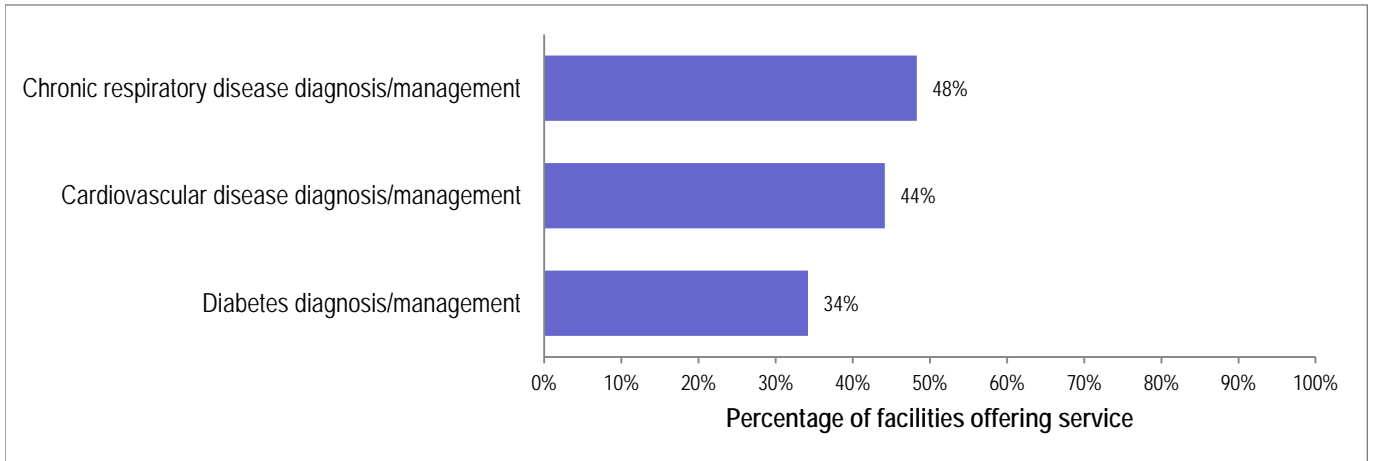
	Staff and Guidelines	Equipment	Diagnostics	Medicines and Commodities	Readiness Score
Guideline available CRD diagnosis and management	78%				
At least 1 trained staff CRD diagnosis and treatment	14%				
Stethoscope		100%			
Spacers for inhalers		4%			
Peak flow meter		1%			
Prednisolone				44%	
Epinephrine injectable				41%	
Oxygen				36%	
Salbutamol inhaler				28%	
Hydrocortisone				5%	
Beclomethasone inhaler				3%	
Percent of facilities with all items					0%
Mean availability of tracer items					32%

Percentage of facilities that have tracer items for chronic respiratory disease services among facilities that provide this service, by facility type and managing authority N=106)

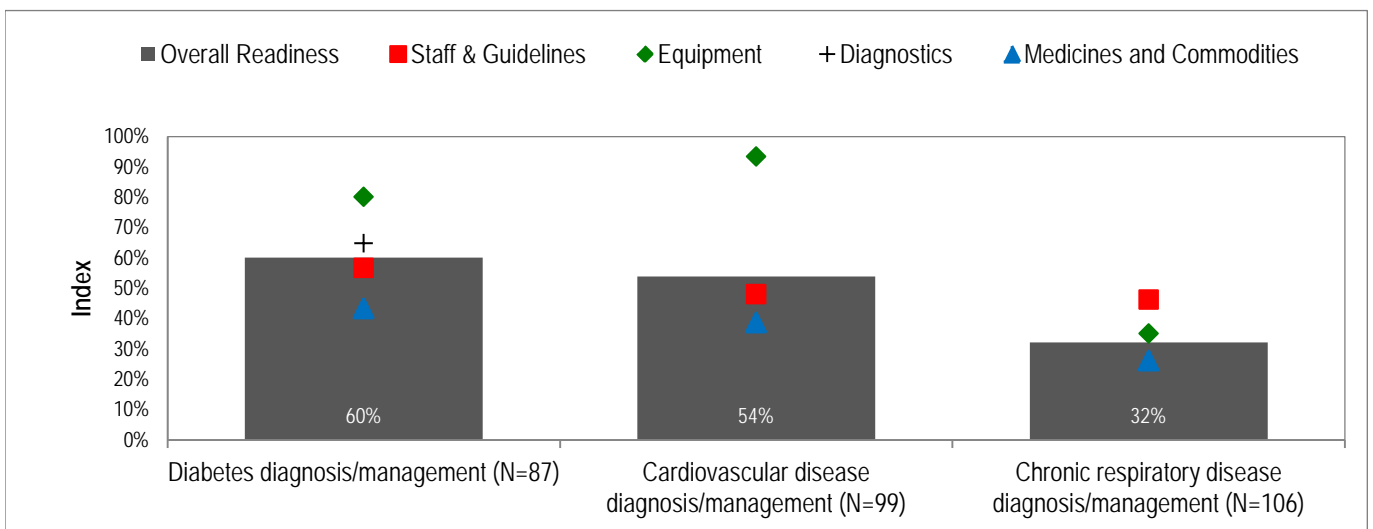
	DO56 Staff and Guidelines	DO57 Equipment	DO58 Medicines and Commodities	IN21 Readiness Score
Total	46%	35%	26%	32%
Facility type				
National/regional referral hospital	63%	44%	43%	47%
General hospital and HC IV	46%	36%	40%	40%
HC III	47%	35%	24%	31%
HC II	45%	33%	18%	27%
Managing authority				
Public	45%	34%	21%	29%
Private	48%	36%	32%	36%
Urban/Rural				
Urban	49%	36%	31%	36%
Rural	43%	34%	20%	28%

Non-communicable diseases

Availability of non-communicable disease services (N=209)



Readiness* to provide non-communicable disease services



* The readiness score corresponds to the average availability (%) of the tracer items of the four domains (« Staff and training », « Equipment », « Diagnostic capacity » and « Medicines and commodities »).

Key results

- Half of the health facilities in Uganda offered chronic respiratory disease services (48%)
- Four in ten offered cardiovascular disease services (44%)
- One third offered diabetes services (34%).

Non-communicable diseases

DATA TABLE

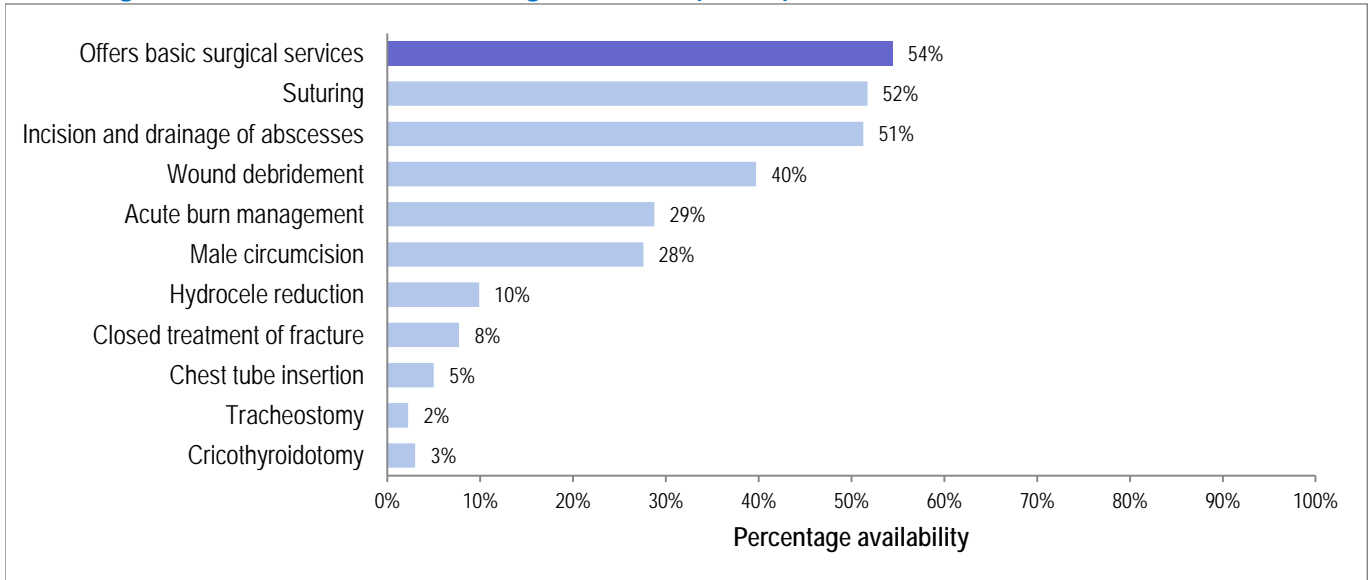
	Staff & Guidelines	Equipment	Diagnostics	Medicines and Commodities	Overall Readiness
Diabetes diagnosis/management (N=87)	57%	80%	65%	43%	60%
Cardiovascular disease diagnosis/management (N=99)	48%	93%		39%	54%
Chronic respiratory disease diagnosis/management (N=106)	46%	35%		26%	32%

Basic surgery service availability

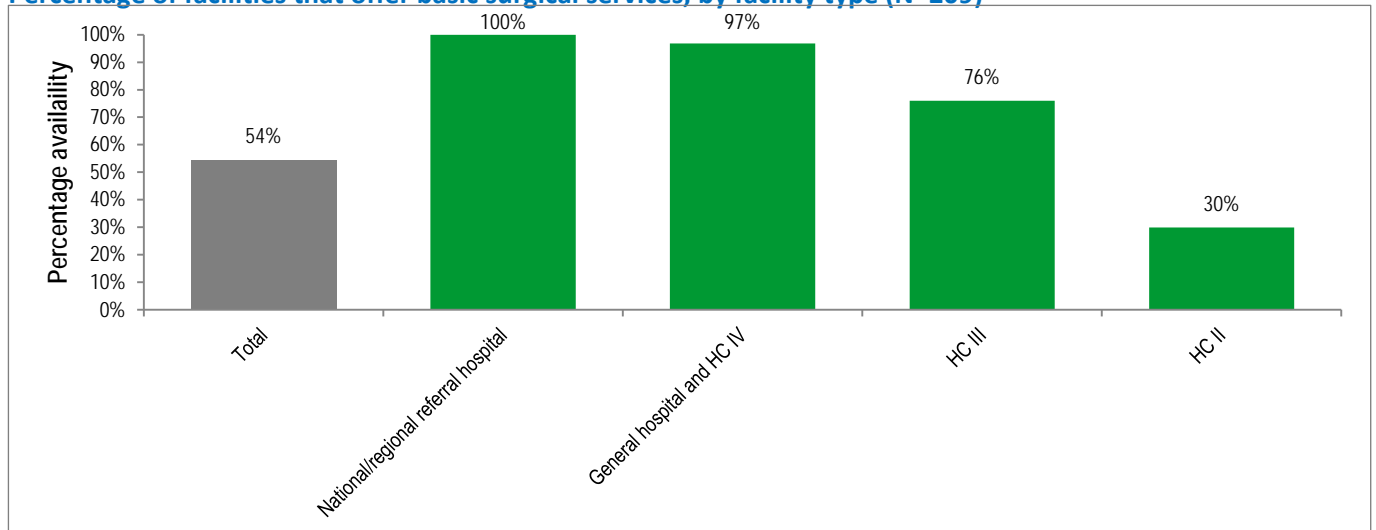
Types of services offered

- Basic surgical services
- Incision and drainage of abscesses
- Wound debridement
- Acute burn management
- Suturing
- Closed treatment of fracture
- Cricothyroidotomy
- Male circumcision
- Hydrocele reduction
- Chest tube insertion

Percentage of facilities that offer basic surgical services (N=209)



Percentage of facilities that offer basic surgical services, by facility type (N=209)



Key results

- Half of the health facilities in Uganda offered basic surgery services (54%).

Basic surgery service availability

DATA TABLES

Percentage of facilities that offer basic surgical services (N=209)

	Total
Offers basic surgical services	54%
Suturing	52%
Incision and drainage of abscesses	51%
Wound debridement	40%
Acute burn management	29%
Male circumcision	28%
Hydrocele reduction	10%
Closed treatment of fracture	8%
Chest tube insertion	5%
Tracheostomy	2%
Cricothyroidotomy	3%

Percentage of facilities that offer basic surgical services, by facility type and managing authority (N=209)

	S25
	Offers basic surgical services
Total	54%
Facility type	
National/regional referral hospital	100%
General hospital and HC IV	97%
HC III	76%
HC II	30%
Managing authority	
Public	44%
Private	72%
Urban/Rural	
Urban	71%
Rural	42%

Basic surgery service readiness

Tracer items required for service delivery

Trained staff and guidelines

- Guidelines for IMEESC
- Staff trained in IMEESC

Equipment

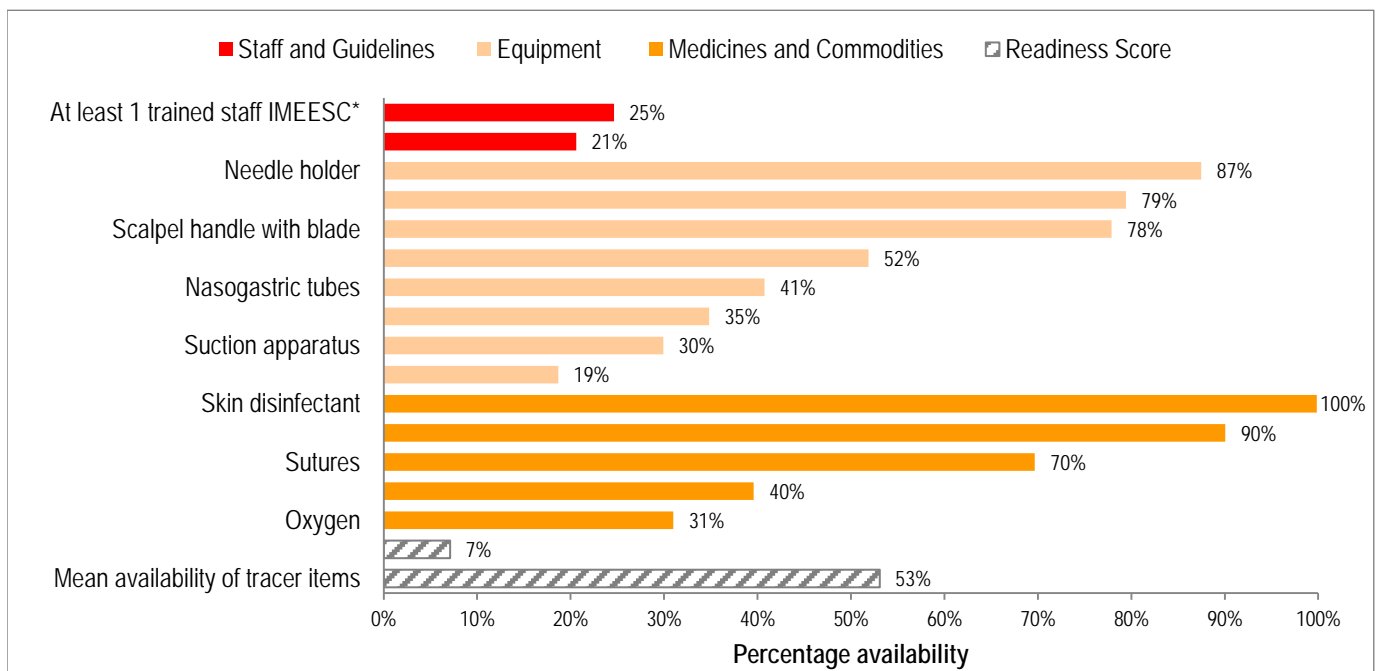
- Needle holder

- Scalpel handle with blade
- Retractor
- Surgical scissors
- Nasogastric tubes (10-16 FG)
- Tourniquet
- Adult and paediatric resuscitators
- Suction apparatus

Medicines and commodities

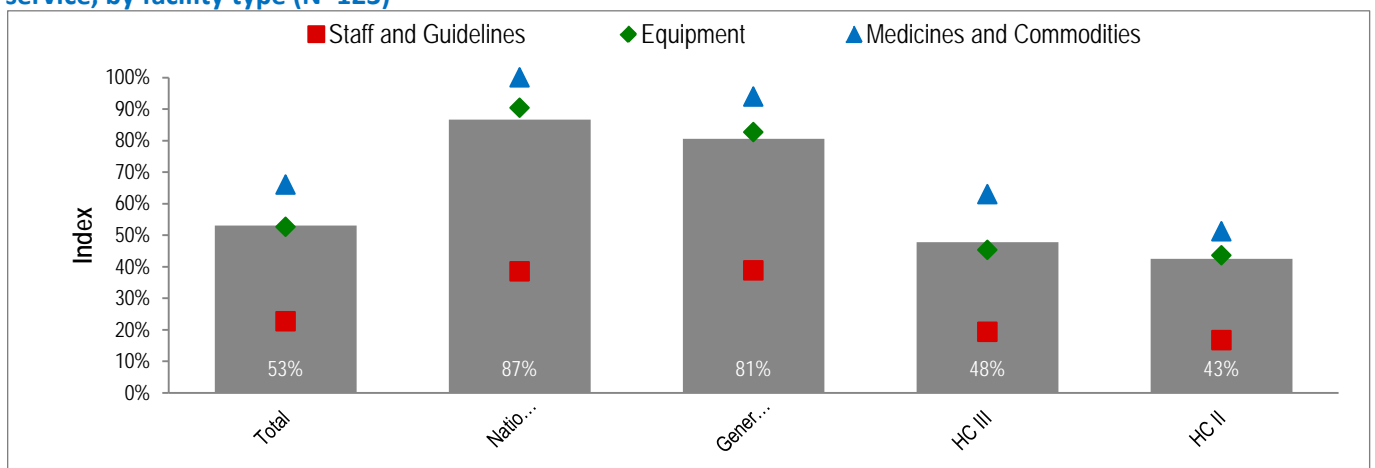
- Oxygen
- Skin disinfectant
- Sutures (both absorbable and non-absorbable)
- Ketamine (injectable)
- Lidocaine (1% or 2% injectable)

Percentage of facilities that have tracer items for basic surgical services among facilities that provide this service (N=123)



*IMEESC- Integrated Management for Emergency and Essential Surgical Care

Percentage of facilities that have tracer items for basic surgical services among facilities that provide this service, by facility type (N=123)



Basic surgery service readiness

Key results

- One in four health facilities in Uganda had at least one staff member trained in integrated management for emergency and essential surgical care (IMEESC) the last two years (25%)
- Seven per cent of the facilities had all tracer items. On average, the health facilities had eight of the fifteen specified tracer items (53%).

DATA TABLES

Percentage of facilities that have tracer items for basic surgical services among facilities that provide this service (N=123)

	Staff and Guidelines	Equipment	Diagnostics	Medicines and Commodities	Readiness Score
At least 1 trained staff IMEESC*	25%				
Guidelines available IMEESC*	21%				
Needle holder		87%			
Surgical scissors		79%			
Scalpel handle with blade		78%			
Tourniquet		52%			
Nasogastric tubes		41%			
Retractor		35%			
Suction apparatus		30%			
Adult and paediatric resuscitators		19%			
Skin disinfectant				100%	
Lidocaine (1% or 2% injectable)				90%	
Sutures				70%	
Ketamine (injectable)				40%	
Oxygen				31%	
Percent of facilities with all items					7%
Mean availability of tracer items					53%

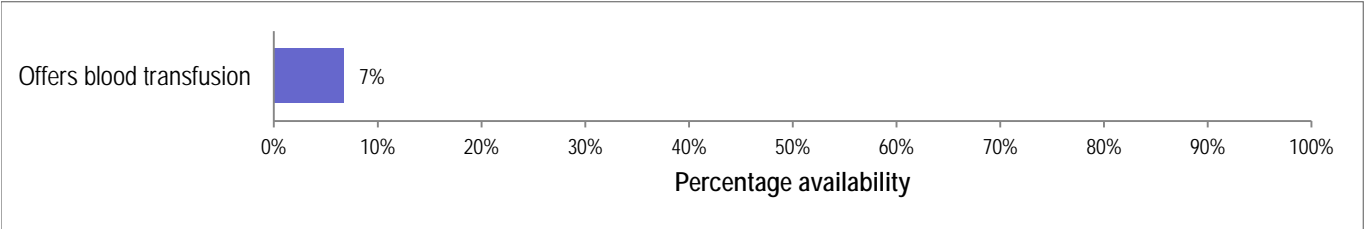
Percentage of facilities that have tracer items for basic surgical services among facilities that provide this service, by facility type and managing authority (N=123)

	DO59 Staff and Guidelines	DO60 Equipment	DO61 Medicines and Commodities	IN22 Readiness Score
Total	23%	53%	66%	53%
Facility type				
National/regional referral hospital	38%	90%	100%	87%
General hospital and HC IV	39%	83%	94%	81%
HC III	19%	45%	63%	48%
HC II	17%	44%	51%	43%
Managing authority				
Public	25%	53%	68%	54%
Private	20%	52%	64%	52%
Urban/Rural				
Urban	26%	58%	66%	56%
Rural	18%	46%	66%	49%

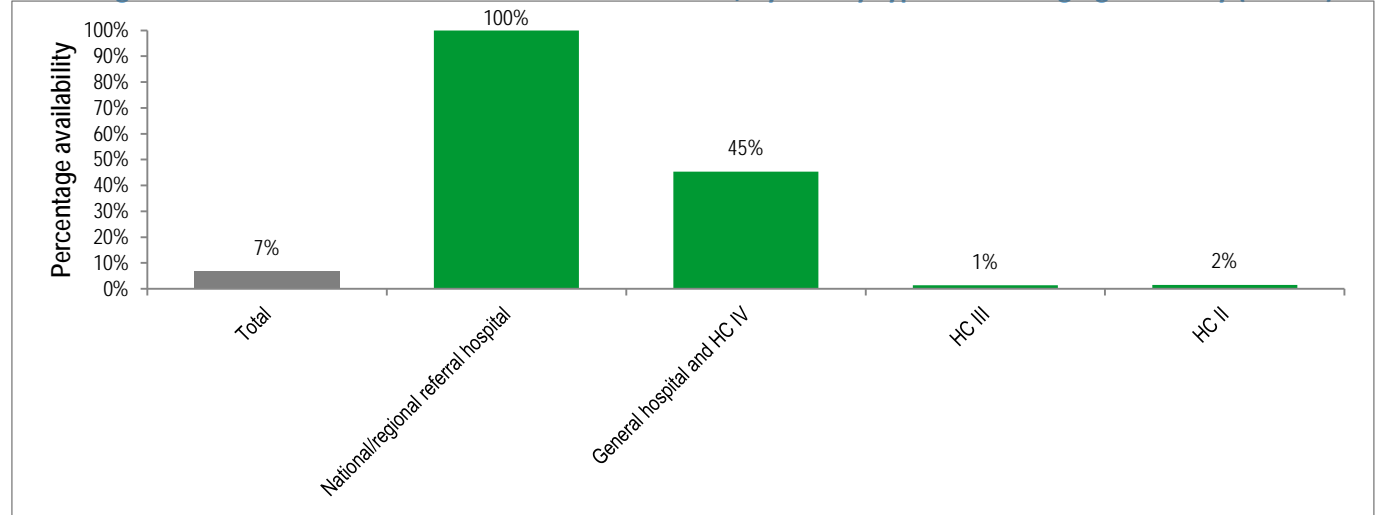
Blood transfusion service availability

- Types of services offered**
- Blood transfusion

Percentage of facilities that offer blood transfusion services (N=209)



Percentage of facilities that offer blood transfusion services, by facility type and managing authority (N=209)



- Key results**
- Seven per cent of all health facilities offered blood transfusion services in 2013.

Blood transfusion service availability

DATA TABLES

Percentage of facilities that offer blood transfusion services (N=209)

	Total
Offers blood transfusion	7%

Percentage of facilities that offer blood transfusion services, by facility type and managing authority (N=209)

	S27
	Offers blood transfusion
Total	7%
Facility type	
National/regional referral hospital	100%
General hospital and HC IV	45%
HC III	1%
HC II	2%
Managing authority	
Public	6%
Private	8%
Urban/Rural	
Urban	14%
Rural	1%

Blood transfusion service readiness

Tracer items required for service delivery

Trained staff and guidelines

- Guidelines on the appropriate use of blood and safe blood transfusion
- Staff trained in the appropriate use of blood and safe blood transfusion

Equipment

- Blood storage refrigerator

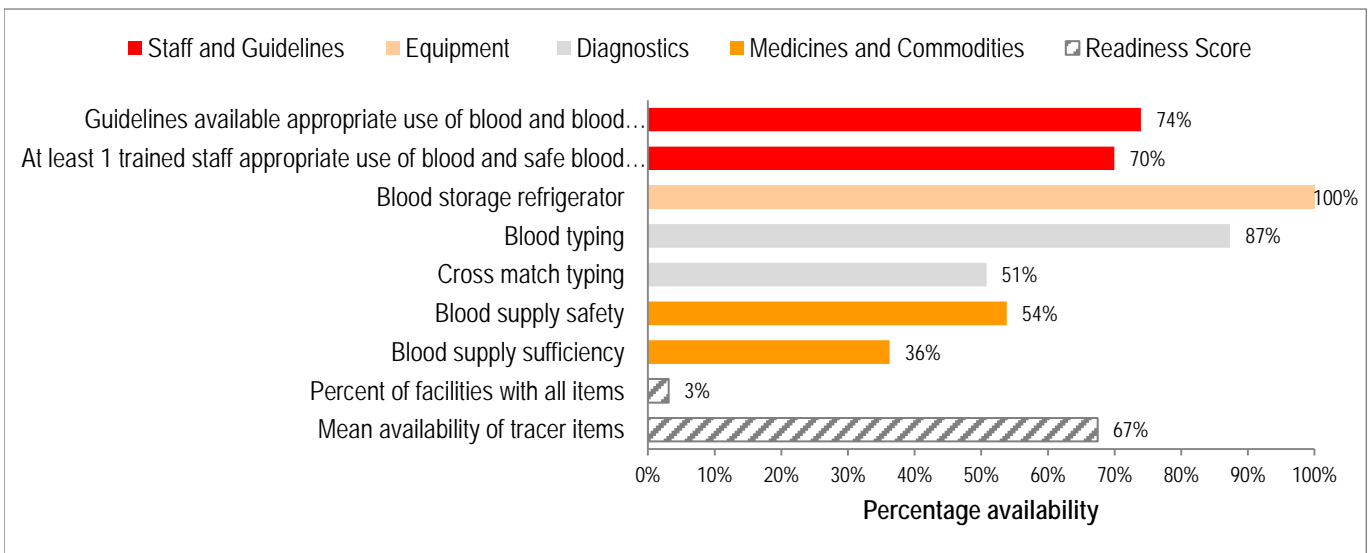
Diagnostics

- Blood typing
- Cross match testing

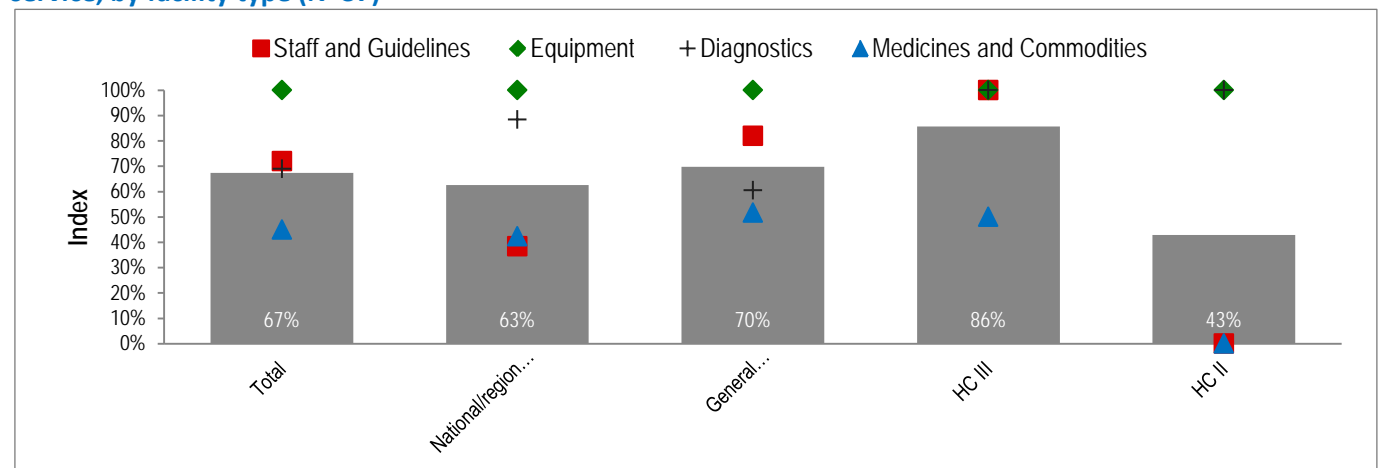
Medicines and commodities

- Blood supply sufficiency
- Blood supply safety

Percentage of facilities that have tracer items for blood transfusion services among facilities that provide this service (N=37)



Percentage of facilities that have tracer items for blood transfusion services among facilities that provide this service, by facility type (N=37)



Key results

- All facilities offering blood transfusion reported having a refrigerator for blood storage
- Only one in three facilities that offer blood transfusion services had sufficient blood supply (36%)
- Seven out of ten facilities reported having at least one staff member trained in appropriate use of blood and safe blood transfusion the last two years (70%)
- Only three per cent of the facilities had all tracer items. On average, the health facilities had two thirds of the specified tracer

Blood transfusion service readiness

Blood transfusion service readiness

DATA TABLES

Percentage of facilities that have tracer items for blood transfusion services among facilities that provide this service (N=37)

	Staff and Guidelines	Equipment	Diagnostics	Medicines and Commodities	Readiness Score
Guidelines available appropriate use of blood and blood transfusion	74%				
At least 1 trained staff appropriate use of blood and safe blood transfusion	70%				
Blood storage refrigerator		100%			
Blood typing			87%		
Cross match typing			51%		
Blood supply safety				54%	
Blood supply sufficiency				36%	
Percent of facilities with all items					3%
Mean availability of tracer items					67%

Percentage of facilities that have tracer items for blood transfusion services among facilities that provide this service, by facility type and managing authority (N=37)

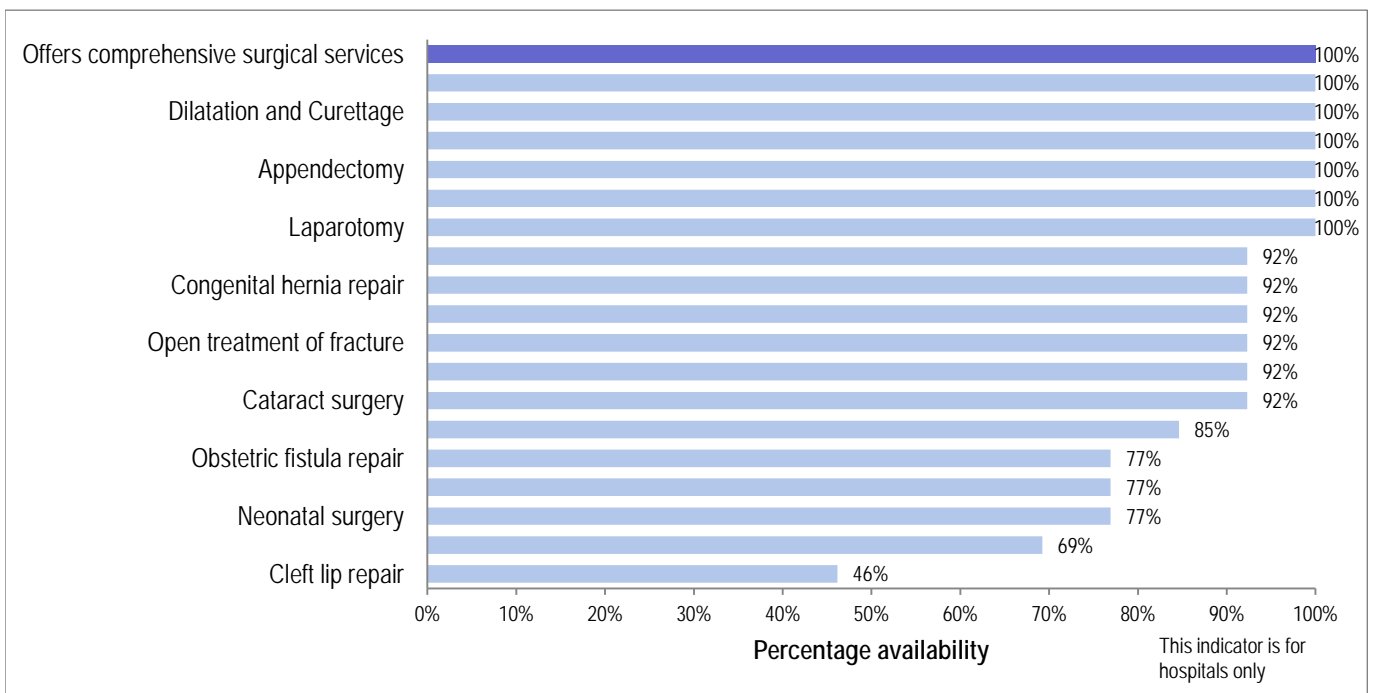
	DO66	DO67	DO68	DO69	IN24
	Staff and Guidelines	Equipment	Diagnostics	Medicines and Commodities	Readiness Score
Total	72%	100%	69%	45%	67%
Facility type					
National/regional referral hospital	38%	100%	88%	42%	63%
General hospital and HC IV	82%	100%	60%	52%	70%
HC III	100%	100%	100%	50%	86%
HC II	0%	100%	100%	0%	43%
Managing authority					
Public	89%	100%	56%	50%	70%
Private	51%	100%	85%	39%	64%
Urban/Rural					
Urban	72%	100%	70%	45%	68%
Rural	70%	100%	65%	43%	65%

Comprehensive surgery service availability

Types of services offered

- Comprehensive surgical services
- Tracheostomy
- Tubal ligation
- Vasectomy
- Dilatation & Curettage
- Obstetric fistula repair
- Episiotomy
- Appendectomy
- Hernia repair
- Cystostomy
- Urethral stricture dilatation
- Laparotomy
- Congenital hernia repair
- Neonatal surgery
- Cleft lip repair
- Contracture release
- Skin grafting
- Open treatment of fracture
- Amputation
- Cataract surgery

Percentage of hospitals that offer comprehensive surgical services (N=13)



Key results

- All national or regional referral hospitals in the sample offered comprehensive surgical services.

Comprehensive surgery service availability

DATA TABLES

Percentage of hospitals that offer comprehensive surgical services (N=13)

	Total
Offers comprehensive surgical services	100%
Tubal ligation	100%
Dilatation and Curettage	100%
Episiotomy	100%
Appendectomy	100%
Hernia repair	100%
Laparotomy	100%
Vasectomy	92%
Congenital hernia repair	92%
Skin grafting	92%
Open treatment of fracture	92%
Amputation	92%
Cataract surgery	92%
Cystostomy	85%
Obstetric fistula repair	77%
Urethral stricture dilatation	77%
Neonatal surgery	77%
Contracture release	69%
Cleft lip repair	46%

Comprehensive surgery service readiness

Tracer items required for service delivery

Trained staff and guidelines

- Guidelines for IMEESC (WHO Integrated Management for Essential and Emergency Care)
- Staff trained in IMEESC
- Staff trained in surgery
- Staff trained in anaesthesia

Equipment

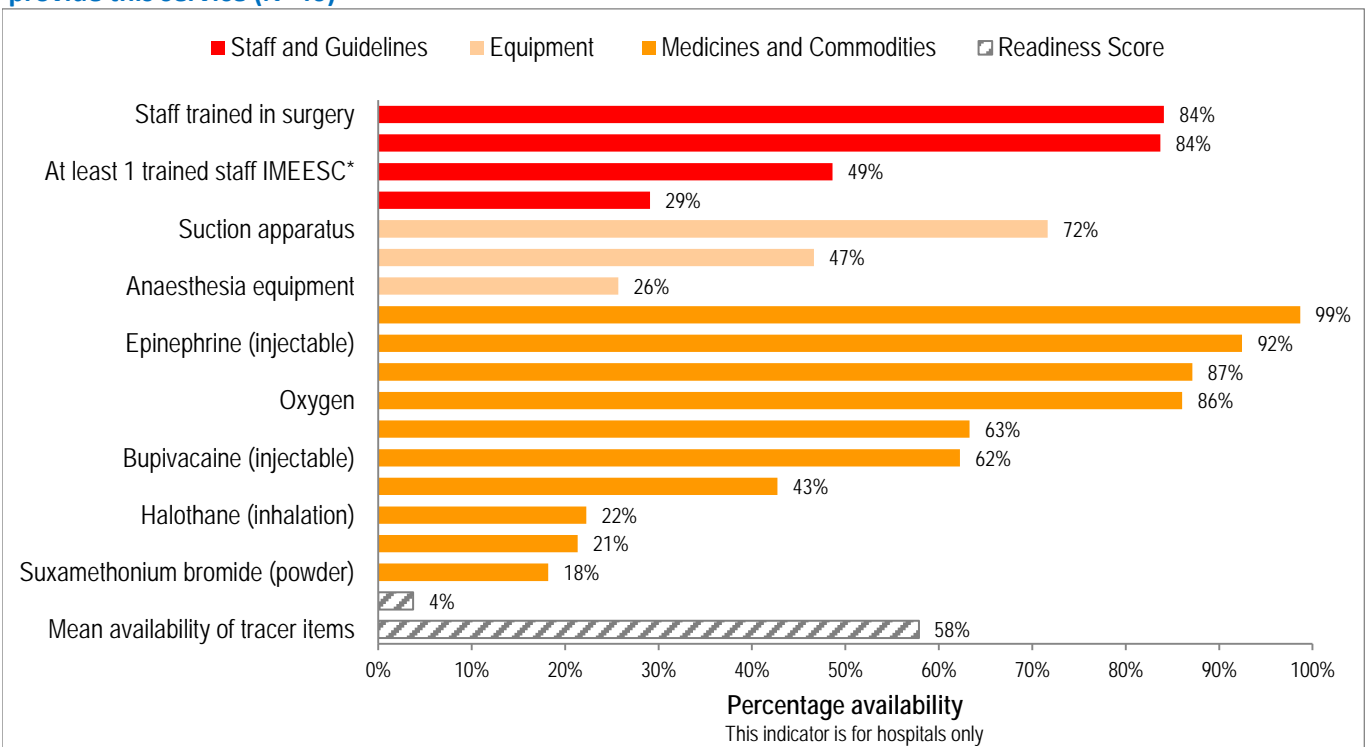
- Oxygen
- Anaesthesia equipment
- Spinal needle

- Suction apparatus

Medicines and commodities

- Thiopental (powder)
- Suxamethonium bromide (powder)
- Atropine (injectable)
- Diazepam (injectable)
- Halothane (inhalation)
- Bupivacaine (injectable)
- Lidocaine 5% (heavy spinal solution)
- Epinephrine (injectable)
- Ephedrine (injectable)

Percentage of hospitals that have tracer items for comprehensive surgical services among facilities that provide this service (N=46)



*IMEESC- Integrated Management for Emergency and Essential Surgical Care

Key results

- Among the facilities reporting to provide comprehensive surgical services, eight out of ten had at least one staff member trained in surgery and anaesthesia the last two years (84%)
- Only four per cent of the facilities that offer comprehensive surgical services had all tracer items
- On average, the health facilities had ten out of the seventeen specified tracer items (58%).

Comprehensive surgery service readiness

DATA TABLES

Percentage of hospitals that have tracer items for comprehensive surgical services (N=46)

	Staff and Guidelines	Equipment	Diagnostics	Medicines and Commodities	Readiness Score
Staff trained in surgery	84%				
Staff trained in anaesthesia	84%				
At least 1 trained staff IMEESC*	49%				
Guidelines available IMEESC*	29%				
Suction apparatus		72%			
Spinal needle		47%			
Anaesthesia equipment		26%			
Diazepam (injectable)				99%	
Epinephrine (injectable)				92%	
Atropine (injectable)				87%	
Oxygen				86%	
Lidocaine 5% (heavy spinal solution)				63%	
Bupivacaine (injectable)				62%	
Ephedrine (injectable)				43%	
Halothane (inhalation)				22%	
Thiopental (powder)				21%	
Suxamethonium bromide (powder)				18%	
Percent of facilities with all items					4%
Mean availability of tracer items					58%

Comprehensive surgery service readiness

Percentage of hospitals that have tracer items for comprehensive surgical services among facilities that provide this service, by facility type and managing authority (N=46)

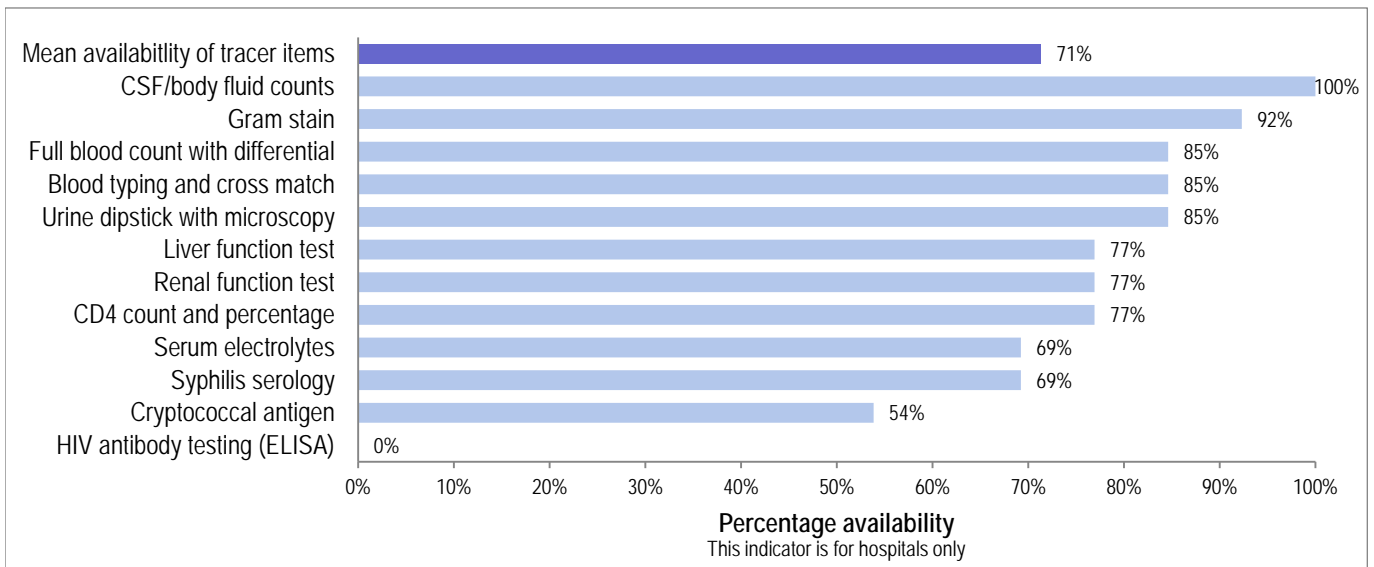
	DO72	DO73	DO74	IN25
	Staff and Guidelines	Equipment	Medicines and Commodities	Readiness Score
Total	61%	48%	59%	58%
Facility type				
National/regional referral hospital	67%	77%	96%	86%
General hospital and HC IV	61%	47%	59%	57%
HC III				
HC II				
Managing authority				
Public	61%	42%	55%	54%
Private	62%	76%	84%	77%
Urban/Rural				
Urban	69%	54%	67%	65%
Rural	55%	42%	53%	51%

Advanced diagnostic service availability

Types of services offered

- Serum electrolytes
- Full blood count with differential
- Blood typing (ABO and Rhesus) and cross match (by anti-globulin or equivalent)
- Liver function test
- Renal function test
- CD4 count and percentage
- HIV antibody testing (ELISA)
- Syphilis serology
- Cryptococcal antigen
- Gram stain
- Urine microscopy testing
- CSF/body fluid counts

Percentage of hospitals that offer advanced diagnostic services (N=13)



Key results

- The facilities offering advanced diagnostic services on average provided between eight and nine of the twelve tracer items (71%).

Advanced diagnostic service availability

DATA TABLES

Percentage of hospitals that offer advanced diagnostic services (N=13)

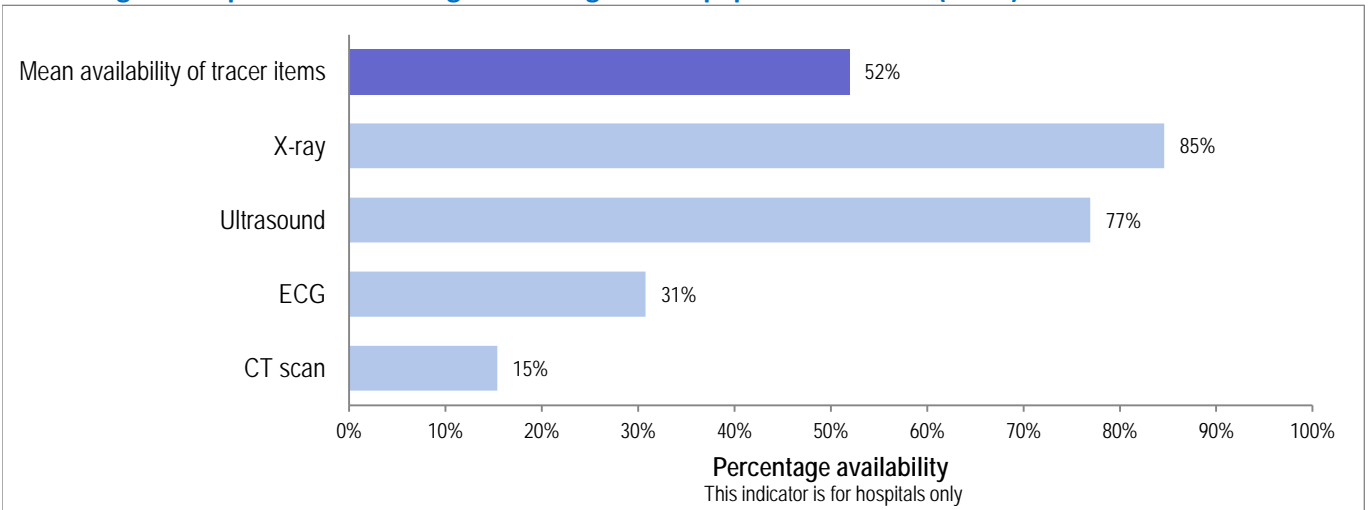
	Total
Mean availability of tracer items	71%
CSF/body fluid counts	100%
Gram stain	92%
Full blood count with differential	85%
Blood typing and cross match	85%
Urine dipstick with microscopy	85%
Liver function test	77%
Renal function test	77%
CD4 count and percentage	77%
Serum electrolytes	69%
Syphilis serology	69%
Cryptococcal antigen	54%
HIV antibody testing (ELISA)	0%

High level diagnostic equipment availability

Types of services offered

- X-ray
- ECG
- Ultrasound
- CT scan

Percentage of hospitals that have high level diagnostic equipment available (N=13)



Key results

- The thirteen hospitals reported to have high level diagnostic equipment available on average had two of the four tracer items (52%)
- The most commonly available high level diagnostic tools were x-ray (85%) and ultrasound (77%) equipment.

High level diagnostic equipment availability

DATA TABLES

Percentage of hospitals that have high level diagnostic equipment available (N=13)

	Total
Mean availability of tracer items	52%
X-ray	85%
Ultrasound	77%
ECG	31%
CT scan	15%

Percentage of hospitals that have high level diagnostic equipment available, by facility type and managing

	D076 Mean availability of tracer items
Total	52%
Facility type	
National/regional referral hospital	52%
General hospital and HC IV	
HC III	
HC II	
Managing authority	
Public	52%
Private	
Urban/Rural	
Urban	52%
Rural	

SARA methodology

The SARA 2013 is a follow-up of a similar survey from 2012. SARA 2013 was conducted in June 2013 to measure progress and to serve as a primary data source for the analytical report prepared for midterm review of the Uganda Health Sector Strategic and Investment Plan (HSSIP).

The survey is designed to generate a set of core indicators on key inputs and outputs of the health care system, which can be used to measure progress in health system strengthening over time. Tracer indicators aim to provide objective information about whether or not a facility meets the required conditions to support provision of basic or specific services with a consistent level of quality and quantity.

A sample of 233 health facilities (including both public and private sector facilities) in ten districts, plus all regional referral hospitals were selected for inclusion in the survey, to obtain a snapshot of service readiness and data quality across the country.

The field staff was trained in May 2013 on the data collection methodology, questionnaire content, and electronic data collection tools. Field work took place over a period of three weeks in June 2013. All results were weighted to reflect the distribution of health facilities in the country. The 2013 sample is sufficiently large to allow the disaggregation of results by facility type and managing authority (public/private).

The table below shows the key characteristics of the facilities covered in the assessment. There were 209 facilities included in the final data set for the analysis: 11 facilities were not functional or closed, 12 facilities could not be found, and 1 facility refused consent to participate.

Key characteristics of the 2013 SARA sample

	Total number of facilities	Number of facilities in sample
Facility type		
Regional referral hospital	13	13
General hospital/HC IV	282	34
HC III	1279	68
HC II	3603	94
Managing authority		
Public	2863	138
Private (PFP and PNFP)	2362	71
Zone (District)		
Central 1 (Lyantonde)	12 districts in zone 28 facilities in district	12 facilities selected
Central 2 (Luwero)	11 districts in zone 65 facilities in district	31 facilities selected
Eastern (Soroti)	21 districts in zone 31 facilities in district	15 facilities selected
Eastern Central (Bugiri)	11 districts in zone 50 facilities in district	21 facilities selected
West (Kabarole)	12 districts in zone 60 facilities in district	29 facilities selected
South West (Kisoro)	14 districts in zone 35 facilities in district	18 facilities selected
North (Lamwo)	15 districts in zone 23 facilities in district	11 facilities selected
West Nile (Zombo)	8 districts in zone 19 facilities in district	11 facilities selected
Karamoja (Napak)	7 districts in zone 12 facilities in district	12 facilities selected
Kampala	1 district in zone 1391 facilities in district	38 facilities selected
Total	5225	209

