



MINISTRY OF HEALTH, UGANDA
Weekly Malaria Status-Week 26, 2021
WEEK 23RD-26TH MAY 2021



The weekly malaria status update is produced by National Malaria Control Division on weekly basis to guide in planning. This status update uses weekly surveillance data.

Highlights

The reporting rate decreased from 72.2% in this week to 72.9% in last week.

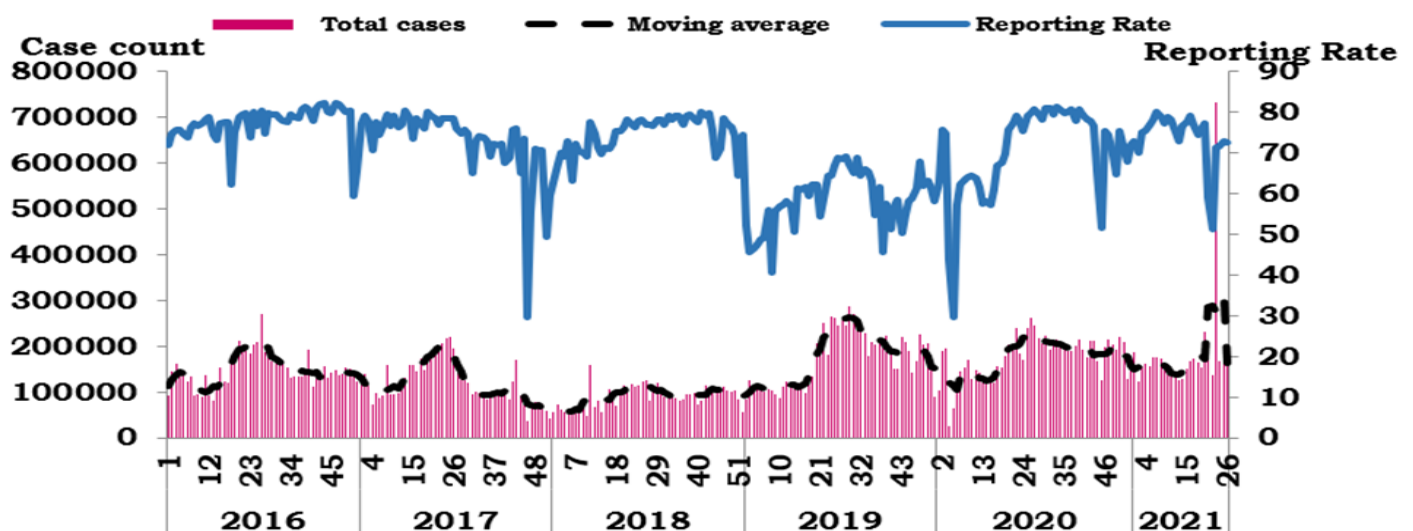
A total of 156,300 malaria confirmed cases were reported, a decrease by 5.2% from 164,913 in the previous week.

Test positivity rate this week was 50.1% compared to 49.8% last week. The highest Test positivity rates were reported in Nabilatuk (71.0%), Yumbe (71.5%), Maracha (71.1%), Oyam (69.1%). Kamuli (68.5%), Namayingo 68.4%), and Otuke (68.2%).

There were 13 malaria deaths this week compared to 26 malaria deaths in the previous week. Apac (1), Kiboga (1), Kikuube (2), Manafa (1), Mbale (2), Mubende (2), Ntungamo (1), and Yumbe (3)

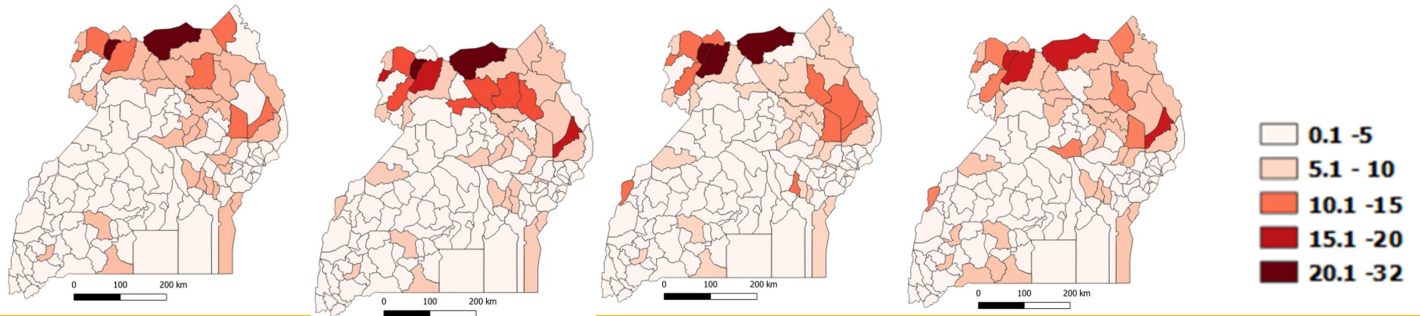
This week, 56(41.2%), 48(35.3%) and 32(23.5%) districts had over stock, adequate and low ACT stock respectively, 15(11.0%), 64(47.8%), 56(41.2%) districts had overstock, adequate and low RDT stock respectively .

Trends in the national malaria cases and reporting rates



This week, a total of 156,300 malaria confirmed cases were reported, a decrease by 5.2% from 164,913 in the previous week. In the same week last year, 264,004 cases were reported

Trends of Confirmed Malaria Incidence/1000 population



Week 23 2021

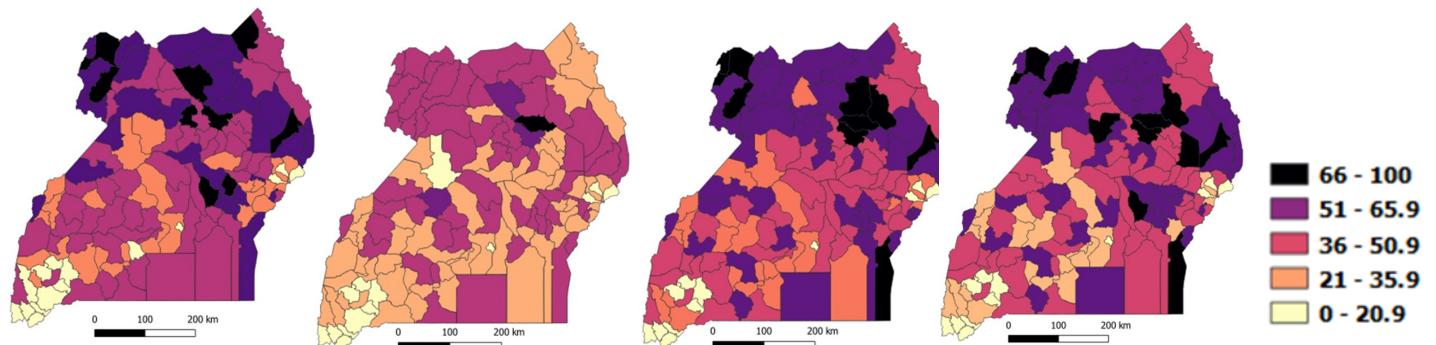
Week 24 2021

Week 25 2021

Week 26 2021

Malaria incidence decreased to 3.6/1000 this week from 3.8/1000 last week. The incidence in the same week last year was 5.7/1000. This week, malaria incidence was highest in Obongi (19.3), Nabilatuk (18.7), Lamwo (17.5), Adjumani (16.3), Maracha (15.0) and Katakwi (14.0).

Trends of Malaria Test Positivity rate



Week 23 2021

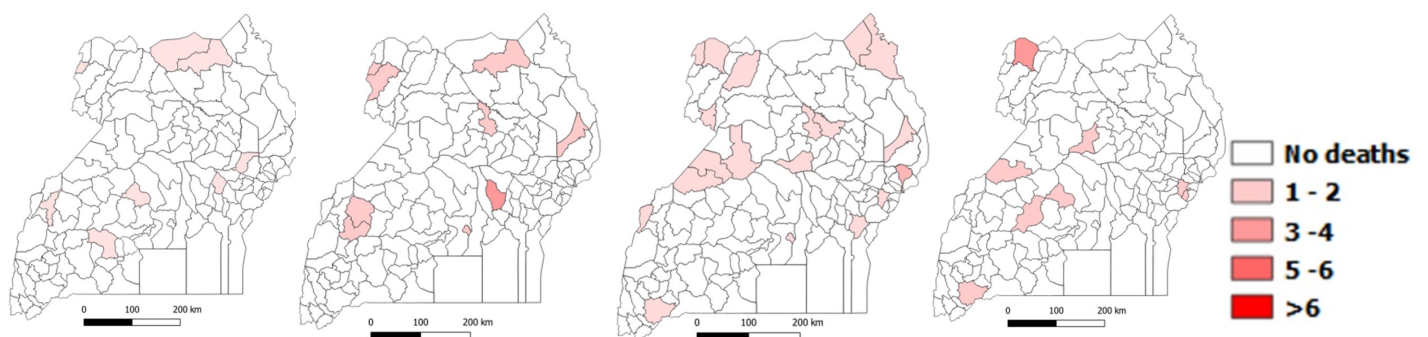
Week 24 2021

Week 25 2021

Week 26 2021

Test positivity rate this week was 50.1% compared to 49.8% last week. The highest Test positivity rates were reported in Nabilatuk (71.0%), Yumbe (71.5%), Maracha (71.1%), Oyam (69.1%), Kamuli (68.5%), Namayingo (68.4%), and Otuke (68.2%).

Trends of Malaria Deaths



Week 23 2021

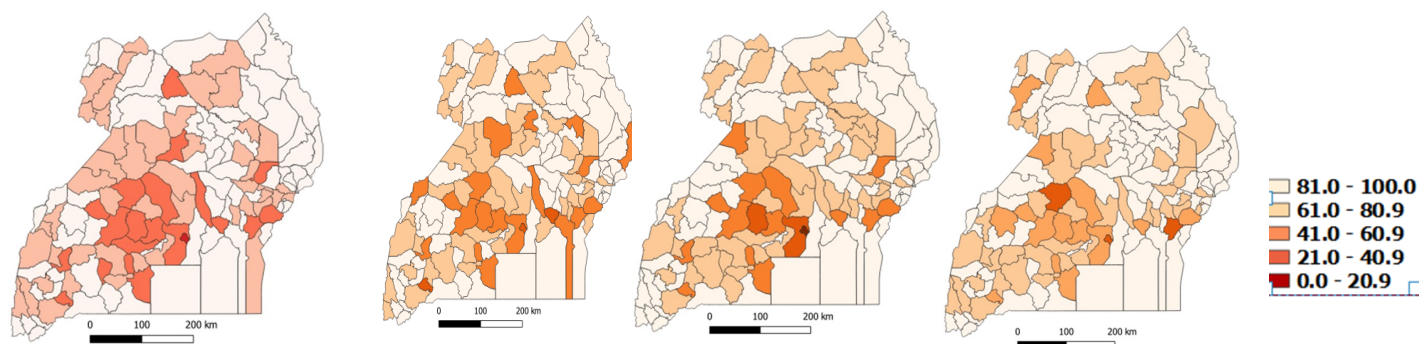
Week 24 2021

Week 25 2021

Week 26 2021

There were 13 malaria deaths this week compared to 26 malaria deaths in the previous week. Apac (1), Kiboga (1), Kikuube (2), Manafa (1), Mbale (2), Mubende (2), Ntungamo (1), and Yumbe (3)

Reporting Rates



Week 23 2021

Week 24 2021

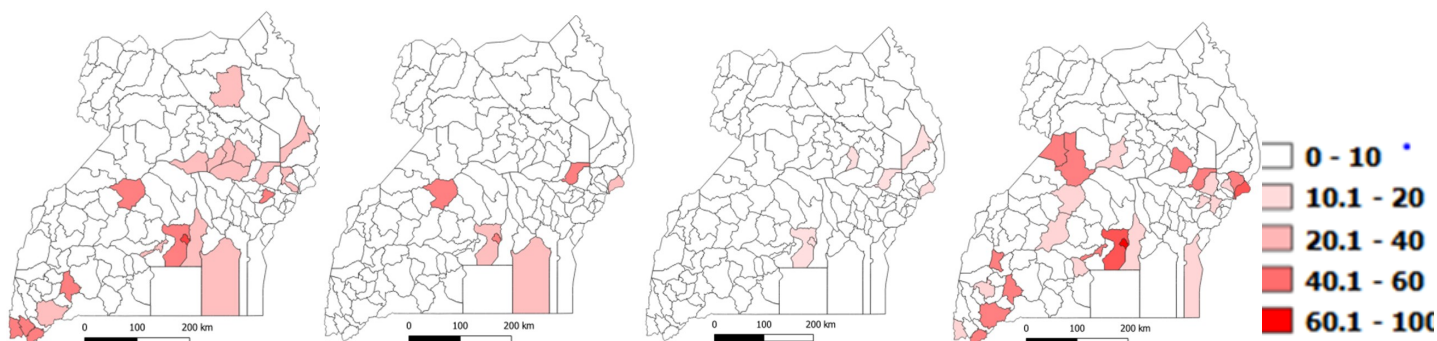
Week 25 2021

Week 26 2021

The National reporting rate decreased from 72.2% in this week to 72.9% in last week. Thirty two(23.5%) districts had 100% reporting rate compared to 25(18.4%) districts in the previous week.

The worst performing districts were Kampala (23.8%), Bugiri (28.8%), Kyankwanzi (37.5), Rwampara (42.1), Bukomansimbi (44.4%) and Jinja (44.7)

Test and Treat policy



Week 23 2021

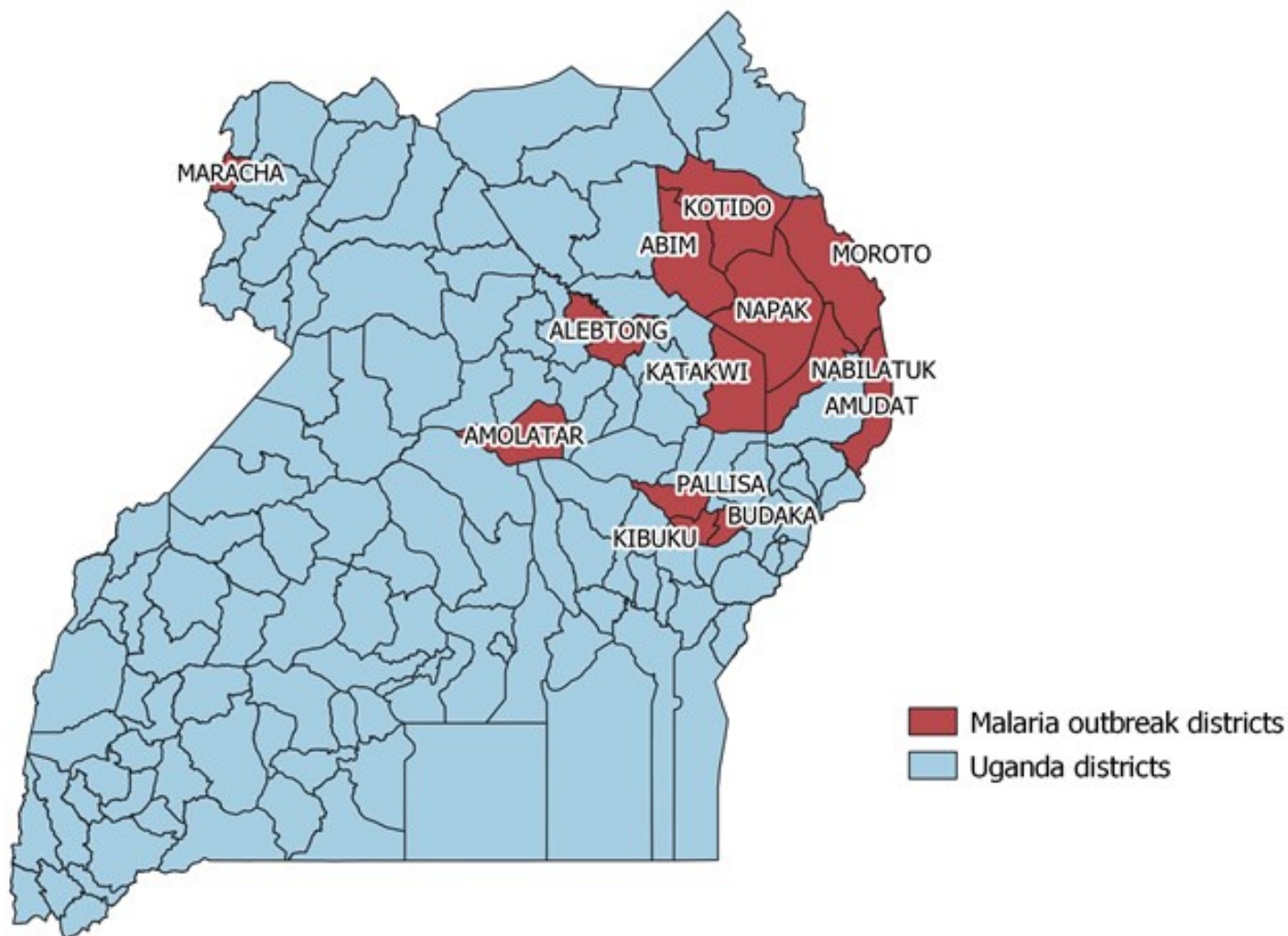
Week 24 2021

Week 25 2021

Week 26 2021

This week a total of 6,009 persons (3.8% of total treated) who tested negative for malaria were treated compared 5,471 persons (2.0% of total treated) negative cases who were treated in the previous week. The districts with the highest proportion of negative cases treated were Kampala (66.9%), Kalungu (40.0%), Wakiso (35.3%), Kabale (35.2%), Bukwo (34.2%), Sironko (22.9%), Mukono (18.9%) and Kumi (17.6%).

Districts with Malaria upsurge



The districts with the upsurge are ; Abim, Alebtong, Amolatar, Amudat, Budaka, Katakwi, Kibuuku, Kotido, Maracha, Moroto, Nabilatuk, Napak and Pallisa.

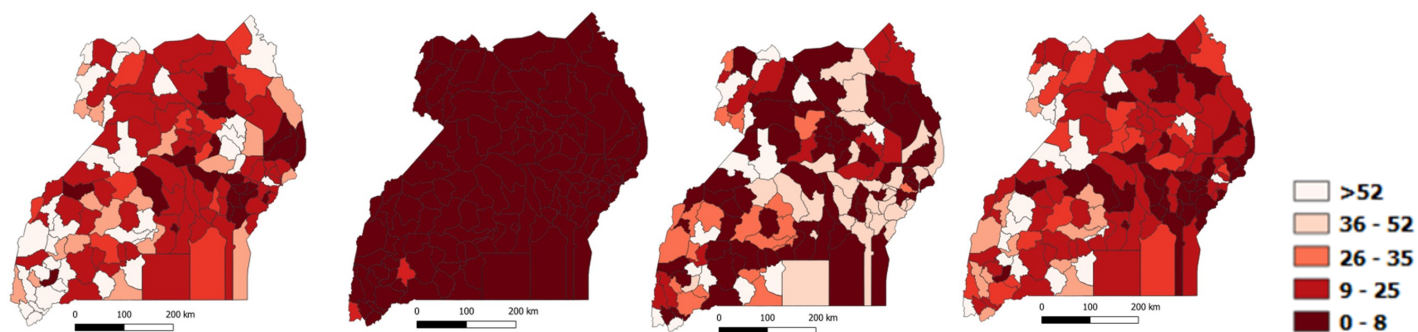
Activities of the week

- Cycle3 Seasonal Malaria Chemotherapy prevention administration activities started in Kotido and Moroto
- Mentorship of Private sector facilities and organisations is ongoing by NMCD and TASO

Malaria Deaths at Health Facility Level

District	Hospital	Deaths
Apac	Reproductive Health Uganda (Apac) HC II	1
Kiboga	Kiboga hospital	1
Kikuube	Maratatu HC III	1
Kikuube	Rwenyawawa HC III	1
Manafa	Wajo Medical centre	1
Mbale	Mbale RRH	2
Mubende	Muleete Community HC II	1
Mubende	Mubende RRH	1
Ntungamo	Itojo hospital	1
Yumbe	Ambelechu HC II	1
Yumbe	Kei HC III	1
Yumbe	Yumbe HC IV	1

ACT Stock availability by district



Week 23 2021

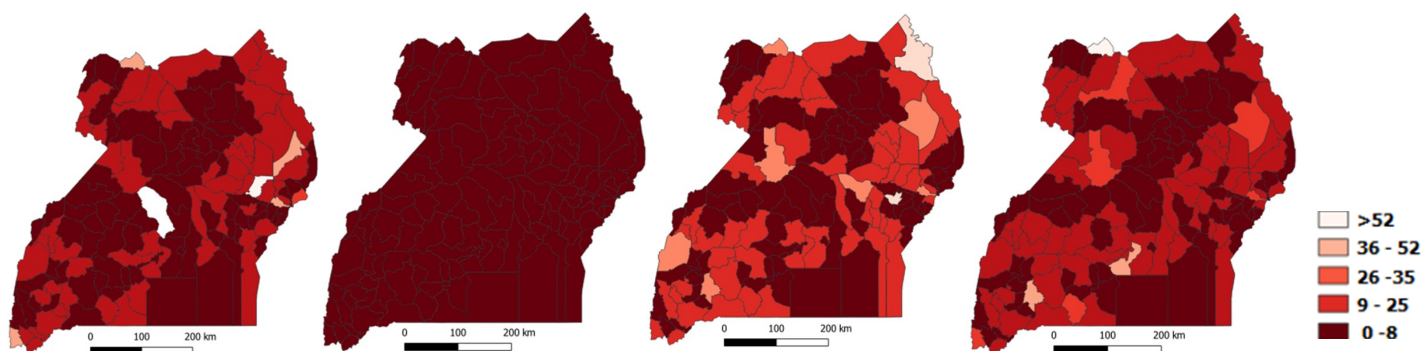
Week 24 2021

Week 25 2021

Week 26 2021

This week, 56(41.2%) districts had more than 20 weeks stock of ACT stock and 48 (35.3%) districts had 8-20 weeks of ACT stock. 32(23.5%) districts had less than 8 weeks of stock for ACTS this week. Some of the districts with less than 8 weeks of ACT stock this week were Budaka (0), Namutumba (0), Amudat (0), Bukedea (0), Bugiri (0), Butaleja (1), Nabilatuk (2) and Buyende (2).

RDT Stock availability by district



Week 23 2021

Week 24 2021

Week 25 2021

Week 26 2021

This week, 15 (11.0%) districts had more than 20 weeks of RDT stock same as 15 (11.0%) districts in the previous week. 65(47.8%) districts had 8-20 weeks of RDT stock and 56(41.2%) districts having less than 8 weeks of RDT stock. .

Districts with less than 8 weeks of RDT stock this week Dokolo (0), Manafa (1), Oyam (1), Bukomansimbi (1), Butebo (2), Butaleja (2), Kalungu (2) and Pader (2).

Key points from the week

- The reporting rate decreased from 72.2% in this week to 72.9% in last week.
- Malaria incidence decreased to 3.6/1000 this week from 3.8/1000 last week.
- Test positivity rate this week was 50.1% compared to 49.8% last week.
- A total of 156,300 malaria confirmed cases were reported, a decrease by 5.2% from the previous week.

Recommendations

- DHT, National Medical Stores and NMCD should urgently support districts with ACT and RDT.
- Hospitals with reported deaths should carry out mortality audit
- The Biostatisticians should support the lower health facilities on data quality
- NMCD and DHT should support and mentor staff in facilities in districts that have high proportion of negative cases treated to follow the test and treat policy.

For further information please contact any of the following:

Jimmy OPIGO

PM NMCP/MoH

opigojimmy@gmail.com

Damian RUTAZANA

NMCP/MOH

damianamanya@gmail.com

Daniel KYABAYINZE

NMCP/MOH

Kyabayinnzed@gmail.com

Paul Mbaka

Assistant Commissioner

DHI

Alice Asio

NMCP/MOH

asioalice77@gmail.com

Patricia Thiwe

NMCP/MOH

thiwepat@gmail.com