



**MINISTRY OF HEALTH, UGANDA**  
**Weekly Malaria Status-Week 24, 2021**  
**WEEK 21<sup>ST</sup>-24<sup>TH</sup> MAY 2021**



*The weekly malaria status update is produced by National Malaria Control Division on weekly basis to guide in planning. This status update uses weekly surveillance data.*

## Highlights

The reporting rate decreased to 71.6% in this week from 71.9% in last week. .

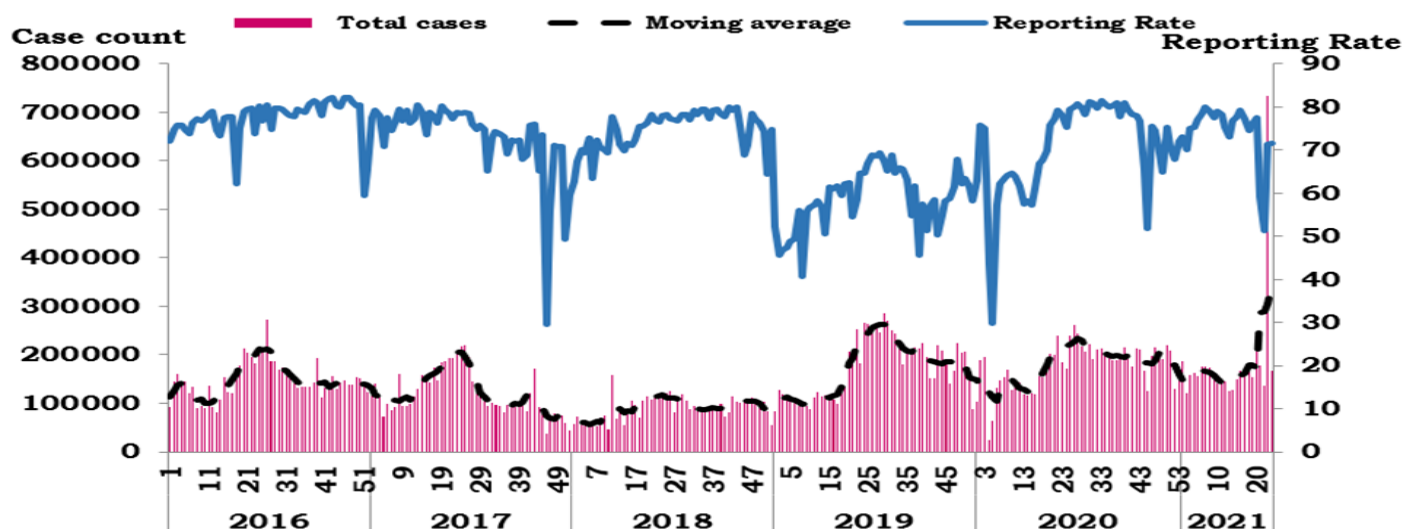
A total of 167,291 malaria confirmed cases were reported, a decrease by 77.2% from the previous week.

Test positivity rate this week was 49.3% compared to 47.3% last week. The highest Test positivity rates were reported in Otuke (66.3%), Kyankwanzi (53.0%), Alebtong (52.2%) , Pader (51.7%), Manafa (50.1%), Kole (49.8%) and Kitgum (47.2%).

There were 15 malaria deaths this week compared to 12 malaria deaths in the previous week. Arua (1), Kamuli (3), Kamwenge (1), Kitgum (2), Kyenjojo (2), Maracha (2), and Nabilatuk (2)

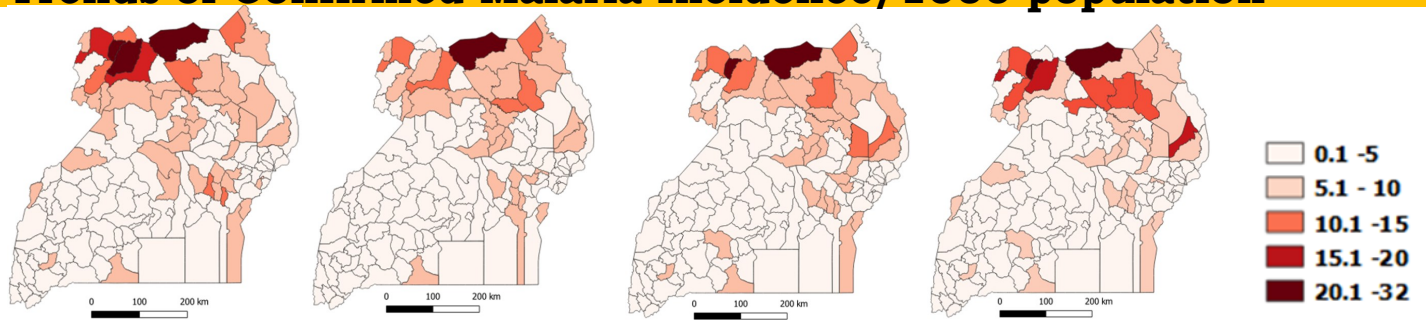
This week, 0(0%), 2(1.5%) and 134(98.5%) districts had over stock, adequate and low ACT stock respectively, all districts had less than 8 weeks of RDT stock.

## Trends in the national malaria cases and reporting rates



This week, a total of 167,291 malaria confirmed cases were reported, a decrease by 77.2% from 732,867 in the previous week. In the same week last year, 173,978 cases were reported

## Trends of Confirmed Malaria Incidence/1000 population



**Week 21 2021**

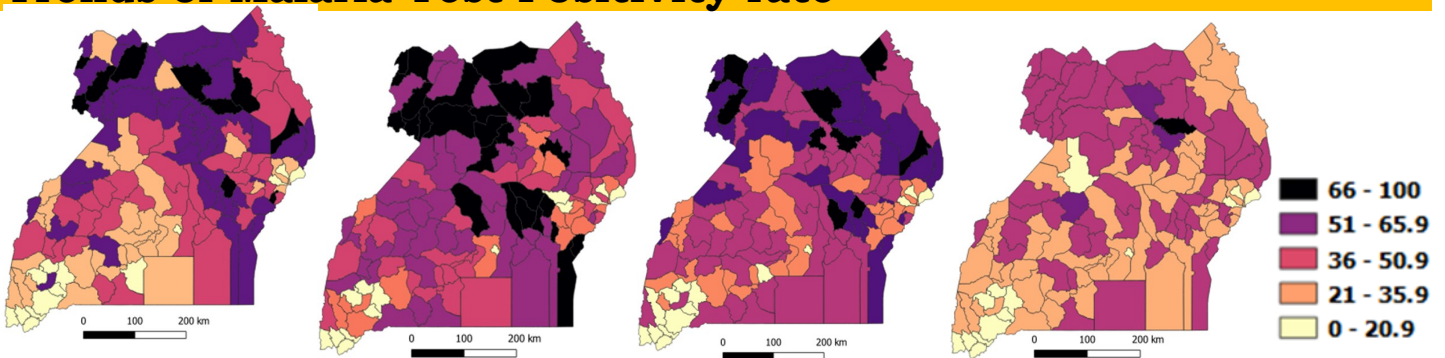
**Week 22 2021**

**Week 23 2021**

**Week 24 2021**

Malaria incidence increased from 3.3/1000 last week to 3.8/1000 this week. The incidence in the same week last year was 4.2/1000. This week, malaria incidence was highest in Obongi (25.3), Lamwo (23.3), Nabilatuk (18.7), Maracha (17.3), Adjumani (17.0), Abim (13.7), Yumbe (13.6) and Agago (13.4)

## Trends of Malaria Test Positivity rate



**Week 21 2021**

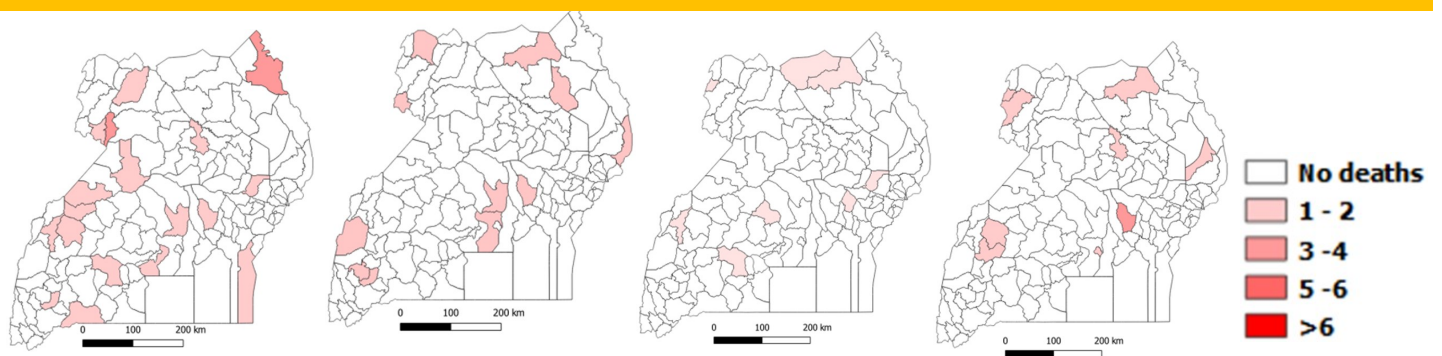
**Week 22 2021**

**Week 23 2021**

**Week 24 2021**

Test positivity rate this week was 49.3% compared to 47.3% last week. The highest Test positivity rates were reported in Otuke (66.3%), Kyankwanzi (53.0%), Alebtong (52.2%), Pader (51.7%), Manafa (50.1%), Kole (49.8%) and Kitgum (47.2%).

## Trends of Malaria Deaths



**Week 21 2021**

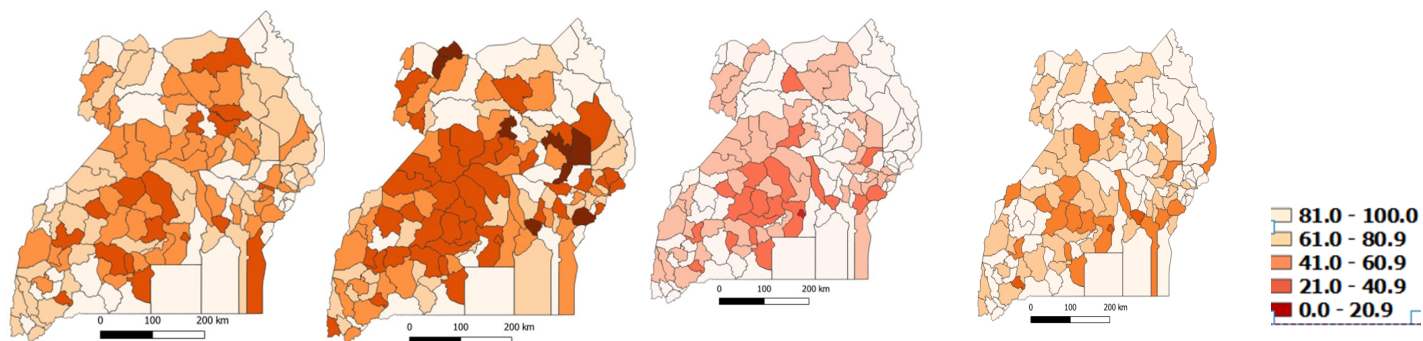
**Week 22 2021**

**Week 23 2021**

**Week 24 2021**

There were 15 malaria deaths this week compared to 12 malaria deaths in the previous week. Arua (1), Kamuli (3), Kamwenge (1), Kitgum (2), Kyenjojo (2), Maracha (2), and Nabilatuk (2)

## Reporting Rates



**Week 21 2021**

**Week 22 2021**

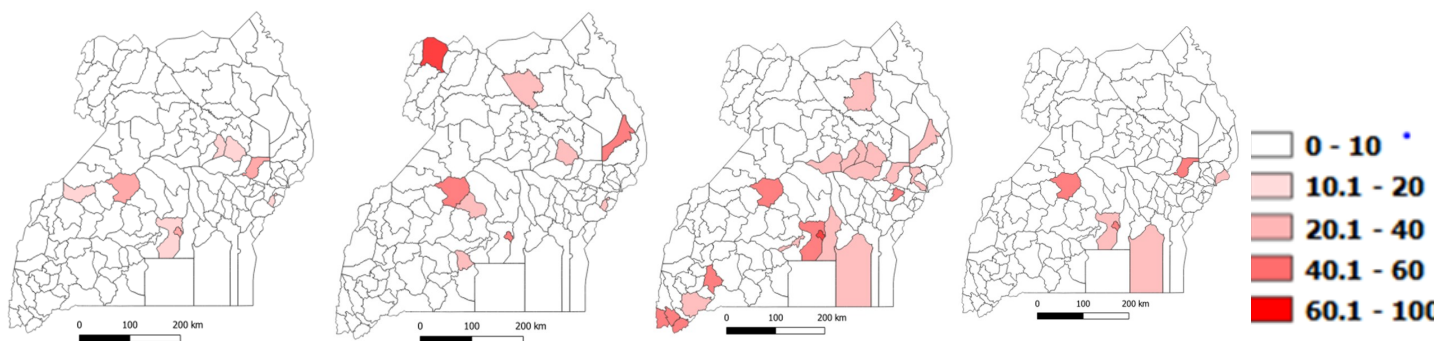
**Week 23 2021**

**Week 24 2021**

The National reporting rate decreased to 71.6% in this week from 71.9% in last week. Twenty four (17.6%) districts had 100% reporting rate compared to 22 (16.3%) districts in the previous week.

The worst performing districts were Kampala (22.4%), Rwampara (31.6%), Jinja (38.8%), Wakiso (41%), and Kibaale (42.3%)

## Test and Treat policy



**Week 21 2021**

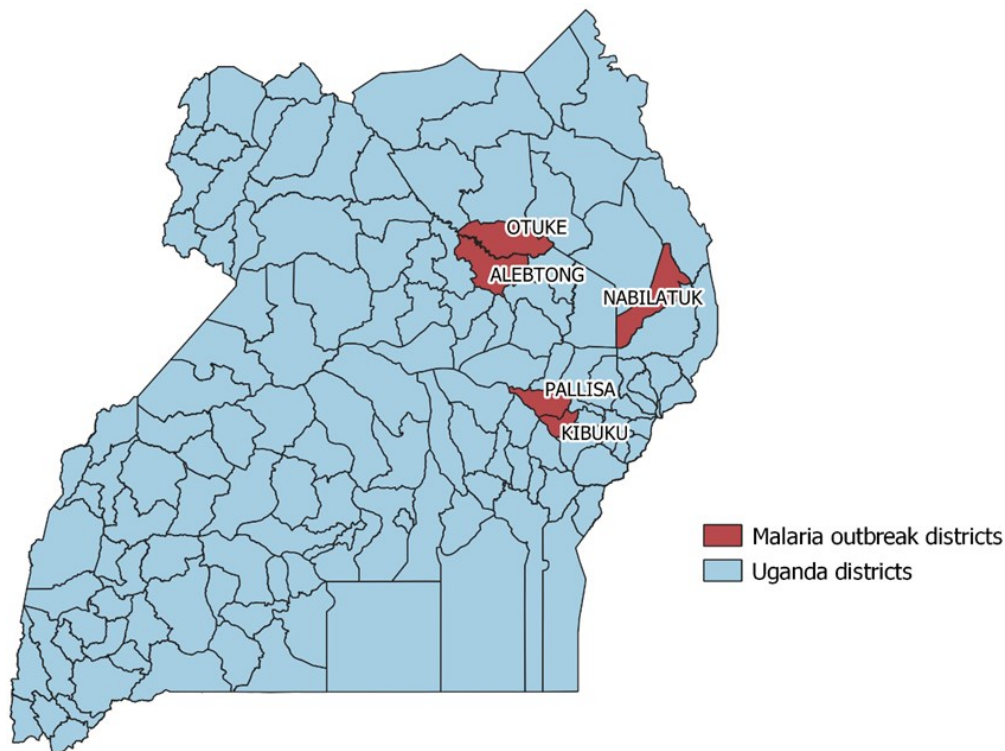
**Week 22 2021**

**Week 23 2021**

**Week 24 2021**

This week a total of 6,542 persons (2.0% of total treated) who tested negative for malaria were treated compared 8,246 (5.6% of total treated) negative cases who were treated in the previous week. The districts with the highest proportion of negative cases treated were Kyankwanzi (21.8%), Kampala (21.0%), Kumi (20.1%), Buvuma (18.2%), Wakiso (15.5%), and Bukwo (14.9%).

**Districts with Malaria upsurge**



**The districts with the upsurge are ; Alebtong, Kibuuku, Nabilatuk, Otuke and Pallisa**

**Activities of the week**



A market vendor demonstrates how to use her net while at the market

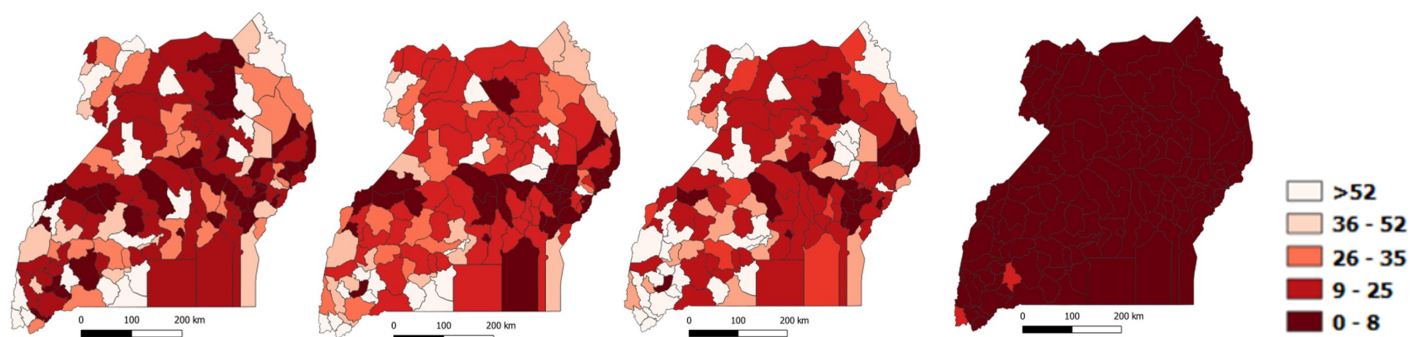


PM addressing journalists at launch of mosquito net distribution in Nakasero market

## ***Malaria Deaths at Health Facility Level***

<b>District</b>	<b>Health Facility</b>	<b>Deaths</b>
Arua	Arua RRH	1
Kamuli	Kamuli hospital	3
Kamwenge	Rwamwanja HC III	1
Kitgum	Kitgum Hospital	2
Kyenjonjo	St.Theresa Lisiex Rwibaale HC IV	2
Lira	Lira RRH	2
Maracha	St.Joseph Maracha hospital	1
Maracha	Yivu Abea HC III	1
Nabilatuk	Nabilatuk HC IV	2

## ACT Stock availability by district



**Week 21 2021**

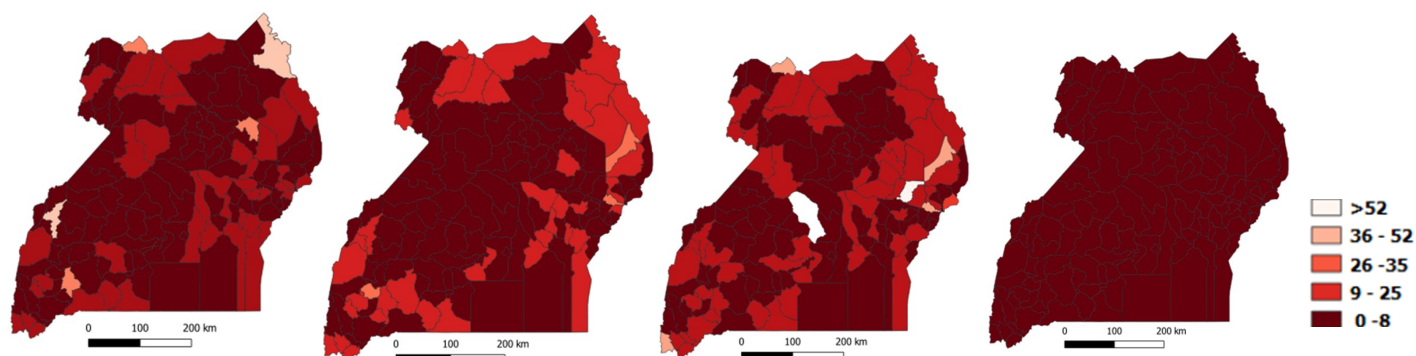
**Week 22 2021**

**Week 23 2021**

**Week 24 2021**

This week, zero(0%) districts had more than 20 weeks stock of ACT stock and 2 (1.5%) districts had 8-20 weeks of ACT stock. 134 (98.5%) districts had less than 8 weeks of stock for ACTS this week. Some of the districts with less than 8 weeks of ACT stock this week were Manafa (0), Otuke (0), Kole (0), Pader (00), Dokolo (0), Agago (0), Pakwach (0), Kalaki (0), Oyam (0) and Bukomansimbi (0)

## RDT Stock availability by district



**Week 21 2021**

**Week 22 2021**

**Week 23 2021**

**Week 24 2021**

This week, 0(0%) districts had more than 20 weeks of RDT stock compared to 11(8.1%) districts in the previous week. 0(0%) districts had 8-20 weeks of RDT stock and 136 (100%) districts having less than 8 weeks of RDT stock. .

Districts with less than 8 weeks of RDT stock this week Napak (0), Buvuma (0), Sheema (0), Rwampara (0), Rubanda (0), Buhweju (0), Kisoro (0) and Amuru (0)

## ***Key points from the week***

- The reporting rate decreased to 69.2% in this week from 71% in last week.
- Malaria incidence increased from 3.3/1000 last week to 3.8/1000 this week.
- Test positivity rate this week was 49.3% compared to 47.3% last week.
- A total of 167,291 malaria confirmed cases were reported, a decrease by 77.2% from the previous week.

## **Recommendations**

- DHT, National Medical Stores and NMCD should urgently support districts with ACT and RDT.
- District Biostatisticians need to improve on the quality of data reported.
- Kamuli hospital, Kitgum hospital and Nabilatuk HC IV should conduct mortality audit.
- NMCD and DHT should support and mentor staff in facilities in districts that have high proportion of negative cases treated to follow the test and treat policy.

**For further information please contact any of the following:**

**Jimmy OPIGO**

PM NMCP/MoH

opigojimmy@gmail.com

**Damian RUTAZANA**

NMCP/MOH

damianamanya@gmail.com

**Daniel KYABAYINZE**

NMCP/MOH

Kyabayinnzed@gmail.com

**Paul Mbaka**

Assistant Commissioner

DHI

**Alice Asio**

NMCP/MOH

asioalice77@gmail.com

**Patricia Thiwe**

NMCP/MOH

thiwepat@gmail.com