

WEEKLY MALARIA STATUS - UGANDA

WEEK2, 2019



The Uganda Weekly Malaria status update is produced by National Malaria Control Program, WHO Country Office and Uganda Malaria Surveillance Project on a weekly basis to guide planning. This Status update uses weekly surveillance data.

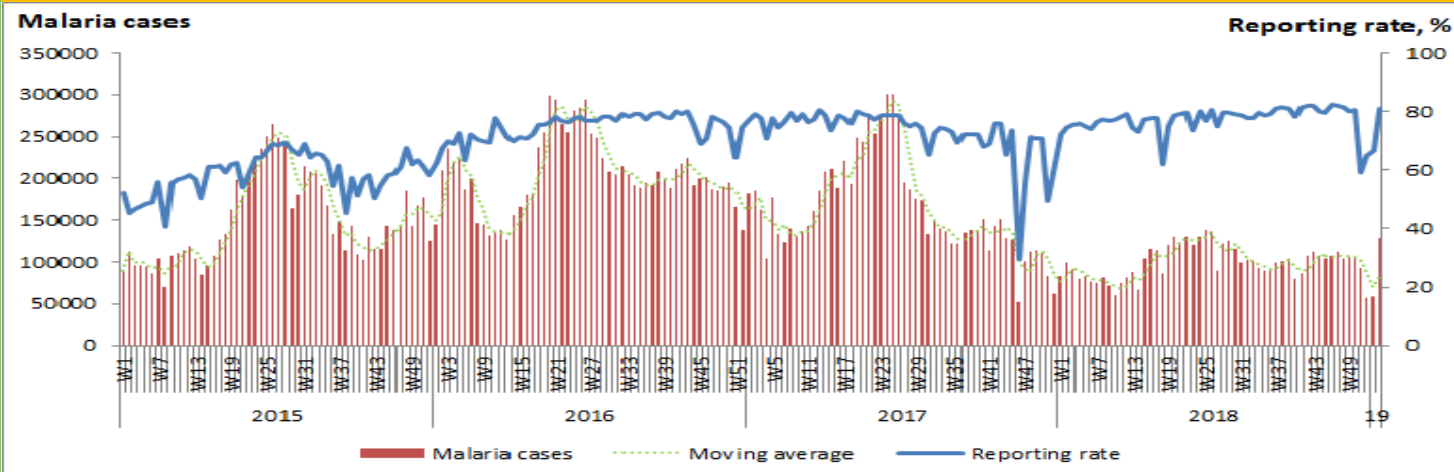
Highlights

- There was an increase in the reported malaria cases from 99,000 in 2018W2 as compared to 128,312 in 2019W2.
- Adjumani & Moyo Districts with confirmed incidence rates ≥ 20 cases/1,000 population topped 9 other districts with incidence >10 cases/1,000
- In 23% (29/128) of districts at least 50% of patients tested were positive for malaria
- There were 15 malaria-related deaths this week from 10 districts. Kaliro Community Health Center III, Angal St. Luke Hospital and Mission Health Center III reported at least one malaria-related death for the second week running

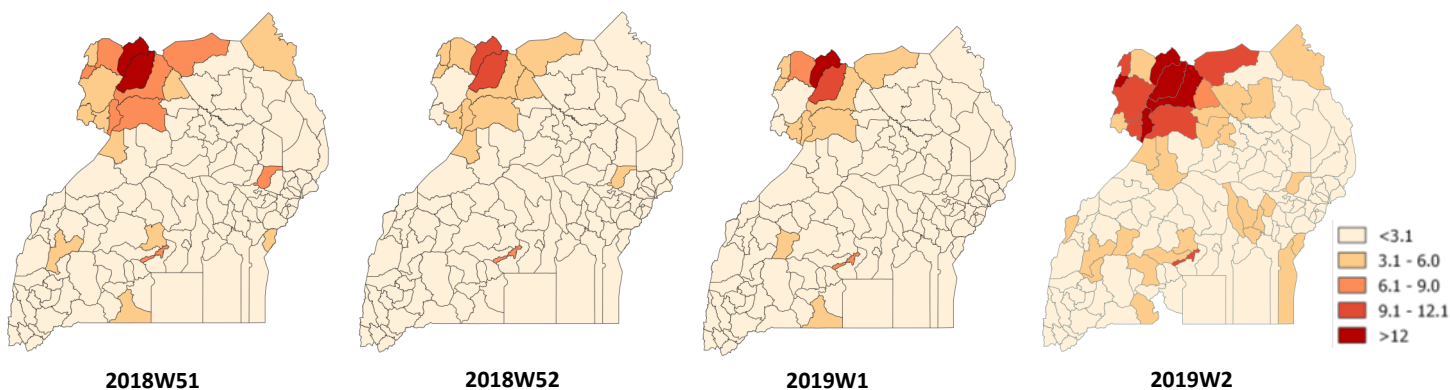


Signing of MoU for Larviciding between Ministry of Health and Egyptian government on 21st January 2019

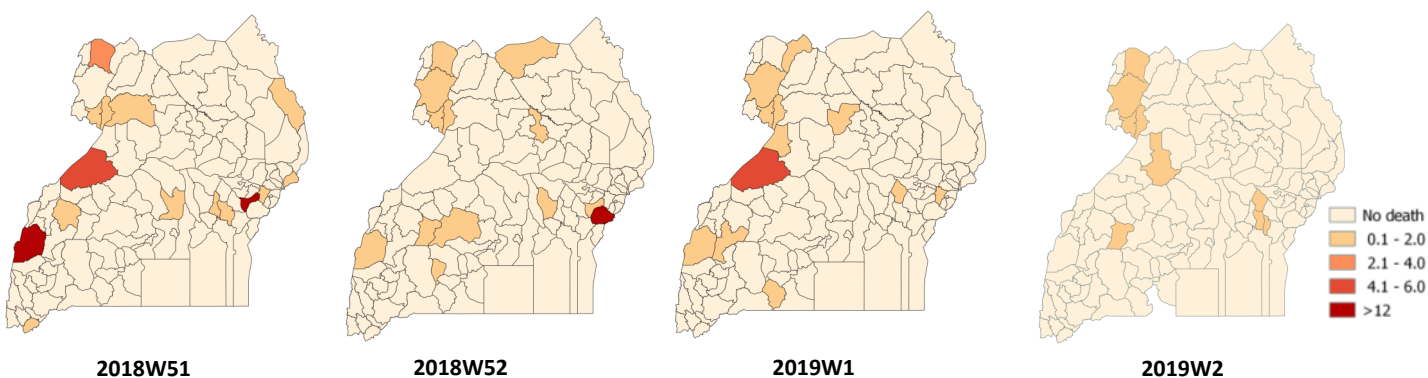
Trends in Malaria reporting rates



Trends in Weekly Confirmed Incidence of Malaria (Cases/1,000 population)



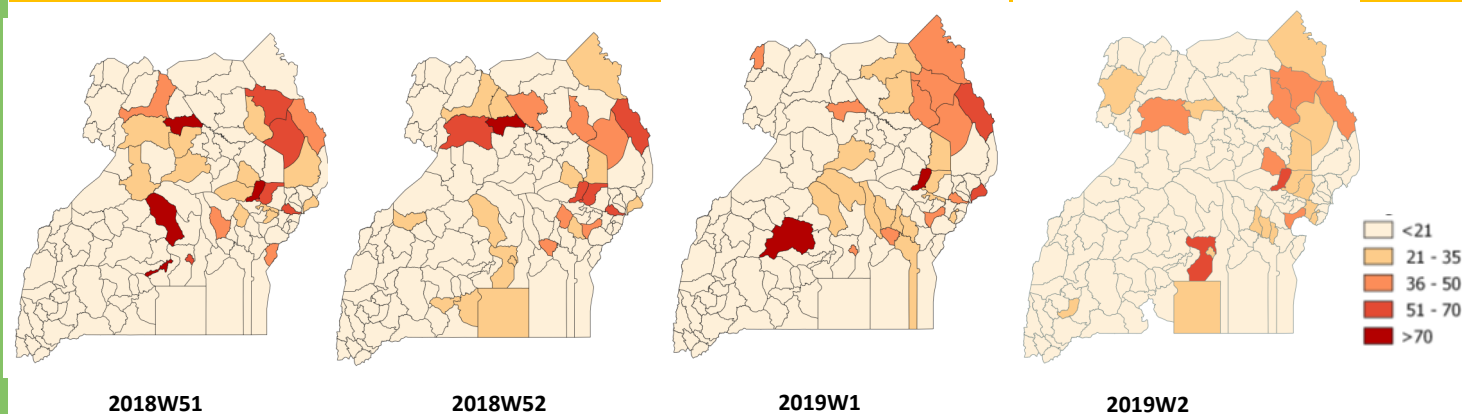
Trends in Weekly Malaria Deaths



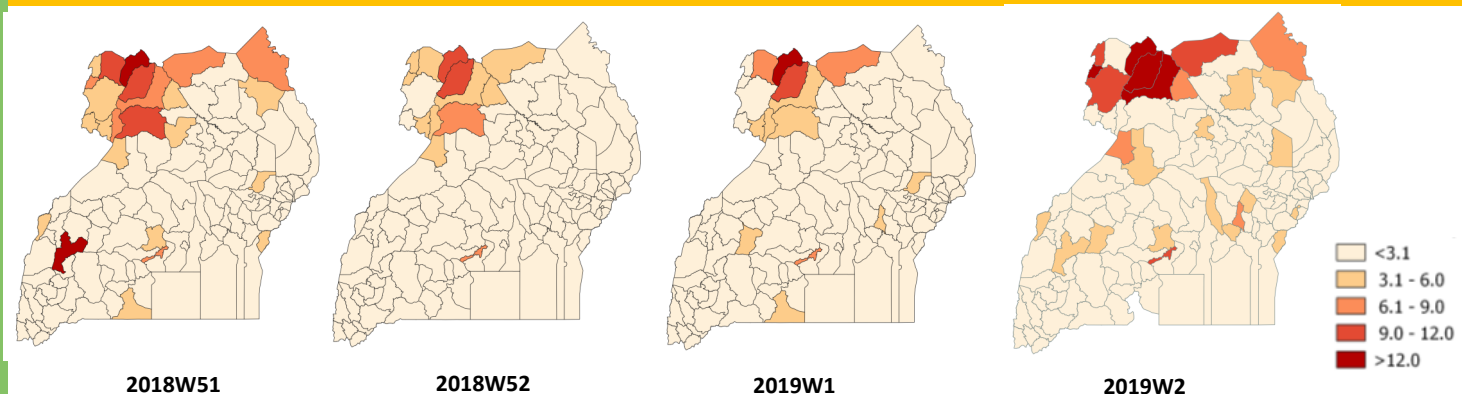
Malaria Deaths at Health Facility Level

District	Health facility	Number
Arua District	Arua Regional Referral Hospital	1
Iganga District	Iganga Hospital	2
Kaliro District	Community Health Center III	2
Kikuube District	Kyangwali Health Center IV	1
Kyegegwa District	Bujubuli Health Center III	1
Masindi District	Masindi Hospital	2
Yumbe District	Yumbe Health Center IV	1
	Kulikulinga Health Center III	1
Nebbi District	Angal St. Luke Hospital	2
Pakwach District	Pakwach Mission Health Center III	1
Kyotera District	Bikira Maria Health Center III	1

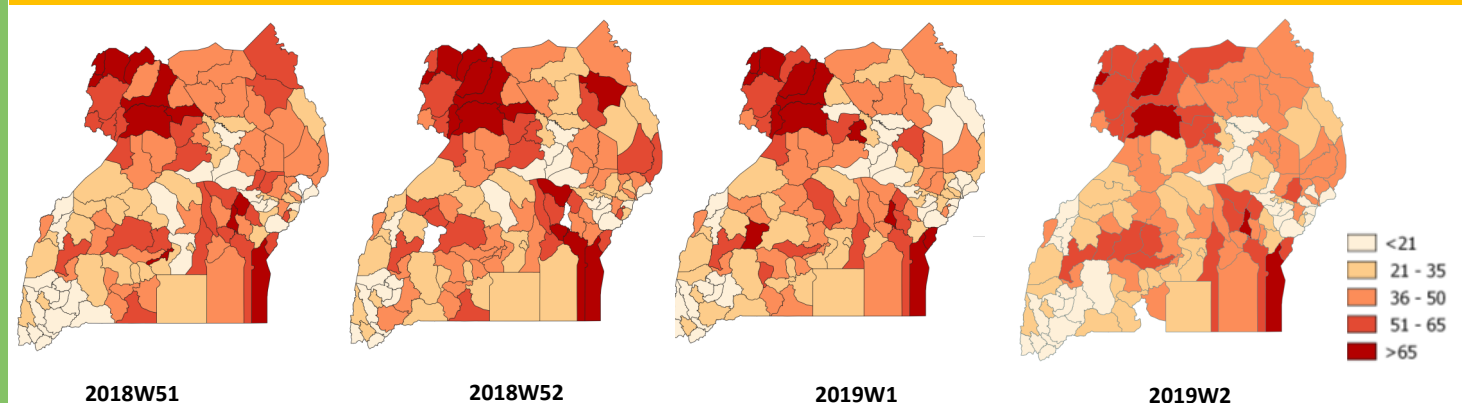
Percentage of Test Negatives Treated



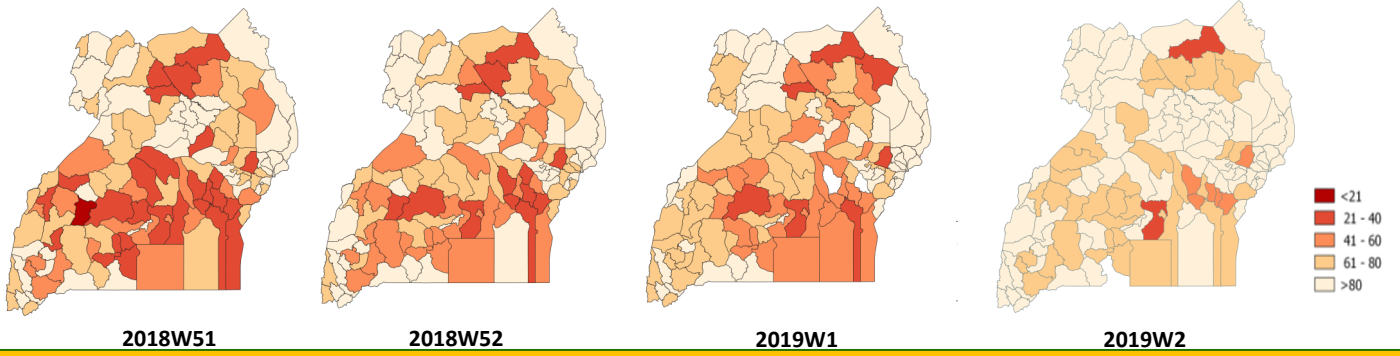
Trends in Weekly Total Incidence of Malaria (Cases/1,000 population)



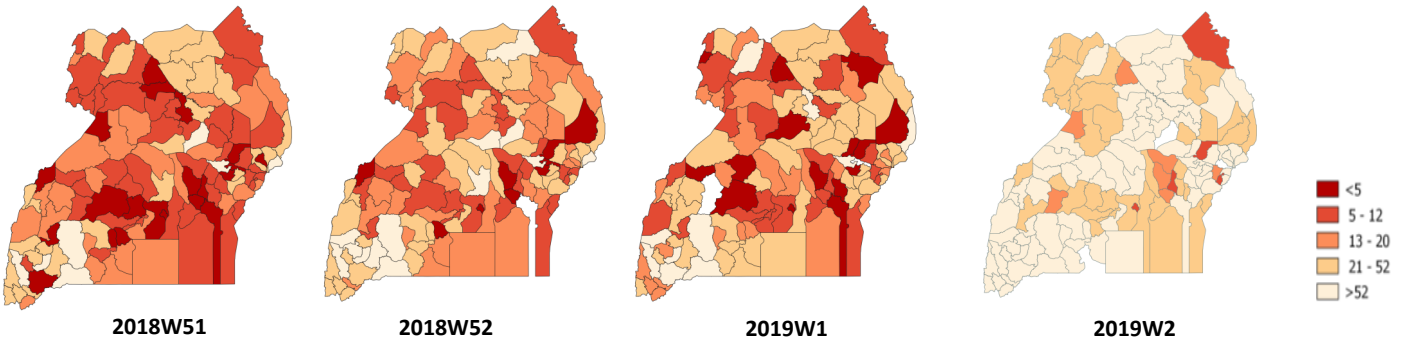
Trends in Malaria Test Positivity Rate



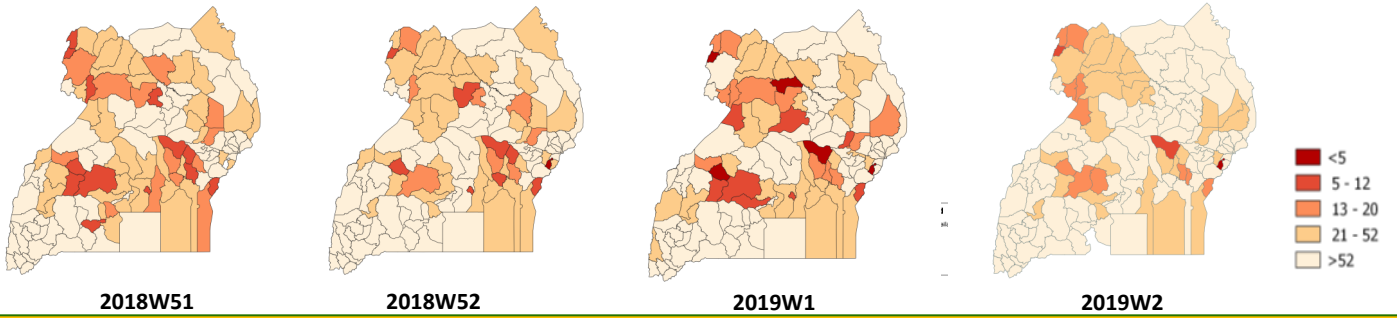
Reporting Rates



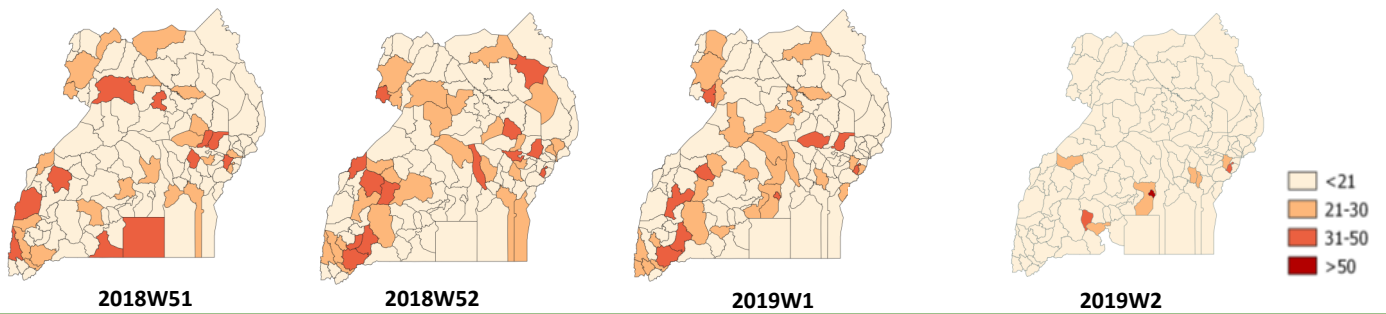
RDT stock availability by district



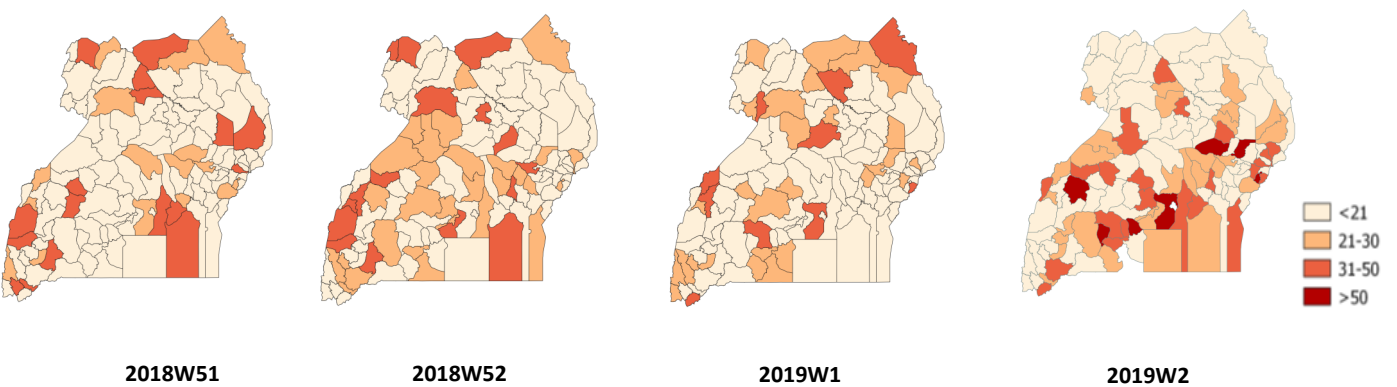
ACTs stock availability by district



Proportion of facilities reporting ACT stock outs



Proportion of facilities reporting RDT stockouts



Continues...

Details of the malaria situation this week

- ◆ High confirmed malaria incidence continues in the West Nile region., especially Adjumani, Moyo and Yumbe Districts. Parts of Acholi region, including Lamwo, Amuru and Nwoya Districts also have high malaria incidence rates. Southwards, Butambala District also had incidence rates >10 cases per 1,000 population.
- ◆ Malaria-related deaths have continued in particular districts where they have usually occurred. This week, Yumbe, Iganga, Kaliro, and Nebbi reported 2 deaths each
- ◆ The reporting rate improved by 22%, a recovery from the low reporting rate in the Christmas period
- ◆ Tororo, Wakiso, Bukwo and Ngora Districts treated with ACTs atleast 50% of patients who were tested negative for malaria. About 16% of districts strictly adhered to issuing antimalarials to patients who had tested positive for malaria
- ◆ In 23% of districts, at least 50% of patients tested were positive for malaria; In Luuka, Maracha, Namayingo and Lamwo Districts, TPR was >65%
- ◆ Only Maracha and Manafwa Districts have ACT stocks to last them <10 weeks
- ◆ Kampala District had the largest proportion (67%) of health facilities reporting ACT stockouts. This is followed by Lwengo, Lyantonde and Manafwa Districts, with at least 30%
- ◆ Kampala, Kalungu, Kumi, Kyenjojo, Lyantonde, Manafwa, Namisindwa, Serere, Soroti, and Wakiso Districts reported over 50% of facilities stocked out for RDTs

Recommendations

- ◆ MAPD Project and District Health Teams to investigate malaria deaths registered in Arua, Packwach, Yumbe, Nebbi, Kyegegwa, Kyotera Kikuube and Masindi districts
- ◆ RHITES-E project and Kaliro District Health team to investigate death reported from community Health center
- ◆ Butambala DHT and MAPD to investigate consistently high Test Positivity rates in the district
- ◆ Malaria Control Programme to support Kaabong Districts with Malaria Rapid Diagnostic tests, Maracha with ACT.

For further information please contact any of the following:

Jimmy OPIGO

PM NMCP/MoH

opigojimmy@gmail.com

Daniel KYABAYINZE

NMCP/MoH.

kyabayinzed@gmail.com

Damian RUTAZAANA

NMCP/MoH

damianamanya@gmail.com

Monica NABATANZI

Data Analyst, NMCP

mnabatanzi@uhsc.ug

Denis OKETHWANGU

NMCP/MoH

Miriam NANYUNJA

WHO-NPO/DPC

nanyunjam@who.int

Bayo S FATUNMBI

WHO-IPO/MAL

fatunmbib@who.int

Paul MBAKA

WHO-NPO/AHO

mbakap@who.int

Charles KATUREEBE

WHO-NPO/MAL

katureebe@who.int