



Ministry of Health Uganda

Weekly Epidemiological Bulletin

Epidemiological Week 7

13th – 19th February 2017

Highlights of the Week

- ☞ Reporting rate was 81.3% with 61.7% of the districts attaining the national target of 80%
- ☞ No district had $\leq 40\%$ of their health facilities reporting this week.
- ☞ Twenty five (25) suspected measles cases reported in Jinja, Butaleja, Kamuli, Buvuma and Wakiso
- ☞ Suspected cholera outbreak still ongoing in Nebbi district
- ☞ Two AFP suspected cases reported from Adjumani and Mpigi
- ☞ Malaria leading cause of morbidity nationwide: 21 deaths in week 7

Table 1: Summary table of the priority disease and events in Week 7, 2017

Indicator	Week 7 2016	Week 6 2017	Week 7 2017
% of Districts reporting (n=116)	100	100	100
% of Health facilities reporting	75.4	79.3	81.3
Priority diseases	Cases (deaths)	Cases (deaths)	Cases (deaths)
AFP	2(0)	3(0)	2(0)
Animal bites	265(0)	263(0)	194(0)
Cholera	19(2)	15(0)	1(0)
Dysentery	938(2)	974(1)	966(1)
Guinea Worm	2(0)	0(0)	0(0)
Malaria	199264(58)	132106(43)	124112(21)
Measles	55(0)	30(0)	38(0)
Bacterial Meningitis	5(2)	2(1)	4(0)
NNT	0(0)	0(0)	0(0)
Plague	0(0)	0(0)	0(0)
Typhoid	1867(7)	1249(2)	1391(1)
MDR TB	18(1)	17(0)	7(0)
Human Influenza samples (lab confirmed/Samples tested)	-	0(0)	-

Completeness of Reporting

During Week 7 of 2017, the proportion of health facilities that reported was 81.3% reflecting a 7.8% increase in reporting rate in comparison to the same week in 2016. Only 11.2% (13/116) districts had 100% of their health facilities reporting and 61.2% (71/116) of the districts achieved the national target of 80% (**Figure 1 and 2**)

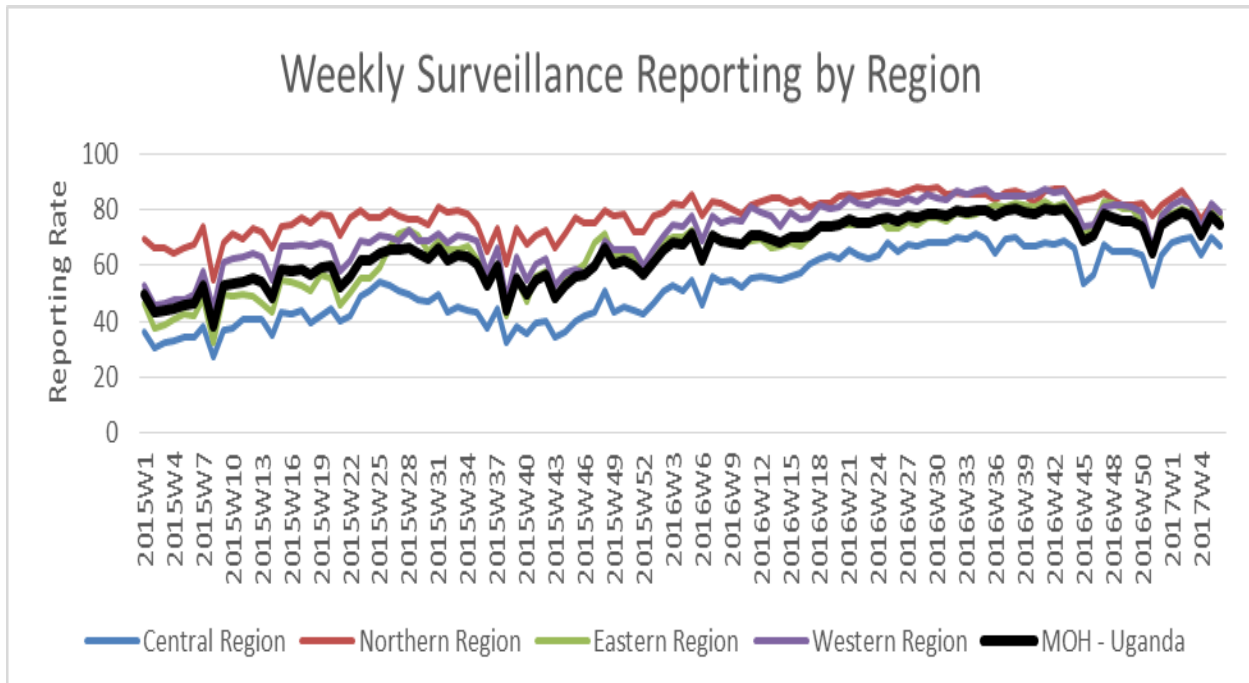


Figure 1: Figure showing weekly surveillance reporting rates by region in Week 7, 2017

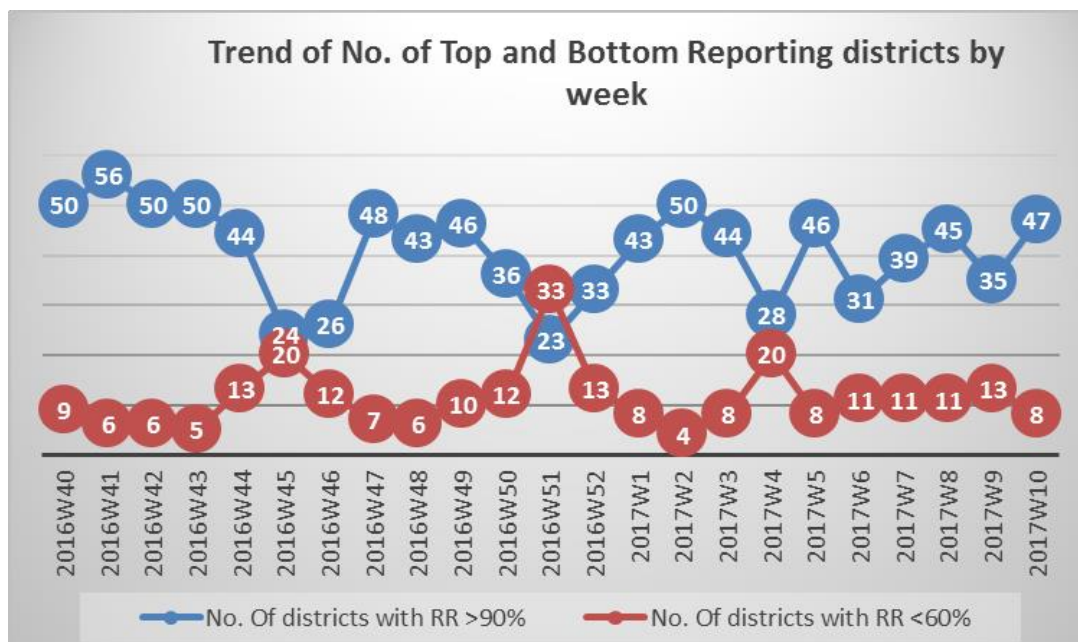


Figure 2: Figure showing trend of top and bottom reporting in Week 7, 2017

Disease outbreaks

Cholera: A total of one (1) suspected Cholera case was reported from Nebbi district, with no Cholera related deaths compared to 16 cases in week 6 of 2017.

Malaria: A total of 124,112 cases of Malaria with 21 deaths were reported in Week 7 of 2017 (CFR 0.02%). The malaria cases reported this week represent a 6.1% decrease in comparison to the previous week (**Figure 3**). Since week 1 2017, there has been a decrease in the number of malaria cases reported although some of the epidemic districts are still recording cases above the normal channel (**Figure 4&5**).

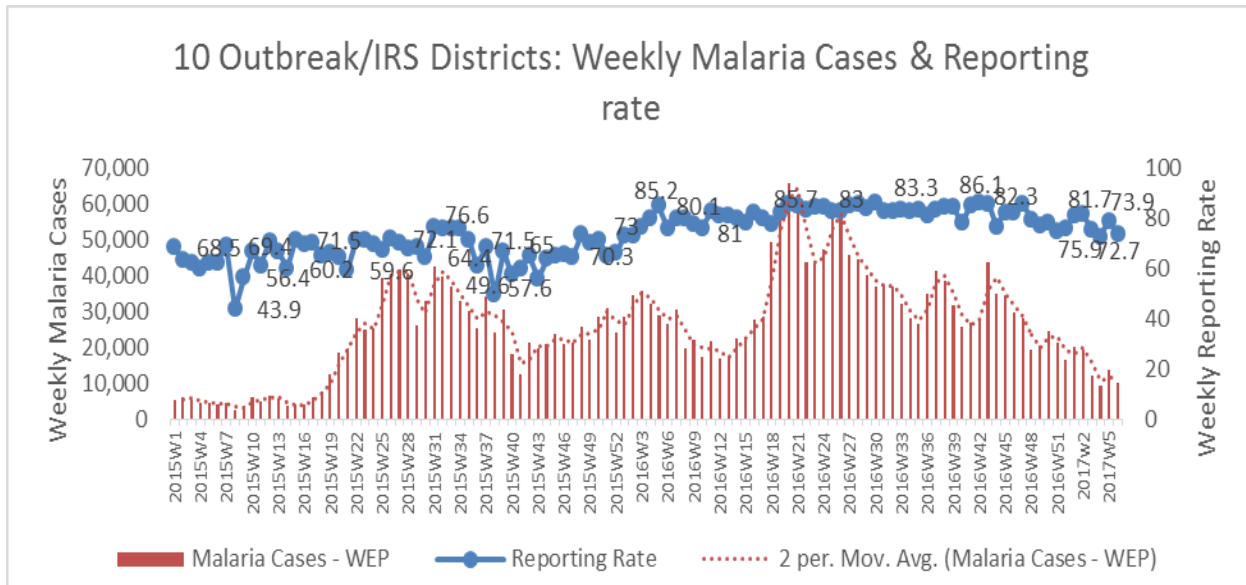


Figure 3: Number of malaria cases and reporting rates for the outbreak/IRS districts by Week 7 of 2017

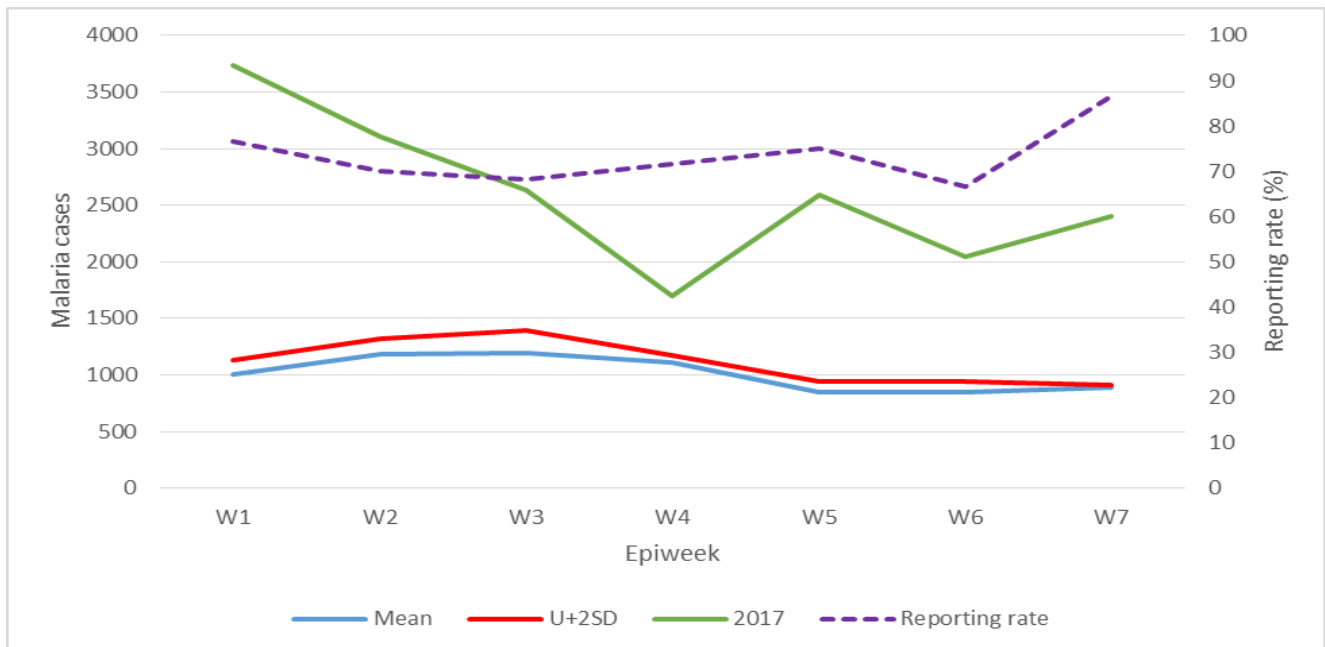


Figure 4: Malaria normal channel and reporting rates for Gulu district by Week 7 of 2017

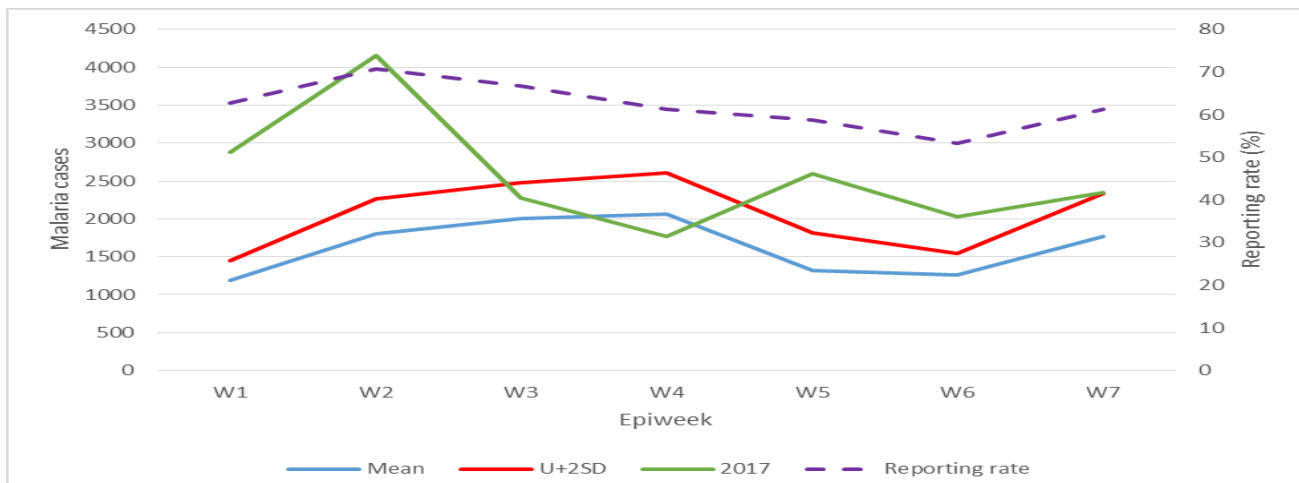


Figure 5: Malaria normal channel and reporting rates for Arua district by Week 7 of 2017

Measles: A total of 38 suspected cases of Measles were reported from 18 districts with no measles related death. Butaleja and Wakiso district reported the highest number of 6 cases each.

Typhoid fever: In Week 7 of 2017, 1391 cases of suspected typhoid fever were reported from 92 districts with 63% (58/92) of these districts being above the threshold of 5 cases. One Typhoid related death was reported from Kagadi district this week. Lyantonde district has consistently had the highest attack rate since the beginning of this year.

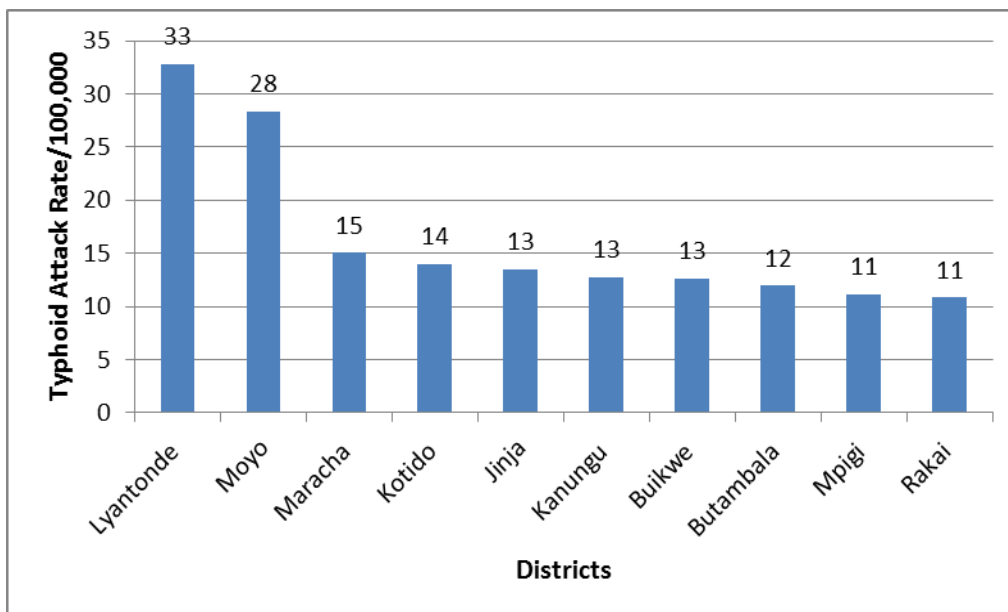


Figure 6: Graph showing Districts with Typhoid fever Attack Rate of $\geq 10/100,000$ in Week 7 of 2017

Influenza: Twenty eight (28) samples were received and processed by the Walter Reed Influenza Surveillance Project, one tested positive for Influenza subtype B. Heightened surveillance for Influenza has been maintained across the country, especially in the once affected districts of Kalangala, Wakiso and Masaka.

AFP: During this week, a total of two (2) AFP cases reported from two districts; Adjumani and Mpigi compared to 3 cases reported during the previous week. Only one district, Buhweju, has not yet reported at least one AFP case this year (Still silent).

Bacterial Meningitis: Four (4) suspected meningitis cases were recorded from Arua (2), Jinja(1) and Kibuku(1).

Neonatal Tetanus: There was no report of suspected case of NNT reported during Week 7 of 2017 across the country.

Maternal and Perinatal deaths: The lowest number of maternal death has been reported during this week since week 1, 2017. Three (3) maternal deaths were reported from 3 districts whereas ten (10) Perinatal deaths from 7 districts were reported in Week 7 of 2017 as shown in table 2 below;

Table 2: Summary table of Maternal and Perinatal deaths in Week 7, 2017

District	Facility	Maternal deaths	Perinatal deaths
Nebbi	Nebbi Hospital	0	1
Wakiso	Kisubi Hospital	0	1
Mpigi	Nkozi Hospital	1	1
Buyende	Kakooge HC II	0	1
Kayunga	Kayunga Hospital	1	2
Bushenyi	Kiu Teaching Hospital	0	2
Gulu	St. Mary's Hospital Lacor	1	2

Summary table for epidemiological reports received for Week 7 (13th– 19th February 2017)

(Numbers in brackets indicate deaths)

District	% HU Reporting	AFP	AEIs	Animal Bites	Bacterial Meningitis	Cholera	Dysentery	Guinea Worm	Malaria	Measles	NNT	Plague	Presumptive MDR TB	Typhoid Fever
Abim	60	0	0	0	0	0	5(0)	0	206(0)	0	0	0	0	0
Adjumani	94.3	1(0)	0	2(0)	0	0	24(0)	0	1,504(1)	0	0	0	0	0
Agago	75	0	0	0	0	0	22(0)	0	571(0)	0	0	0	0	0
Alebtong	94.7	0	0	0	0	0	4(0)	0	327(0)	0	0	0	0	7(0)
Amolatar	91.7	0	0	0	0	0	12(0)	0	410(0)	0	0	0	1(0)	10(0)
Amudat	100	0	0	1(0)	0	0	15(0)	0	171(0)	0	0	0	0	2(0)
Amuria	69.2	0	0	1(0)	0	0	2(0)	0	1,498(0)	0	0	0	0	3(0)
Amuru	78.1	0	0	1(0)	0	0	10(0)	0	935(0)	0	0	0	0	0
Apac	97.1	0	0	7(0)	0	0	1(0)	0	817(0)	0	0	0	0	0
Arua	61.3	0	0	1(0)	2(0)	0	21(0)	0	2,349(0)	0	0	0	0	63(0)
Budaka	73.3	0	0	0	0	0	3(0)	0	519(0)	0	0	0	0	1(0)
Bududa	93.3	0	0	2(0)	0	0	4(0)	0	796(1)	0	0	0	0	0
Bugiri	74	0	0	1(0)	0	0	16(0)	0	1,749(0)	0	0	0	0	24(0)
Buhweju	82.4	0	0	0	0	0	1(0)	0	99(0)	0	0	0	0	8(0)
Buikwe	83.6	0	0	2(0)	0	0	13(0)	0	2,280(0)	2(0)	0	0	0	55(0)
Bukedea	68.8	0	0	1(0)	0	0	1(0)	0	463(0)	0	0	0	0	4(0)
Bukomansimbi	100	0	0	0	0	0	1(0)	0	460(0)	0	0	0	0	3(0)
Bukwo	93.8	0	0	5(0)	0	0	22(0)	0	125(1)	0	0	0	0	2(0)
Bulambuli	84.2	0	0	0	0	0	1(0)	0	484(0)	0	0	0	0	0
Buliisa	100	0	0	0	0	0	3(0)	0	126(0)	0	0	0	0	7(0)
Bundibugyo	93.3	0	0	0	0	0	17(0)	0	1,715(0)	0	0	0	1(0)	14(0)
Bushenyi	92.1	0	0	3(0)	0	0	1(0)	0	804(0)	0	0	0	0	10(0)
Busia	58.6	0	0	0	0	0	2(0)	0	1,704(0)	0	0	0	0	14(0)
Butaleja	79.2	0	0	0	0	0	6(0)	0	430(0)	6(0)	0	0	0	0
Butambala	91.3	0	0	0	0	0	1(0)	0	853(0)	0	0	0	0	12(0)
Buvuma	81.8	0	0	1(0)	0	0	16(0)	0	258(1)	1(0)	0	0	0	4(0)
Buyende	77.3	0	0	0	0	0	12(0)	0	840(0)	0	0	0	0	2(0)
Dokolo	100	0	0	0	0	0	13(0)	0	623(0)	0	0	0	0	10(0)
Gomba	89.5	0	0	0	0	0	1(0)	0	744(0)	0	0	0	0	1(0)
Gulu	86.7	0	0	2(0)	0	0	39(0)	0	2,405(0)	0	0	0	0	23(0)
Hoima	80.7	0	0	4(0)	0	0	24(0)	0	1,679(1)	0	0	0	0	27(0)
Ibanda	100	0	0	0	0	0	1(0)	0	1,741(2)	0	0	0	0	2(0)
Iganga	67.9	0	0	2(0)	0	0	6(0)	0	3,395(1)	0	0	0	0	2(0)
Isingiro	82.9	0	0	0	0	0	0	0	1,936(0)	0	0	0	0	4(0)
Jinja	67.9	0	0	2(0)	1(0)	0	6(0)	0	2,674(0)	0	0	0	1(0)	63(0)
Kaabong	70.4	0	0	1(0)	0	0	3(0)	0	577(0)	0	0	0	0	5(0)
Kabale	91.6	0	0	3(0)	0	0	0	0	177(0)	0	0	0	0	6(0)
Kabarole	49.3	0	0	3(0)	0	0	4(0)	0	611(0)	0	0	0	0	4(0)
Kaberamaido	56	0	0	5(0)	0	0	6(0)	0	717(0)	0	0	0	0	0

Kagadi	41.9	0	0	1(0)	0	0	0	0	219(0)	0	0	0	0	7(1)
Kakumiro	65.5	0	0	1(0)	0	0	7(0)	0	294(0)	0	0	0	0	20(0)
Kalangala	70.6	0	0	0	0	0	4(0)	0	141(0)	0	0	0	0	1(0)
Kaliro	85.7	0	0	0	0	0	0	0	1,171(0)	0	0	0	0	6(0)
Kalungu	71.4	0	0	2(0)	0	0	2(0)	0	562(0)	0	0	0	0	13(0)
Kampala	41.3	0	0	6(0)	0	0	4(0)	0	1,240(0)	3(0)	0	0	0	130(0)
Kamuli	83.1	0	0	0	0	0	6(0)	0	4,972(1)	2(0)	0	0	0	28(0)
Kamwenge	66	0	0	3(0)	0	0	2(0)	0	1,191(0)	0	0	0	0	1(0)
Kanungu	85.4	0	0	0	0	0	8(0)	0	633(0)	0	0	0	0	32(0)
Kapchorwa	95	0	0	0	0	0	14(0)	0	329(0)	0	0	0	0	0
Kasese	80.2	0	0	1(0)	0	0	4(0)	0	2,203(0)	0	0	0	0	12(0)
Katakwi	57.7	0	0	0	0	0	0	0	0	0	0	0	0	0
Kayunga	89.3	0	0	0	0	0	10(0)	0	1,469(0)	0	0	0	0	0
Kibaale	100	0	0	0	0	0	0	0	417(0)	0	0	0	0	14(0)
Kiboga	81.3	0	0	1(0)	0	0	2(0)	0	341(0)	0	0	0	0	8(0)
Kibuku	93.3	0	0	2(0)	1(0)	0	10(0)	0	331(0)	0	0	0	0	2(0)
Kiruhura	86	0	0	4(0)	0	0	0	0	1,035(0)	0	0	0	0	7(0)
Kiryandongo	80.8	0	0	2(0)	0	0	18(0)	0	818(0)	0	0	0	0	10(0)
Kisoro	81	0	0	0	0	0	0	0	87(0)	0	0	0	0	0
Kitgum	59.4	0	0	4(0)	0	0	12(0)	0	412(1)	0	0	0	0	3(0)
Koboko	100	0	0	5(0)	0	0	6(0)	0	1,257(0)	0	0	0	3(0)	0
Kole	90.9	0	0	0	0	0	1(0)	0	503(0)	0	0	0	0	0
Kotido	78.9	0	0	2(0)	0	0	17(0)	0	705(0)	0	0	0	0	25(0)
Kumi	58.6	0	0	0	0	0	0	0	400(0)	0	0	0	0	1(0)
Kween	91.7	0	0	0	0	0	1(0)	0	337(0)	0	0	0	0	1(0)
Kyankwanzi	88	0	0	0	0	0	4(0)	0	508(0)	4(0)	0	0	0	17(0)
Kyegegwa	80	0	0	0	0	0	0	0	556(1)	0	0	0	0	0
Kyenjojo	83	0	0	1(0)	0	0	1(0)	0	777(0)	1(0)	0	0	0	14(0)
Lamwo	91.3	0	0	0	0	0	0	0	340(0)	0	0	0	0	0
Lira	100	0	0	0	0	0	19(0)	0	1,026(0)	0	0	0	0	4(0)
Luuka	77.4	0	0	0	0	0	2(0)	0	1,503(0)	0	0	0	1(0)	2(0)
Luwero	68.9	0	0	0	0	0	3(0)	0	898(0)	0	0	0	0	23(0)
Lwengo	93.5	0	0	2(0)	0	0	2(0)	0	1,339(0)	0	0	0	0	17(0)
Lyantonde	63.3	0	0	2(0)	0	0	3(0)	0	705(0)	0	0	0	0	31(0)
Manafwa	87.5	0	0	0	0	0	4(0)	0	903(0)	0	0	0	0	6(0)
Maracha	93.3	0	0	2(0)	0	0	2(0)	0	943(0)	0	0	0	0	28(0)
Masaka	74.4	0	0	0	0	0	6(0)	0	1,529(0)	0	0	0	0	8(0)
Masindi	67.4	0	0	11(0)	0	0	3(0)	0	839(0)	1(0)	0	0	0	7(0)
Mayuge	82.6	0	0	0	0	0	15(0)	0	2,931(0)	3(0)	0	0	0	22(0)
Mbale	87.9	0	0	5(0)	0	0	8(0)	0	1,333(0)	0	0	0	0	17(0)
Mbarara	80.9	0	0	4(0)	0	0	3(0)	0	607(1)	1(0)	0	0	0	10(0)
Mitooma	95.7	0	0	7(0)	0	0	0	0	1,009(0)	0	0	0	0	4(0)
Mityana	83.1	0	0	5(0)	0	0	5(0)	0	1,631(0)	1(0)	0	0	0	3(0)
Moroto	81.3	0	0	18(0)	0	0	11(0)	0	394(0)	0	0	0	0	7(0)
Moyo	97.6	0	0	4(0)	0	0	82(0)	0	2,776(0)	0	0	0	0	39(0)

Mpigi	95	1(0)	0	2(0)	0	0	1(0)	0	723(1)	0	0	0	0	28(0)
Mubende	72.7	0	0	1(0)	0	0	17(0)	0	1,808(4)	1(0)	0	0	0	61(0)
Mukono	98.1	0	0	6(0)	0	0	12(0)	0	2,157(0)	0	0	0	0	37(0)
Nakapiripirit	70.6	0	0	1(0)	0	0	18(0)	0	670(0)	0	0	0	0	15(0)
Nakaseke	66.7	0	0	0	0	0	8(0)	0	293(0)	0	0	0	0	13(0)
Nakasongola	57.1	0	0	0	0	0	22(0)	0	386(0)	0	0	0	0	9(0)
Namayingo	78.1	0	0	0	0	0	27(0)	0	1,733(0)	0	0	0	0	16(0)
Namutumba	84.8	0	0	1(0)	0	0	3(0)	0	1,788(0)	0	0	0	0	1(0)
Napak	85.7	0	0	0	0	0	9(0)	0	445(0)	0	0	0	0	0
Nebbi	79.1	0	0	0	0	1(0)	22(0)	0	1,642(1)	0	0	0	0	8(0)
Ngora	91.7	0	0	1(0)	0	0	4(0)	0	620(0)	0	0	0	0	0
Ntoroko	100	0	0	0	0	0	3(0)	0	200(0)	2(0)	0	0	0	2(0)
Ntungamo	85.7	0	0	8(0)	0	0	1(0)	0	2,872(1)	0	0	0	0	4(0)
Nwoya	94.4	0	0	0	0	0	4(0)	0	987(0)	0	0	0	0	0
Omoro	53.6	0	0	0	0	0	13(0)	0	571(0)	0	0	0	0	2(0)
Otuke	82.4	0	0	0	0	0	3(0)	0	271(0)	0	0	0	0	4(0)
Oyam	87.5	0	0	6(0)	0	0	5(0)	0	1,609(0)	0	0	0	0	32(0)
Pader	65.8	0	0	0	0	0	19(0)	0	993(0)	0	0	0	0	3(0)
Pallisa	78.8	0	0	1(0)	0	0	9(1)	0	2,521(0)	1(0)	0	0	0	20(0)
Rakai	56.5	0	0	3(0)	0	0	11(0)	0	3,117(0)	1(0)	0	0	0	56(0)
Rubanda	100	0	0	0	0	0	2(0)	0	60(0)	0	0	0	0	0
Rubirizi	100	0	0	0	0	0	2(0)	0	215(0)	0	0	0	0	1(0)
Rukungiri	69.7	0	0	1(0)	0	0	1(0)	0	965(0)	0	0	0	0	0
Sembabule	100	0	0	0	0	0	9(0)	0	1,676(0)	0	0	0	0	26(0)
Serere	95.2	0	0	2(0)	0	0	13(0)	0	1,225(0)	0	0	0	0	13(0)
Sheema	91.2	0	0	1(0)	0	0	0	0	700(0)	1(0)	0	0	0	0
Sironko	76.7	0	0	1(0)	0	0	0	0	1,090(0)	0	0	0	0	0
Soroti	65.7	0	0	0	0	0	20(0)	0	1,617(0)	1(0)	0	0	0	7(0)
Tororo	77.8	0	0	9(0)	0	0	15(0)	0	986(0)	0	0	0	0	3(0)
Wakiso	73	0	0	0	0	0	16(0)	0	3,008(0)	6(0)	0	0	0	52(0)
Yumbe	96.7	0	0	4(0)	0	0	14(0)	0	2,668(2)	0	0	0	0	1(0)
Zombo	100	0	0	1(0)	0	0	23(0)	0	1,110(0)	0	0	0	0	5(0)
National	81.3	2(0)	0(0)	194(0)	4(0)	1(0)	966(1)	0(0)	124112(21)	38(0)	0(0)	0(0)	7(0)	1391(1)

Key: Yellow: 100% reporting, Green: 80-99% reporting, Red: Below 80% reporting

HU= Health Units, **AFP**=Acute Flaccid Paralysis, **AEIs**= Adverse Events following Immunization, **NNT**=Neonatal Tetanus, **MDR TB**= Multi-Drug Resistant Tuberculosis, **NR** =Not Reported

Compiled by the Epidemiological Surveillance Division, Ministry of Health

Editorial: J. Nguna, Dr. I. Nabukenya, Mr. J. Kissa, Dr. C. Kihembo, Dr. B. Masiira, Z. Kabami, L. Nakiire, Dr. M. Musenero, Mr. M. Mugagga, Dr. J. Wamala, Dr. R. Musoke, Mr. N. Natseri, Dr. E. Katushabe, Dr. M. Nanyunja

Founders: Dr. J. Kamugisha (RIP), Dr. J. Wanyana, Dr. M. Lamunu, Dr. C. Mugeru, Dr. N. Ndayimirigye, Mr. L. Luswa (RIP), Dr. N. Bakyaaita, Mr. M. Mugagga

For comments please contact: The Epidemiological Surveillance Division - MoH; P.O BOX 7272 Kampala, Tel: 0414-340874/0414-345108;
Email: esd@health.go.ug or esduganda@yahoo.co.uk