



Ministry of Health Uganda

Weekly Epidemiological Bulletin

Epidemiological Week 1

2nd – 8th January 2017

Highlights of the Week

- ☞ Highly Pathogenic Avian Influenza (HPAI) confirmed around the shores of Lake Victoria
- ☞ Cholera outbreak still ongoing in Namayingo and Busia districts

Table 1: Summary table of the priority disease and events in Week 1, 2017

Indicator	Week 1 2016	Week 52 2016	Week 1 2017
% of Districts reporting (n=116)	100	100	100
% of Health facilities reporting	65	81	82.6
Priority diseases	Cases (deaths)	Cases (deaths)	Cases (deaths)
AFP	7(0)	2(0)	0(0)
Animal bites	528(1)	268(0)	287(0)
Cholera	11(0)	4(0)	2(0)
Dysentery	709(0)	741(0)	886(1)
Guinea Worm	0(0)	0(0)	0(0)
Malaria	145031(35)	138249(37)	181750(30)
Measles	76(0)	39(0)	50(0)
Bacterial Meningitis	2(0)	11(3)	4(1)
NNT	1(0)	1(0)	0(0)
Plague	0(0)	0(0)	0(0)
Typhoid	1216(0)	1497(2)	1850(1)
MDR TB	10(0)	2(0)	4(0)
Human Influenza samples (lab confirmed/Samples tested)	-		1(0)

Completeness of Reporting

The new year started on a great note with 100% of the districts reporting and 82.6% of the health facilities reporting as shown in the table above. This depicts a 27.1% increase in reporting rate in as compared to the same week in 2016. Only 14.7% (17/116) of the districts had 100% of their health facilities reporting and 63.8% (74/116) of the districts achieved the national target of 80%. Two (2) districts; Kampala and Kagadi had $\leq 40\%$ of their health facilities reporting. The district level performances of Week 12017 have been presented in the figures below;

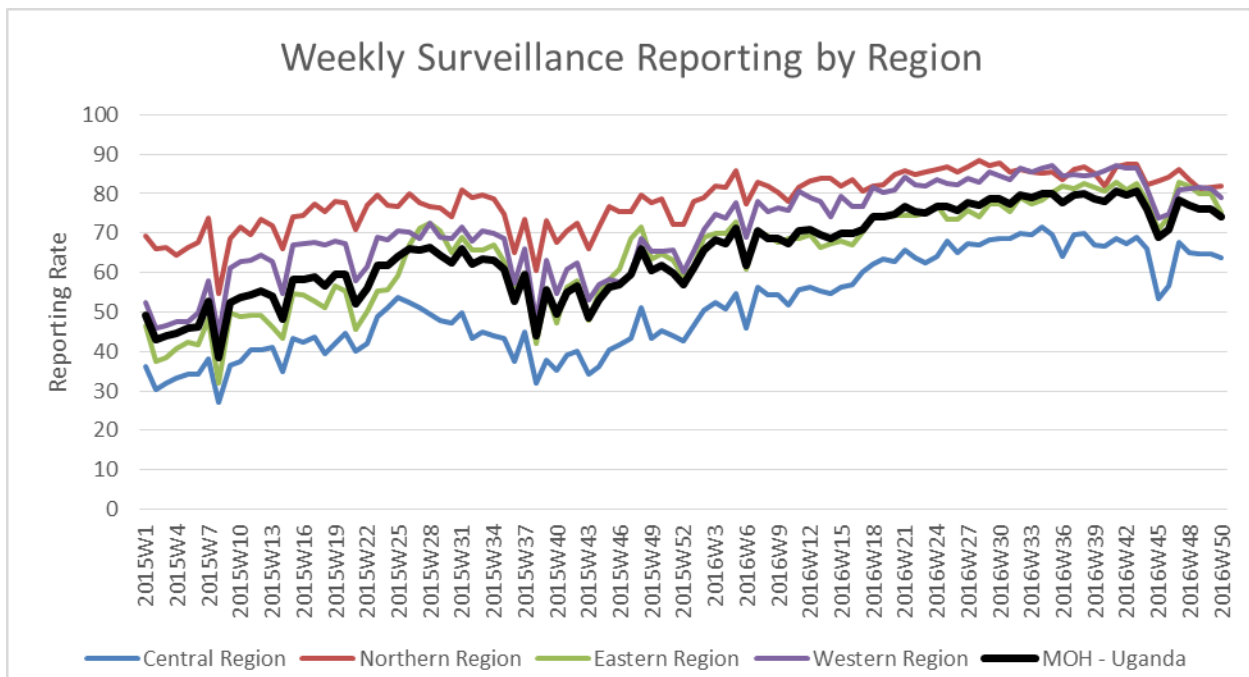


Figure 1: Figure showing weekly surveillance reporting rates by region in Week 1, 2017

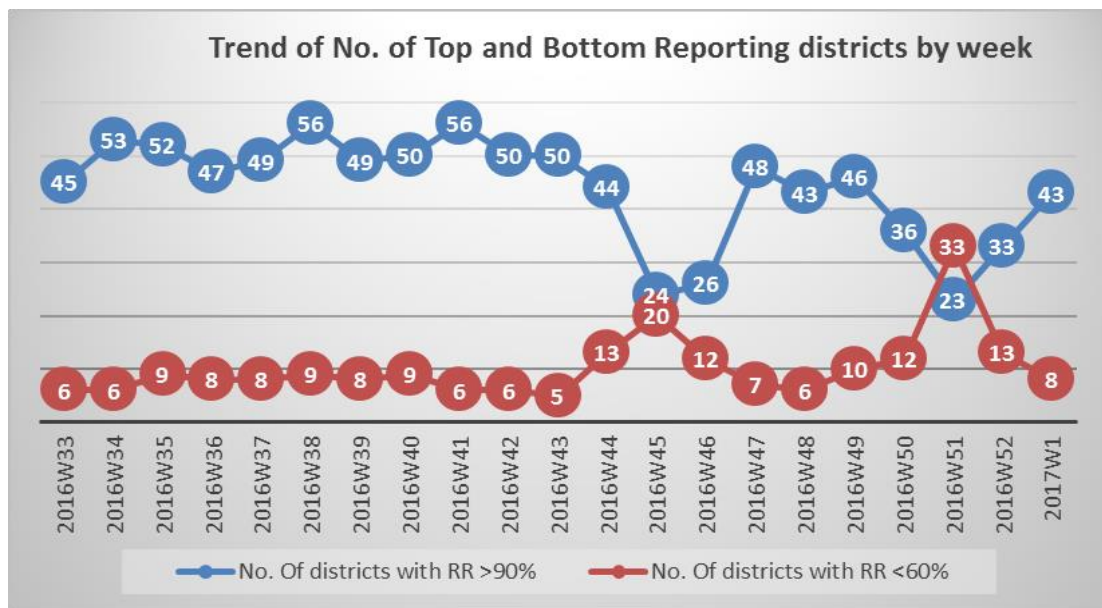


Figure 2: Figure showing trend of top and bottom reporting in Week 1, 2017

Disease outbreaks

Cholera: A total of two (2) suspected Cholera cases were reported from Busia and Namayingo districts during Week 1, with no Cholera related death.

Malaria: The malaria outbreak is still ongoing in the affected districts in Northern Uganda. A total of 181,750 cases of Malaria with 30 deaths were reported in Week 1 of 2017 (CFR 0.02%). The malaria cases reported this week represent a 31.5% increase in comparison to the previous week.

Highly Pathogenic Avian Influenza (HPAI) confirmed around the shores of lake victoria

On the 16/01/2017, the Ministry of Health, through the Zoonotic diseases coordination office, received reports of massive deaths of the white-winged black terns, a migratory species of birds along the shores of Lutembe bay, on Lake Victoria. A multi- sectoral team of experts from the Ministry of Health, Uganda Wildlife Authority (UWA), and Uganda Wildlife Education Centre (UWEC), Ministry of Agriculture Animal Industry and Fisheries (MAAIF) and the Government Analytical laboratory visited the above landing site to assess the situation and collect samples. Verbal reports from residents and fishermen given to the investigating team pointed to the fact that such massive clustered deaths had been happening a week prior to the visit. The World Health Organisation has previously reported outbreaks of avian influenza among countries where these birds migrate from, including Tunisia and Morocco.

On the 13th of January, 2017, UVRI confirmed presence of the H5N1 strain of avian influenza in all the seven samples collected along the Lutembe bay. Within the week of 8th - 13th January 2017, massive deaths of the same migratory birds as well as domestic birds have been reported along landing sites of Masaka (Bukakata sub-county) and Kalangala districts.

The Ministry of Health appeals to the public to observe the set measures to avert the spread of the disease; The public is further advised to remain vigilant and report all possible cases to the nearest health facilities. Active case finding and sample collection and analysis is still ongoing in all the affected areas.

Other conditions

Measles: In Week 1 of 2017, a total of 50 suspected cases of Measles were reported from 18 districts with no measles related death. Three districts (Wakiso, Rakai and Kampala) reported more than five cases of measles.

Typhoid fever: In Week 1 of 2017, 1850 cases of suspected typhoid fever were reported from 91 districts with 64.8% (59/91) of these districts being above the threshold of 5 cases. One typhoid related death was reported from Kagadi district this week. Kotido and Kiboga districts reported the highest typhoid attack rates.

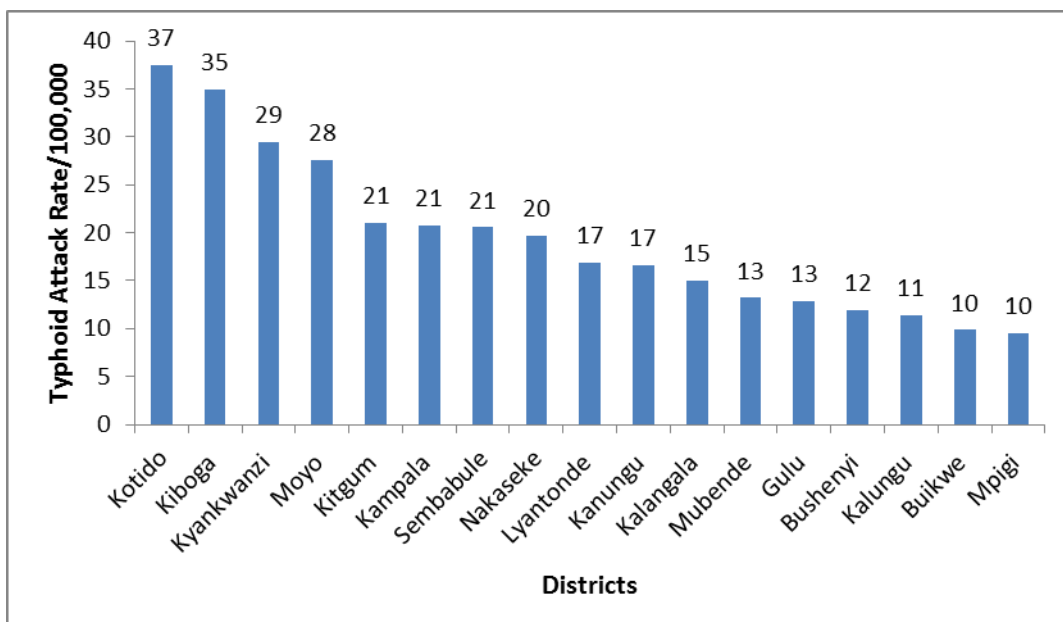


Figure 3: Graph showing Districts with Typhoid fever Attack Rate of $\geq 10/100,000$ in Week 1 of 2017

Influenza: In our routine surveillance, 25 samples were received and processed by the Walter Reed Influenza Surveillance Project, 1 of which tested positive for Influenza subtype B.

AFP: There were no reported cases and death of AFP during this week compared to 16 cases reported during the previous week.

Neonatal Tetanus: No suspected case of NNT was reported during Week 1 of 2017.

Maternal and Perinatal deaths: Nine (9) maternal deaths were reported from 6 districts while eighteen (18) perinatal deaths from 10 districts were reported in Week 1 of 2017 as shown in table 2 below; Hoima hospital reported the highest numbers of perinatal deaths(4) whereas Naguru hospital, Kampala had the highest maternal deaths(3).

Table 2: Summary table of Maternal and Perinatal deaths in Week 1, 2017

District	Facility	Maternal Deaths	Perinatal Deaths
Apac	Apac Hospital	0	1
Buikwe	Makonge HC III	0	1
Bushenyi	Kiu Teaching Hospital	0	2
Hoima	Hoima RR Hospital	2	4
Kampala	Naguru Hospital	3	3
Kayunga	Kayunga Hospital	1	3
Kyankwanzi	Kyankwazi HC III	0	1
Nebbi	Angal St. Luke Hospital	1	1
Rakai	Kalisizo Hospital	1	1
Wakiso	Kisubi Hospital	1	1

Summary table for epidemiological reports received for Week 1 (2nd– 8th January 2017)
(Numbers in brackets indicate deaths)

District	% HU Reporting	AFP	AEIs	Animal Bites	Bacterial Meningitis	Cholera	Dysentery	Guinea Worm	Malaria	Measles	NNT	Plague	MDR TB	Typhoid Fever
Abim	85	0	0	0	0	0	16(0)	0	380(0)	0	0	0	0	5(0)
Adjumani	88.6	0	0	1(0)	0	0	40(0)	0	3,362(0)	0	0	0	0	0
Agago	89.7	0	0	2(0)	0	0	29(0)	0	1,585(0)	0	0	0	0	16(0)
Alebtong	94.7	0	0	0	0	0	10(0)	0	530(0)	1(0)	0	0	0	0
Amolatar	100	0	0	1(0)	0	0	5(0)	0	630(0)	0	0	0	0	5(0)
Amudat	100	0	0	0	0	0	4(0)	0	47(0)	0	0	0	0	1(0)
Amuria	74.4	0	0	4(0)	0	0	8(1)	0	1,464(0)	0	0	0	0	0
Amuru	71.9	0	0	0	0	0	7(0)	0	1,551(0)	0	0	0	0	3(0)
Apac	86.5	0	0	1(0)	0	0	2(0)	0	3,086(1)	0	0	0	0	0
Arua	62.7	0	0	0	0	0	7(0)	0	2,885(0)	0	0	0	0	24(0)
Budaka	86.7	0	0	0	0	0	1(0)	0	259(0)	0	0	0	0	0
Bududa	93.3	0	0	1(0)	0	0	2(0)	0	633(0)	0	0	0	0	1(0)
Bugiri	48	0	0	0	0	0	10(0)	0	1,108(0)	0	0	0	0	21(0)
Buhweju	94.1	0	0	0	0	0	2(0)	0	290(0)	0	0	0	0	0
Buikwe	78.2	0	0	4(0)	0	0	5(0)	0	2,387(0)	1(0)	0	0	0	43(0)
Bukedea	50	0	0	1(0)	0	0	3(0)	0	594(0)	0	0	0	0	1(0)
Bukomansim bi	100	0	0	1(0)	0	0	2(0)	0	698(0)	2(0)	0	0	0	10(0)
Bukwo	100	0	0	4(0)	0	0	16(0)	0	244(0)	0	0	0	0	5(0)
Bulambuli	89.5	0	0	0	0	0	1(0)	0	457(0)	0	0	0	0	0

Buliisa	91.7	0	0	0	0	0	4(0)	0	388(0)	0	0	0	0	5(0)
Bundibugyo	93.3	0	0	0	0	0	15(0)	0	2,184(0)	0	0	0	0	19(0)
Bushenyi	94.7	0	0	6(0)	0	0	0	0	1,264(0)	0	0	0	0	28(0)
Busia	93.1	0	0	2(0)	0	1 (0)	7(0)	0	3,691(0)	0	0	0	0	6(0)
Butaleja	83.3	0	0	0	0	0	3(0)	0	515(0)	0	0	0	0	9(0)
Butambala	87	0	0	0	0	0	16(0)	0	1,109(0)	0	0	0	0	3(0)
Buvuma	63.6	0	0	1(0)	1 (0)	0	4(0)	0	228(0)	1(0)	0	0	0	7(0)
Buyende	68.2	0	0	0	0	0	2(0) (0)	0	593(0)	0	0	0	0	1(0)
Dokolo	100	0	0	2(0)	0	0	14(0)	0	804(0)	0	0	0	0	8(0)
Gomba	100	0	0	0	0	0	0	0	1,057(0)	0	0	0	0	0
Gulu	76.7	0	0	8(0)	0	0	27(0)	0	3,736(0)	2(0)	0	0	0	57(0)
Hoima	63.5	0	0	9(0)	0	0	38(0)	0	2,829(3)	0	0	0	0	42(0)
Ibanda	97.8	0	0	2(0)	0	0	0	0	2,424(0)	0	0	0	0	2(0)
Iganga	69.6	0	0	3(0)	0	0	2(0)	0	3,020(2)	0	0	0	0	0
Isingiro	92.9	0	0	0	0	0	0	0	3,669(0)	0	0	0	0	43(0)
Jinja	79.5	0	0	4(0)	0	0	7(0)	0	3,567(1)	0	0	0	0	38(0)
Kaabong	70.4	0	0	0	0	0	15(0)	0	620(0)	0	0	0	0	0
Kabale	91.6	0	0	3(0)	0	0	2(0)	0	334(0)	0	0	0	0	6(0)
Kabarole	53.5	0	0	1(0)	0	0	4(0)	0	1,504(0)	0	0	0	0	3(0)
Kaberamaido	64	0	0	1(0)	1 (0)	0	22(0)	1 (0)	1,122(0)	0	0	0	0	0
Kagadi	38.7	0	0	1(0)	0	0	0	0	607(2)	0	0	0	0	16(1)
Kakumiro	69	0	0	1(0)	0	0	10(0)	0	631(0)	0	0	0	0	24(0)
Kalangala	52.9	0	0	0	0	0	2(0)	0	139(0)	0	0	0	0	8(0)
Kaliro	81	0	0	0	0	0	0	0	1,001(0)	0	0	0	0	5(0)

Kalungu	75	0	0	4(0)	0	0	0	0	1,342(0)	0	0	0	0	21(0)
Kampala	37.8	0	0	19(0)	0	0	7(0)	0	1,411(0)	7(0)	0	0	0	315(0)
Kamuli	59.3	0	0	0	0	0	1(0)	0	2,164(0)	0	0	0	0	2(0)
Kamwenge	80	0	0	3(0)	0	0	6(0)	0	3,349(1)	1(0)	0	0	0	5(0)
Kanungu	87.5	0	0	0	0	0	1(0)	0	1,184(0)	0	0	0	0	42(0)
Kapchorwa	100	0	0	0	0	0	6(0)	0	134(0)	0	0	0	0	0
Kasese	85.8	0	0	0	0	0	4(0)	0	4,368(0)	0	0	0	0	6(0)
Katakwi	53.8	0	0	0	0	0	0	0	(0)	0	0	0	0	0
Kayunga	85.7	0	0	2(0)	0	0	6(0)	0	2,175(0)	0	0	0	0	9(0)
Kibaale	100	0	0	1(0)	0	0	2(0)	0	761(0)	0	0	0	0	28(0)
Kiboga	78.1	0	0	8(0)	0	0	7(0)	0	942(0)	0	0	0	0	52(0)
Kibuku	86.7	0	0	0	0	0	2(0)	0	293(0)	0	0	0	1 (0)	1(0)
Kiruhura	74	0	0	6(0)	0	0	1(0)	0	1,267(0)	0	0	0	0	3(0)
Kiryandongo	80.8	0	0	0	0	0	2(0)	0	1,113(0)	0	0	0	0	2(0)
Kisoro	83.3	0	0	1(0)	0	0	1(0)	0	256(1)	0	0	0	0	6(0)
Kitgum	62.5	0	0	4(0)	0	0	37(0)	0	2,153(0)	0	0	0	0	43(0)
Koboko	100	0	0	4(0)	0 (1)	0	1(0)	0	1,587(0)	0	0	0	0	0
Kole	100	0	0	0	0	0	2(0)	0	736(0)	0	0	0	0	0
Kotido	84.2	0	0	0	0	0	41(0)	0	783(0)	0	0	0	0	67(0)
Kumi	72.4	0	0	0	0	0	0	0	678(1)	0	0	0	0	4(0)
Kween	91.7	0	0	1(0)	0	0	6(0)	0	316(0)	1(0)	0	0	0	1(0)
Kyankwanzi	92	0	0	0	0	0	3(0)	0	1,122(0)	0	0	0	0	63(0)
Kyegegwa	80	0	0	1(0)	0	0	1(0)	0	1,220(0)	0	0	0	0	1(0)
Kyenjojo	74.5	1	0	2(0)	0	0	0	0	1,776(0)	0	0	0	0	9(0)

Lamwo	100	0	0	0	0	0	2(0)	0	1,680(0)	0	0	0	0	0
Lira	100	0	0	0	0	0	14(0)	0	1,313(0)	0	0	0	0	9(0)
Luuka	87.1	0	0	0	0	0	2(0)	0	1,870(0)	0	0	0	0	0
Luwero	82.4	0	0	0	0	0	1(0)	0	1,676(0)	4(0)	0	0	0	21(0)
Lwengo	100	0	0	2(0)	0	0	5(0)	0	2,709(0)	0	0	0	0	24(0)
Lyantonde	70	0	0	2(0)	0	0	1(0)	0	1,256(0)	1(0)	0	0	0	16(0)
Manafwa	70.8	0	0	1(0)	0	0	4(0)	0	1,046(0)	0	0	0	0	13(0)
Maracha	93.3	0	0	0	0	0	4(0)	0	1,113(0)	0	0	0	0	17(0)
Masaka	71.8	0	0	1(0)	0	0	1(0)	0	1,888(0)	0	0	0	0	5(0)
Masindi	69.8	0	0	11(0)	0	0	5(0)	0	953(0)	0	0	0	0	7(0)
Mayuge	82.6	0	0	0	0	0	13(0)	0	4,091(0)	0	0	0	0	15(0)
Mbale	96.6	0	0	1(0)	0	0	19(0)	0	1,388(4)	0	0	0	1 (0)	25(0)
Mbarara	91.2	0	0	5(0)	0	0	3(0)	0	1,306(0)	0	0	0	0	10(0)
Mitooma	100	0	0	1(0)	0	0	1(0)	0	1,916(0)	0	0	0	0	8(0)
Mityana	74.6	0	0	4(0)	0	0	6(0)	0	2,453(0)	0	0	0	0	19(0)
Moroto	75	0	0	3(0)	0	0	4(0)	0	419(0)	0	0	0	0	6(0)
Moyo	97.6	0	0	0	0	0	43(0)	0	4,265(0)	0	0	0	0	38(0)
Mpigi	92.5	0	0	0	0	0	4(0)	0	1,441(0)	0	0	0	0	24(0)
Mubende	79.2	0	0	10(0)	0	0	5(0)	0	4,123(2)	0	0	0	0	91(0)
Mukono	96.2	0	0	8(0)	0	0	9(0)	0	2,809(0)	3(0)	0	0	0	44(0)
Nakapiripirit	94.1	0	0	2(0)	0	0	25(0)	0	965(0)	0	0	0	0	16(0)
Nakaseke	83.3	0	0	2(0)	0	0	12(0)	0	609(0)	4(0)	0	0	0	39(0)
Nakasongola	77.1	0	0	2(0)	0	0	6(0)	0	1,113(0)	0	0	0	0	2(0)
Namayingo	84.4	0	0	3(0)	0	1 (0)	11(0)	0	2,493(0)	1(0)	0	0	0	4(0)

Namutumba	93.9	0	0	1(0)	0	0	0	0	1,929(0)	0	0	0	0	7(0)
Napak	85.7	0	0	0	0	0	17(0)	0	441(0)	1(0)	0	0	0	0
Nebbi	79.1	0	0	6(0)	0	0	16(0)	0	1,838(1)	0	0	0	0	11(0)
Ngora	91.7	0	0	0	0	0	11(0)	0	1,560(0)	0	0	0	0	0
Ntoroko	77.8	0	0	0	0	0	4(0)	0	118(0)	0	0	0	0	0
Ntungamo	63.3	0	0	4(0)	0	0	0	0	2,673(2)	0	0	0	0	7(0)
Nwoya	100	0	0	2(0)	0	0	3(0)	0	1,557(0)	0	0	0	0	4(0)
Omoro	71.4	0	0	0	0	0	10(0)	0	1,793(0)	0	0	0	0	3(0)
Otuke	88.2	0	0	2(0)	0	0	2(0)	0	588(0)	0	0	0	0	0
Oyam	94.9	0	0	8(0)	0	0	7(0)	0	2,308(2)	0	0	0	0	19(0)
Pader	61.5	0	0	2(0)	0	0	20(0)	0	1,860(0)	0	0	0	0	8(0)
Pallisa	69.7	0	0	4(0)	0	0	5(0)	0	1,542(1)	1(0)	0	0	0	3(0)
Rakai	67.6	0	0	5(0)	0	0	9(0)	0	7,160(0)	8(0)	0	0	0	14(0)
Rubanda	100	0	0	0	0	0	1(0)	0	98(0)	0	0	0	0	1(0)
Rubirizi	84.2	0	0	0	0	0	0	0	485(0)	0	0	0	0	0
Rukungiri	83.1	0	0	8(0)	0	0	1(0)	0	1,894(0)	0	0	0	0	2(0)
Sembabule	100	0	0	0	0	0	4(0)	0	2,157(0)	0	0	0	0	52(0)
Serere	100	0	0	0	0	0	6(0)	0	1,311(2)	0	0	0	0	0
Sheema	97.1	0	0	0	0	0	0	0	1,064(0)	1(0)	0	0	0	0
Sironko	86.7	0	0	1(0)	1 (0)	0	2(0)	0	1,206(0)	0	0	0	0	0
Soroti	77.1	0	0	6(0)	0	0	17(0)	0	2,731(1)	0	0	0	0	24(0)
Tororo	83.3	0	0	2(0)	0	0	7(0)	0	990(0)	0	0	0	0	2(0)
Wakiso	61.2	0	0	55(0)	0	0	13(0)	0	3,230(0)	10 (0)	0	0	2 (0)	85(0)
Yumbe	96.7	0	0	2(0)	0	0	19(0)	0	4,941(3)	0	0	0	0	5(0)

Zombo	100	0	0	1(0)	1(0)	0	11(0)	0	1,025(0)	0	0	0	0	5(0)
National	82.6	1 (0)	0 (0)	287 (0)	4 (1)	2 (0)	886 (1)	0 (0)	181750 (30)	50 (0)	0 (0)	0 (0)	4 (0)	1850 (1)

Key: Yellow: 100% reporting, Green: 80-99% reporting, Red: Below 80% reporting

HU= Health Units, **AFP**=Acute Flaccid Paralysis, **AEIs**= Adverse Events following Immunization, **NNT**=Neonatal Tetanus, **MDR TB**= Multi-Drug Resistant Tuberculosis, **NR** =Not Reported

Compiled by the Epidemiological Surveillance Division, Ministry of Health

Editorial: Dr. I. Nabukenya, Mr. J. Kissa, Dr. C.Kihembo, J. Nguna, Dr. B. Masiira, Z. Kabami, L. Nakiire, Dr. M. Musenero, Mr. M. Mugagga, Dr. J. Wamala, Dr. R. Musoke, Mr. N. Natseri, Dr. E. Katushabe, Dr. M. Nanyunja

Founders: Dr. J. Kamugisha (RIP), Dr. J. Wanyana, Dr. M. Lamunu, Dr. C. Mugeru, Dr. N Ndayimirigye, Mr. L. Luswa (RIP), Dr. N. Bakyaita, Mr. M. Mugagga

For comments please contact: The Epidemiological Surveillance Division - MoH; P.O BOX 7272 Kampala, Tel: 0414-340874/0414-345108;
Email: esd@health.go.ug or esduganda@yahoo.co.uk