

# UNICEF Humanitarian Action for Children 2019

*Overview*







### South Sudan, 2018

UNICEF Executive Director Henrietta H. Fore (right) speaks with a young South Sudanese woman who received supplies during a distribution at a UNICEF WASH site.

© UNICEF/UN0156708/PRINSL00

# FOREWORD

## Humanitarian Action for Children 2019

Violence against children takes many sinister forms. In homes, schools, communities and online around the world, it manifests itself in debilitating physical and emotional abuse. In humanitarian emergencies – especially those driven by relentless armed conflicts – violence can result in death, serious injury and lasting trauma. An insidious sort of violence also affects children when humanitarian emergencies deprive them of health, nutrition, water and sanitation, education and other basic needs.

*Humanitarian Action for Children 2019* underscores the urgency of protecting children in crisis from all such threats to their lives, well-being and dignity.

The most persistent dangers confront hundreds of millions of children who live in areas afflicted by protracted conflicts. More countries are embroiled in internal and international fighting now than at any time in the past 30 years. And every conflict comes with terrible consequences for children, who are always among the most vulnerable.

In the worst cases, children are at risk of immediate harm from targeted and indiscriminate attacks, as well as abuses such as sexual and gender-based violence, abduction and recruitment into armed forces and groups. If we fail to stop these violations – and if perpetrators are not held accountable for committing them – children will grow up seeing violence as normal, acceptable, even inevitable.

Violence against children must never become ‘the new normal’.

Even for children who are not directly targeted, armed conflict creates a pervasive, overwhelming atmosphere of violence. When children grow up in conflict, their physical scars are easy to see. Their mental scars are hidden and take longer to heal. Toxic stress from experiencing or witnessing traumatic events can have a devastating impact on children’s learning, behaviour, and emotional and social development. And the longer a violent conflict lasts, the deeper its impact will be.

Each year, UNICEF’s humanitarian programmes provide millions of children in conflicts and other emergencies with a range of life-saving services. Protecting children from violence is an integral part of those programmes.

In this context, child protection means keeping girls safe by building sanitation facilities that are gender-segregated, well-lit and secure. It means working to ensure that a child’s daily journey to and from school is safe. It means helping girls stay in school, where they are less likely to be forced into early marriage or suffer other violations.

Besides protecting children from harm wherever and whenever we can, it is equally important to help them cope with the shattering effects of violence. That means setting up child-friendly spaces and emergency education initiatives to restore children’s sense of stability and normalcy. And it means identifying and training psychosocial support staff to work with children every day through structured play, art and sports.



### Afghanistan, 2018

Young students attend class at a UNICEF-supported school in Jalalabad that accommodates children from displaced and returning families.

© UNICEF/UN0200343/MEERZAD

In 2018, UNICEF and partners reached more than 3.1 million children and caregivers with mental health and psychosocial support. In Bangladesh – as hundreds of thousands of Rohingya people sought refuge from violence in neighbouring Myanmar – we provided such support to nearly 160,000 children. In South Sudan, we have reunited nearly 6,000 children with their families since conflict broke out five years ago, displacing millions. We have also helped thousands of girls and boys reintegrate into their families and societies after they were released from armed forces and groups.

These are just a few examples of UNICEF's work with children affected by conflict. But every child's life is precious. Every intervention, large or small, can make a difference. That is true whether the child is in Afghanistan, the Central African Republic, Chad, the Democratic Republic of the Congo, Iraq, Libya, Mali, Somalia, the Syrian Arab Republic, Yemen or any country torn apart by conflict.

Still, reaching children in crisis poses ever more challenges. With humanitarian access diminishing in many of the world's most volatile regions, it is critical that all parties give UNICEF and partners the space we need to protect children and provide them with essential services.

Increasingly, we team up with local organizations and the private sector to strengthen the systems that deliver services to children and families before, during and after emergencies. Our emergency programmes seek to bridge humanitarian action and

development work. Our goal is to both meet children's immediate needs and improve their lives well into the future.

But we must depend on our donors' generosity to make children and young people safer today and better off tomorrow. In 2018, the humanitarian community was able to raise less than half of the funds needed to deliver our emergency programmes for children worldwide. In 2019, we are relying on you – our resource partners – to meet UNICEF's humanitarian funding target of US\$3.9 billion.

Nothing could be more fitting in a year that marks the 30th anniversary of the Convention on the Rights of the Child.

At UNICEF, we have seen first-hand how children's safety, mental health and physical well-being are vital to their overall development. With your support, we can send a powerful message to the world: that all children must be protected, and every child has the right to survive and thrive – especially in the face of violent conflict and harrowing crisis.

Henrietta H. Fore  
UNICEF Executive Director

# FUNDING REQUIRED IN 2019

## Humanitarian Action for Children 2019

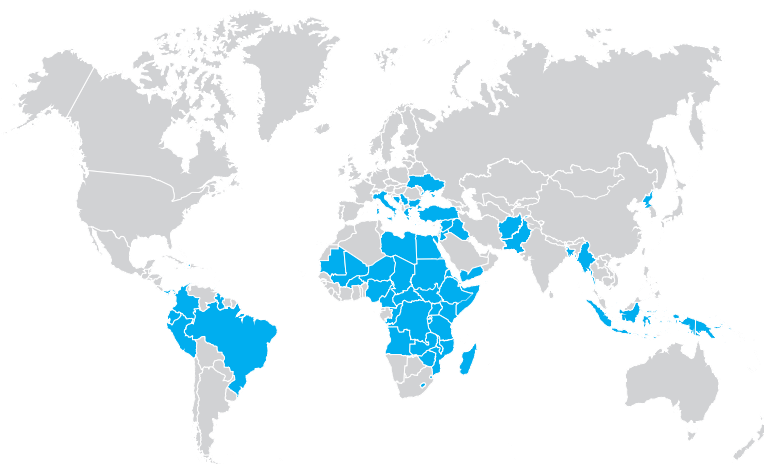
<b>East Asia and the Pacific Region</b>	<b>US\$</b>
Regional Office	22,377,197
Democratic People's Republic of Korea	19,500,000
Myanmar	59,114,779
<b>Total</b>	<b>100,991,976</b>

<b>Eastern and Southern Africa Region</b>	<b>US\$</b>
Regional Office	33,000,000
Angola	9,920,000
Burundi	10,000,000
Eritrea	14,243,000
Ethiopia	124,093,133
Kenya	5,558,000
Madagascar	8,150,000
Somalia	145,325,618
South Sudan	179,230,500
Uganda	51,764,731
Zimbabwe	7,000,000
<b>Total</b>	<b>588,284,982</b>

<b>Europe and Central Asia Region</b>	<b>US\$</b>
Regional Office	2,713,000
Refugee and migrant crisis in Europe*	27,503,082
Ukraine	21,067,799
<b>Total</b>	<b>51,283,881</b>

<b>Latin America and the Caribbean Region</b>	<b>US\$</b>
Regional Office	16,000,000
Children on the move – Venezuela crisis*	69,493,902
Haiti	23,950,000
<b>Total</b>	<b>109,443,902</b>

<b>Middle East and North Africa Region</b>	<b>US\$</b>
Regional Office	12,500,000
Iraq	72,987,777
Libya	23,437,976
State of Palestine	21,057,222
Sudan	122,510,235
Syrian Arab Republic	319,823,351
Syrian refugees*	903,976,371
Yemen	542,317,307
<b>Total</b>	<b>2,018,610,239</b>



*This map is stylized and not to scale. It does not reflect a position by UNICEF on the legal status of any country or area or the delimitation of any frontiers. The dotted line represents approximately the Line of Control agreed upon by India and Pakistan. The final status of Jammu and Kashmir has not yet been agreed upon by the Parties. The final boundary between the Sudan and South Sudan has not yet been determined.*

<b>South Asia Region</b>	<b>US\$</b>
Regional Office	7,500,000
Afghanistan	50,000,000
Bangladesh	152,509,303
Pakistan	25,375,497
<b>Total</b>	<b>235,384,800</b>

<b>West and Central Africa Region</b>	<b>US\$</b>
Regional Office	17,250,000
Burkina Faso	36,370,000
Cameroon	39,330,695
Central African Republic	59,000,000
Chad	45,829,429
Democratic Republic of the Congo	326,108,294
Mali	41,978,700
Mauritania	10,510,000
Niger	45,941,086
Nigeria	120,100,000
Republic of Congo	12,427,631
<b>Total</b>	<b>754,845,835</b>

Global support	65,968,719
<b>Grand total</b>	<b>3,924,814,334</b>

\* Multiple countries included in the appeal.

Electronic users can click on each name to go to that office's online content.



# PLANNED RESULTS IN 2019

## Humanitarian Action for Children 2019

The information below summarizes the global requirements for UNICEF humanitarian programmes, the total number of people and children to be reached and the planned results in *Humanitarian Action for Children 2019*.



GRAND TOTAL:

**US\$3.9 billion**



TO ASSIST:

**73 million people**



INCLUDING:

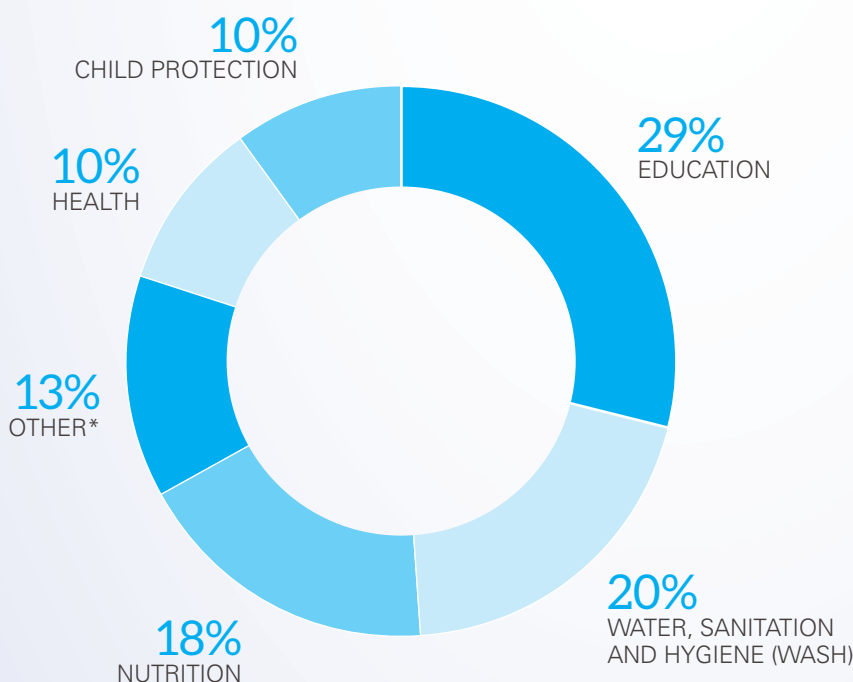
**41 million children**



IN:

**59 countries**

Percentage of total requirements per sector:



\* Includes costs from other sectors/interventions (4%), regional technical support, emergency preparedness and response (2%), cash transfer assistance (2%), non-food items (2%), communication for development (1%), rapid response mechanism (<1%) and cluster coordination (<1%).

UNICEF and partners will work towards the following results in 2019:



### NUTRITION

**4.2 million children** to be treated for severe acute malnutrition (SAM)



### HEALTH

**10.3 million children** to be immunized against measles



### WASH

**42.8 million people** to have access to safe water for drinking, cooking and personal hygiene



### CHILD PROTECTION

**4 million children and caregivers** to have access to psychosocial support



### EDUCATION

**10.1 million children** to have access to formal and non-formal basic education, including early learning



### CASH-BASED TRANSFERS

**1.9 million people** to be reached with cash assistance



### NON-FOOD ITEMS

**1.4 million people** to receive household items, winter clothing and/or shelter

# CHILDREN IN CRISIS

The map below highlights the global humanitarian situation at the end of 2018 and some of the major crises affecting children and their families.

## Libya

Protracted conflict, political instability, deteriorating public services and a dysfunctional economy have affected nearly 1.6 million Libyans. An estimated 823,000 people, including 241,000 children, require humanitarian assistance.

## Venezuela crisis

Countries in Latin America and the Caribbean are hosting at least 2.4 million Venezuelan refugees and migrants. The high and unpredictable migration flows are stretching the capacities of host countries and increasing demands on already limited services and structures in host communities.

## Ukraine

Some 500,000 children affected by conflict in eastern Ukraine are in urgent need of protection and humanitarian assistance, including access to clean drinking water, safe learning environments, quality health care and psychosocial support.

## Lake Chad Basin (Cameroon, Central African Republic, Chad, the Niger and Nigeria)

Nearly 21 million people in Cameroon, the Central African Republic, Chad, the Niger and Nigeria are affected by ongoing conflicts. In Nigeria, displacement increased in 2018, with an average of 4,000 individuals – mainly women and children – newly displaced every week. In Cameroon, almost half a million people are internally displaced and vulnerabilities continue to deepen. In the Central African Republic, 1.5 million children – two out of every three children in the country – will require humanitarian assistance in 2019.



Arrows represent the movement of people to neighbouring countries due to conflict.

*This map is stylized and not to scale. It does not reflect a position by UNICEF on the legal status of any country or area or the delimitation of any frontiers. The dotted line represents approximately the Line of Control agreed upon by India and Pakistan. The final status of Jammu and Kashmir has not yet been agreed upon by the Parties. The final boundary between the Sudan and South Sudan has not yet been determined.*

### Syrian Arab Republic and the sub-region

Nearly eight years after the start of the conflict in the Syrian Arab Republic, some 13.1 million people require humanitarian assistance, including 5.6 million children, 493,000 of whom are living in hard-to-reach areas. More than 2.5 million Syrian children are living as refugees in Egypt, Iraq, Jordan, Lebanon and Turkey, where demand for basic services such as health and education continues to outstrip the capacity of institutions and infrastructure to respond.

### Afghanistan

In Afghanistan, an estimated 3.8 million children will need protection and humanitarian assistance in 2019 due to increased violence, natural disasters, including drought, and the harsh winter, which will further undermine access to critical basic services.

### Rohingya crisis in Bangladesh and Myanmar

Since August 2017, more than 730,000 Rohingya, including 400,000 children, have fled violence in Myanmar and settled in Cox's Bazar District, Bangladesh. In Myanmar, 600,000 Rohingya continue to face significant challenges, including lack of freedom of movement, discrimination and limited access to basic services.

### Yemen

The conflict-driven humanitarian crisis in Yemen has been described as the largest emergency in the world, with more than 22 million people in need of humanitarian assistance. An estimated 12 million Yemenis, including 2 million children, will require food assistance in 2019.

### Democratic Republic of the Congo

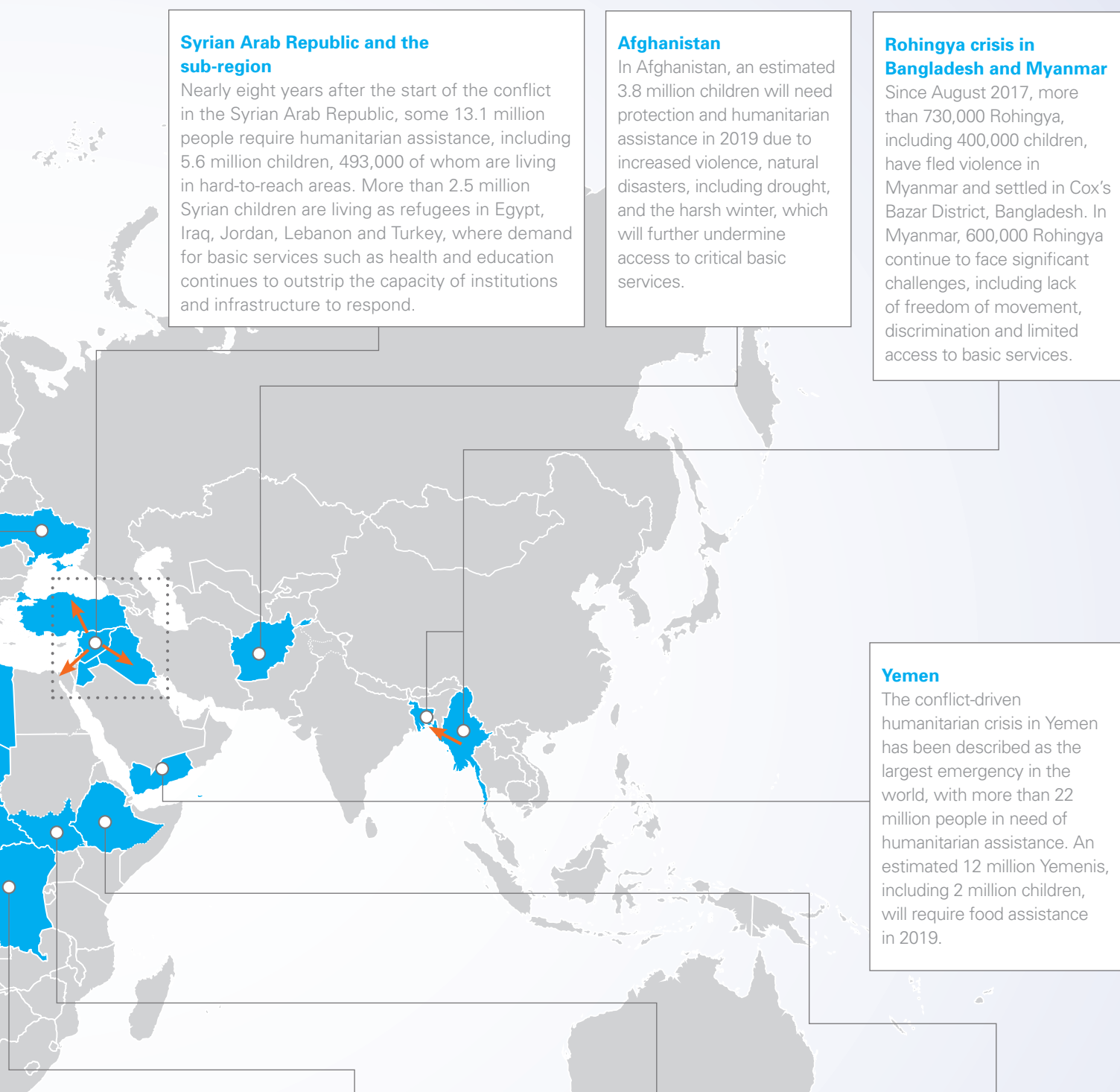
The Democratic Republic of the Congo is facing a significant escalation of violence and armed conflict. Some 12.8 million people are at risk of food insecurity and acute malnutrition, representing a 30 per cent increase since 2017. Children infected with Ebola remain in need of appropriate assistance.

### South Sudan

Despite the signing of a peace agreement, the humanitarian situation remains dire in South Sudan, with continued violence, including gender-based violence, severe food and nutrition insecurity, economic upheaval and disease outbreaks. More than 4.5 million people have been uprooted from their homes, 6 million people require WASH services and 2.2 million children are out of school.

### Ethiopia

Some 2.8 million people, including 1.5 million children, are displaced in Ethiopia, and the number of affected people is expected to continue to increase. The peace agreement signed with Eritrea led to more than 14,000 new arrivals between 12 September and 20 October and a continued influx is expected for 2019.





**Jordan, 2018**

Children attend learning support services in one of UNICEF's 13 child-friendly Makani (or 'My Space') centres in Za'atari refugee camp.



# RESULTS ACHIEVED IN 2018

## Humanitarian Action for Children 2019

The graphic below captures some of the key results achieved against targets for children by UNICEF and partners through the first 10 months of 2018. In some contexts, achievements were constrained by limited resources, including across sectors; inadequate humanitarian access; insecurity; and challenging operating environments. See country funding levels on page 11. Further reporting on 2018, including country-specific indicators, is available on the respective country web pages on <[www.unicef.org/appeals](http://www.unicef.org/appeals)>.

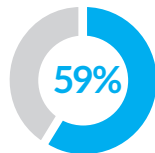


© UNICEF/UN0155427/MERCADO

### NUTRITION

## 2.6 MILLION

children treated for severe acute malnutrition

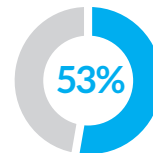


© UNICEF/UN0201084/KREPKIH

### HEALTH

## 4.7 MILLION

children vaccinated against measles

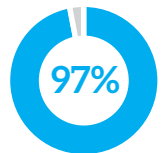


© UNICEF/UN0229508/NAFTALIN

### WASH

## 35.3 MILLION

people provided with access to safe water for drinking, cooking and personal hygiene

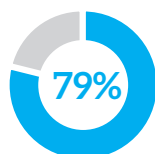


© UNICEF/UN0253241/GONZALEZ

### CHILD PROTECTION

## 3.1 MILLION

children and caregivers accessed psychosocial support

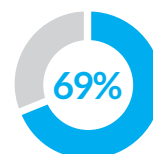


© UNICEF/UN0198367/NJIOKIKIJIEN

### EDUCATION

## 5.9 MILLION

children accessed formal or non-formal education, including early learning

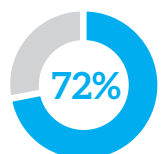


© UNICEF/UN0177798/ERGEN

### CASH TRANSFERS

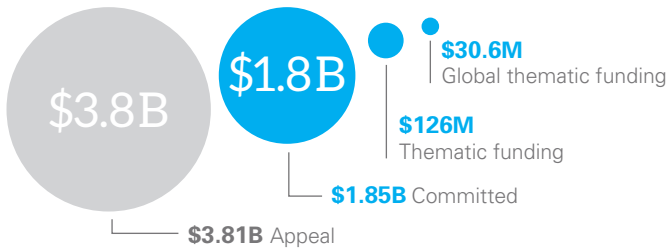
## 1.1 MILLION

people provided with cash assistance

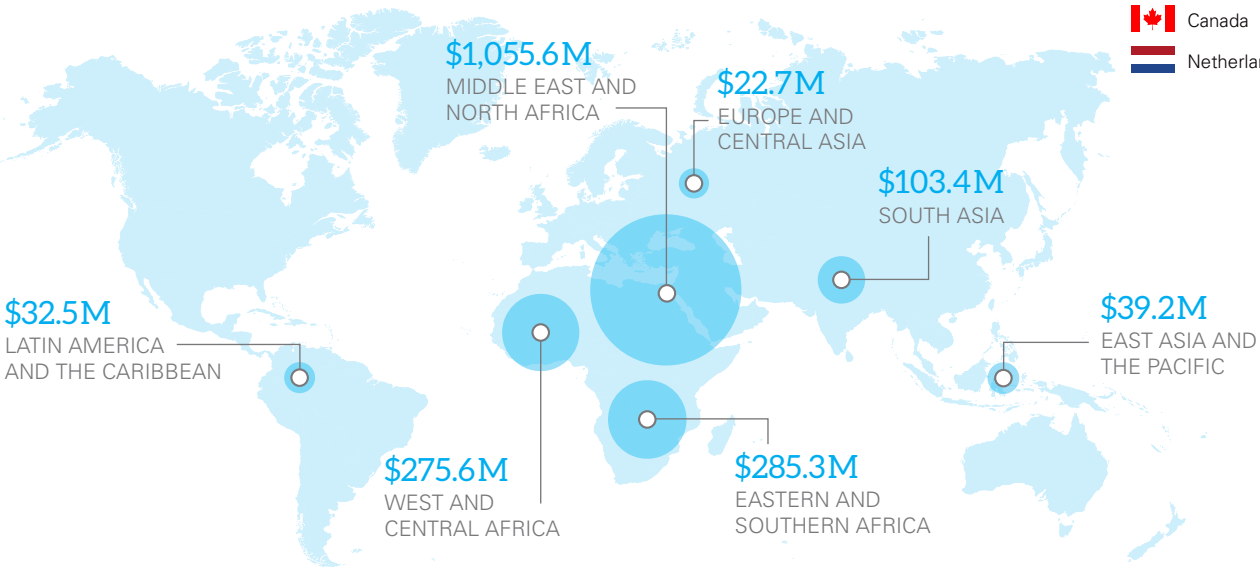


# HUMANITARIAN FUNDING IN 2018<sup>1</sup>

## 2018 funding overview (US\$)



## Funds committed per region (US\$ millions)



In 2018, conflicts, natural disasters, epidemics and other crises continued to undermine development gains and block the path towards sustainable development. UNICEF began the year by requesting US\$3.6 billion. By December, the appeal had reached US\$3.8 billion – UNICEF’s largest ever funding request for humanitarian action. The increase was triggered by new natural disasters, the regional migration crisis in Latin America and the Caribbean and the deteriorating situations in conflict-affected and fragile contexts such as Afghanistan, Mali, the Sudan, the Syrian Arab Republic and Yemen. As of 10 December 2018, funding for the appeal had reached US\$1.85 billion<sup>2</sup> (49 per cent funded). In addition, UNICEF had approximately US\$919 million available from the previous year. The majority of the funding received – 63 per cent – came from the following donors: the United States of America, the United Kingdom of Great Britain and Northern Ireland, the Office for the Coordination of Humanitarian Affairs (OCHA),<sup>3</sup> the Central Emergency Response Fund (CERF), the European Commission and Germany.

Humanitarian funding levels remained insufficient compared to needs over the course of the year and focused on a few large and protracted crises such as those in the Democratic Republic of the

## TOP FIVE

### Global thematic donors

	Netherlands	\$20.5M
	Swedish Committee*	\$3.4M
	UK Committee*	\$2.6M
	Republic of Korea	\$1.7M
	US Fund for UNICEF	\$0.7M

\* Refers to National Committee for UNICEF

## TOP TEN

### Donors in 2018

	United States	\$483.6M
	United Kingdom	\$189.8M
	OCHA <sup>3</sup>	\$151.5M
	CERF	\$125.6M
	European Commission	\$120.5M
	Germany	\$90.8M
	Kuwait	\$61.6M
	Japan	\$59.3M
	Canada	\$57.5M
	Netherlands	\$42.9M

Congo, South Sudan, the Syrian Arab Republic and neighbouring countries and Yemen. These four emergencies accounted for 60 per cent of all funding received. Overall, 78 per cent of funding went to 10 emergency appeals, while the remaining 33 appeals received a total combined portion of only 22 per cent. In contrast, the five most underfunded emergencies (proportional to needs) were Angola, Cameroon, Kenya, Madagascar and Uganda. Combined, the funding received for these emergencies accounted for 2 per cent of total funding received in 2018.

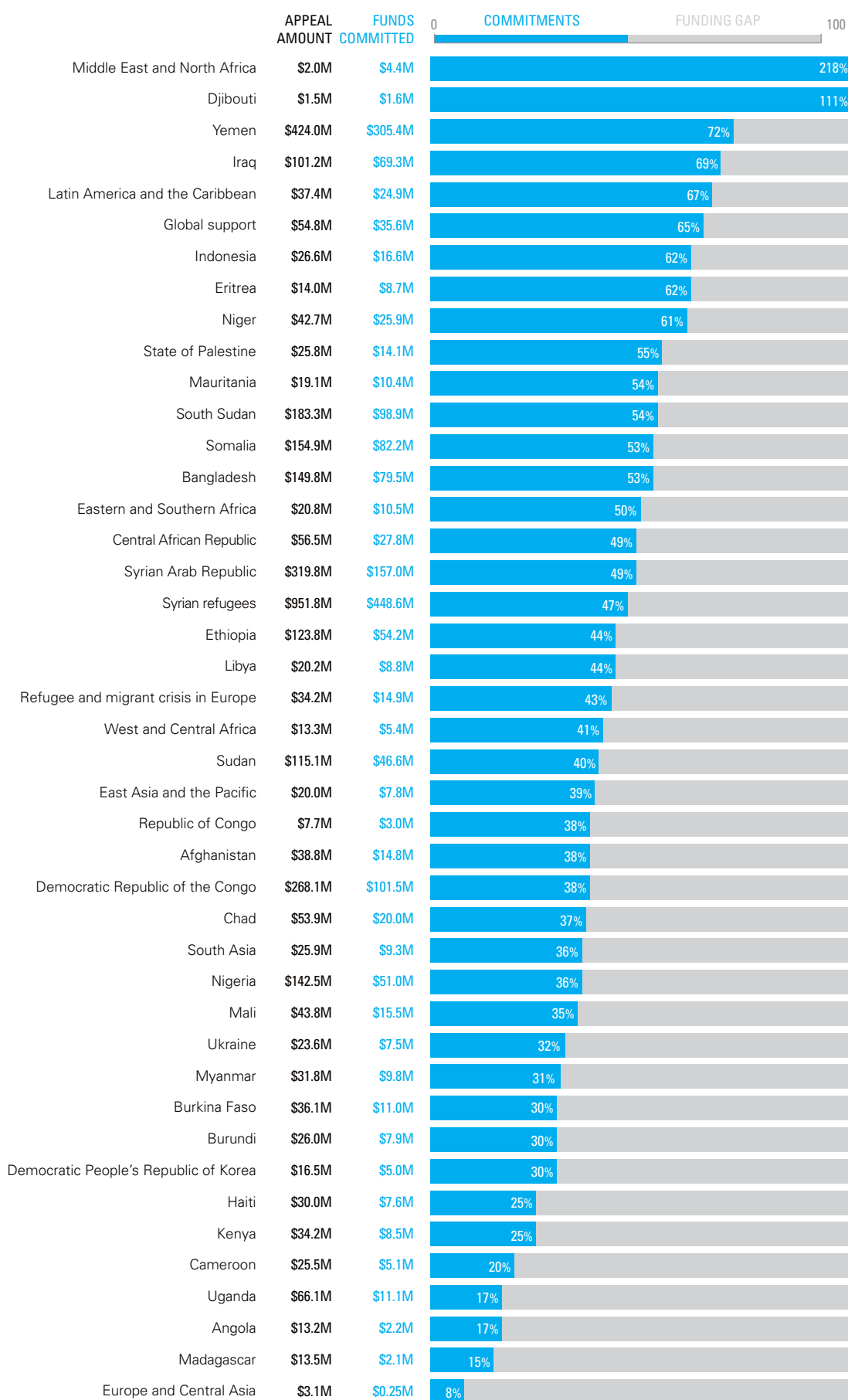
In 2018, thematic funding reached US\$126.1 million – 7 per cent of the funding committed. Of the total committed, 2 per cent was global humanitarian thematic funding (GHTF), the most flexible funding available. While it represented a relatively low percentage, GHTF still allowed UNICEF to make strategic and timely allocations to country offices that were most in need, particularly those lacking donor support and visibility. For example, in Papua New Guinea, GHTF was used to provide immediate life-saving assistance, while in Afghanistan, the Sudan and countries affected by the Venezuelan migrant crisis, GHTF was used to scale up crucial programmes.

UNICEF will continue to strengthen partnerships and explore new and innovative solutions to attract flexible resources. This will be essential to addressing humanitarian needs, strengthening the linkages between humanitarian and development efforts and protecting the lives and well-being of children everywhere.

<sup>1</sup> Figures presented in this narrative are provisional as of 10 December 2018, and are subject to change.  
<sup>2</sup> Provisional funds committed as of 10 December, as per the contribution agreements against the current appeal year.  
<sup>3</sup> Pass through contribution from Saudi Arabia and the United Arab Emirates.



Humanitarian Action for Children: Funding commitments and shortfalls in 2018  
(US\$ millions)\*\*



TOP TEN

Thematic donors

	Netherlands	\$20.5M
	German Committee*	\$19.2M
	Denmark	\$14.5M
	US Fund for UNICEF	\$11.3M
	Japan Committee*	\$9.1M
	UK Committee*	\$7.9M
	Swedish Committee*	\$6.1M
	Norwegian Committee*	\$6.0M
	French Committee*	\$4.6M
	Dutch Committee*	\$3.3M

TOP FIVE

Multi-year donors\*\*\*

Public donors

	Kuwait
	Denmark
	United Kingdom
	European Commission
	Republic of Korea

Private donors

	German Committee*
	US Fund for UNICEF
	Japan Committee*
	Swedish Committee*
	Norwegian Committee*

\* Refers to National Committee for UNICEF

\*\* Presented figures are provisional as of 10 December 2018 and are subject to change.

\*\*\* Multi-year funding is funding provided for two or more years based on agreements signed in 2018.

# GLOBAL SUPPORT FOR UNICEF'S HUMANITARIAN ACTION

Humanitarian action is central to UNICEF's mandate and realizing the rights of every child. UNICEF responds to more than 300 humanitarian situations every year. As such, we are working to deliver principled humanitarian response more systematically, in line with the Core Commitments for Children in Humanitarian Action and the UNICEF Strategic Plan, 2018–2021.

Country-level humanitarian action is supported by a global architecture made up of UNICEF's 7 regional offices and 10 headquarters divisions. These offices provide the core infrastructure to support field preparedness and response to save lives, protect rights, reduce vulnerabilities to disasters and conflicts, support global and country coordination mechanisms and promote humanitarian partnerships. UNICEF's global support is coordinated by the Office of Emergency Programmes, including a security team and the 24-hour, 7-day Operations Centre. In 2019, the cost of this support will reach US\$66 million,<sup>4</sup> 1.7 per cent of UNICEF's overall 2019 humanitarian appeal.

## Global support to the field in 2018

Six major emergencies required organization-wide mobilization in 2018: the refugee crisis in Bangladesh and the protracted crises in the Democratic Republic of the Congo, northeast Nigeria, South Sudan, the Syrian Arab Republic and neighbouring countries and Yemen.

Investments in UNICEF's global support translated into the following achievements in 2018:

- A total of US\$347 million in supplies were procured for countries responding to emergencies, including US\$318.4 million for the seven Level 2 and Level 3 emergencies.<sup>5</sup>
- UNICEF's Emergency Response Team (ERT) expanded from 14 to 22 staff with specialized skills in emergency coordination, programming, operations, gender, accountability to affected populations and humanitarian cash transfers. In 2018, the ERT undertook 77 missions to 39 countries and 2 regional offices, totalling 2,557 days. Forty-five per cent of these missions (1,475 days) supported preparedness and response to Level 2 and Level 3 crises.
- UNICEF deployed 83 standby partner personnel to country offices through agreements with 30 standby partner organizations. Forty-nine per cent of these deployments supported responses to Level 2 and Level 3 emergencies.<sup>6</sup>
- UNICEF's global cluster rapid response teams supported 28 countries, including four Level 3 emergencies, through 80

missions totalling more than 3,518 days.<sup>7</sup>

- The Emergency Programme Fund – a revolving fund disbursed to field offices within 48 hours of a sudden humanitarian crisis, before donor resources are available and to underfunded emergencies – disbursed US\$66.7 million to 28 country offices and two regional offices in 2018.<sup>8</sup>
- UNICEF rolled out the Security Framework of Accountability to enable UNICEF to deliver on its humanitarian mandate.
- UNICEF's Emergency Preparedness Platform – a system for enhancing the organization's early warning and preparedness – was rolled out globally in early 2018. By mid-year, all country offices had approved their preparedness plans in the system.
- An organization-wide strategy for scaling up accountability to affected populations (AAP) was endorsed in 2018. The strategy aims to systematically integrate AAP into all UNICEF programmes. UNICEF also continued to support the Communication and Community Engagement Initiative with partners to promote a collective approach to AAP in countries.

## Looking ahead

As conflicts and disasters continue to have devastating consequences for children, UNICEF will focus on initiatives that improve the quality of its humanitarian response generally, and particularly in high-threat contexts. This includes investing in country office preparedness through better risk analysis and the identification of high-return actions; strengthening the normative frameworks around humanitarian access and simplified operating procedures for Level 2 and Level 3 emergencies; updating the Core Commitments for Children in Humanitarian Action to reflect new realities; better coordinating field support for countries preparing for, planning and responding to crises; scaling up humanitarian cash transfer programmes by establishing systems, building capacities and generating evidence; expanding engagement with affected populations; ensuring that our preparedness and response are relevant through improved benchmarking, better evidence and inter-agency collaboration; and strengthening humanitarian leadership at the country level through learning and capacity building initiatives. In addition to expanding and developing new partnerships at the global level to more effectively address humanitarian challenges, UNICEF will also continue to invest in its cluster leadership role through advocacy, field support, normative guidance, evidence generation and capacity building at the country level.

<sup>4</sup> This is an estimate. It does not include additional requirements laid out in the regional chapters of *Humanitarian Action for Children 2019*.

<sup>5</sup> This is an estimate based on preliminary figures as of November 2018.

<sup>6</sup> As of 29 December 2018; excludes deployments to headquarters locations.

<sup>7</sup> Includes missions undertaken by UNICEF's Global Cluster Coordination Unit.

<sup>8</sup> As of 31 December 2018.



## Global support results in 2018

**US\$347 million**

SUPPLIES PROCURED FOR EMERGENCIES

**US\$66.7 million**DISBURSED FROM THE UNICEF EMERGENCY  
PROGRAMME FUND TO 30 OFFICES

## Surge support

(includes Emergency Response Team, Rapid  
Response Team and standby personnel)**129 standby and surge**

PERSONNEL DEPLOYED

**56 countries**BENEFITED FROM STANDBY  
AND/OR SURGE SUPPORT**240 deployments**THROUGH STANDBY/SURGE  
TOTALLING 20,518 DAYS**GLOBAL SUPPORT FOR THE EBOLA RESPONSE IN  
THE DEMOCRATIC REPUBLIC OF THE CONGO**

The year 2018 saw the largest Ebola outbreak in the history of the Democratic Republic of the Congo, and the first outbreak of the disease in a conflict setting. As of 10 December 2018, over 500 cases of Ebola have been reported, with 250 deaths. Children and women have been disproportionately affected.

Through the Health Emergencies Preparedness Initiative, UNICEF public health experts joined the integrated multi-agency response, serving in both leadership and operational roles. Overall, UNICEF:

- Facilitated population acceptance and the effectiveness of the response by reaching over 6 million people through interpersonal communication and community engagement, including with community leaders and anthropologists;
- Provided sanitation and hygiene services to over 380 health facilities and 400 schools as part of infection prevention and control, contributing to the reduction of transmission in the health system;
- Provided psychosocial support as part of identifying and following up on case contacts, preparing families for safe and dignified burials, facilitating admission of patients to Ebola treatment centres and reaching over 4,700 contact families with psychosocial and material assistance;
- Provided psychosocial and nutritional care to 421 infected children admitted to Ebola treatment centres and over 400 orphans and separated children; and
- Deployed supplies valued at US\$3 million to operationalize the multi-sectoral response.

**Democratic Republic of the Congo, 2018**

Students wash their hands at a handwashing point before entering their classroom. UNICEF installed the facility to help contain the Ebola outbreak.

# GLOBAL SUPPORT

for UNICEF's humanitarian action in 2019



## COUNTRY LEVEL

- Afghanistan
- Angola
- Bangladesh
- Burkina Faso
- Burundi
- Cameroon
- Central African Republic
- Chad
- Children on the move – Venezuela crisis
- Democratic People's Republic of Korea
- Democratic Republic of the Congo
- Eritrea
- Ethiopia
- Haiti
- Iraq
- Kenya
- Libya
- Madagascar

## REGIONAL SUPPORT

- Europe and Central Asia
- East Asia and the Pacific
- Eastern and Southern Africa
- Latin America and the Caribbean

## OPERATIONAL SUPPORT

### Human resources

- Headquarters Emergency Unit
- Coordinating three models of deployment (internal, external and standby)

## HUMANITARIAN PROGRAMME SUPPORT

### Programmatic support

- Nutrition, health, WASH, child protection, education, HIV and AIDS
- Communication for development, early childhood development and disabilities
- Resilience
- National capacity development
- Disaster risk reduction/preparedness
- Peacebuilding

### Communication

Office of the Security Coordinator and Operations Centre (OPSCEN)



### Global cluster coordination

- Field support
- Information management



### Partnerships

- Inter-agency
- Transformative Agenda
- Non-governmental organizations, civil society and academia
- Integrated presences



Total cost of global support in 2019:  
**US\$66 million**

Total cost covered by core resources:  
**US\$28.7 million**



**US\$3.9  
BILLION**

- Mali
- Mauritania
- Myanmar
- Niger
- Nigeria
- Pakistan
- Refugee and migrant crisis in Europe
- Republic of Congo
- Somalia
- South Sudan
- State of Palestine
- Sudan
- Syrian Arab Republic
- Syrian refugees
- Uganda
- Ukraine
- Yemen
- Zimbabwe

**US\$4.4  
MILLION**

- Middle East and North Africa
- South Asia
- West and Central Africa

**Information and communications technology**

**Resource mobilization**

**Finance and administration**

**US\$13.4  
MILLION**

**Supply and logistics**

- Copenhagen and regional hubs
- Procurement
- Warehousing
- Logistical support

**Mobilize global support**

- Systems and procedures
- Technical support

**US\$48.1  
MILLION**

**Policy and guidance**

- Core Commitments for Children
- Equity (including gender)
- Protection of civilians (including children and armed conflict)
- Knowledge management
- Innovation
- High-threat environments
- Humanitarian advocacy
- Cash-based transfers

**Results-based management**

- Needs assessment
- Performance monitoring
- Evaluation

Total cost covered by other resources:  
**US\$2.7 million**

Funding gap:  
**US\$34.6 million**

Further information on UNICEF's humanitarian action can be obtained from:

**Manuel Fontaine**

Director  
Office of Emergency Programmes  
UNICEF New York  
Tel: +1 212 326 7163  
Email: mfontaine@unicef.org

**Sikander Khan**

Director  
Geneva Office of Emergency Programmes  
UNICEF Geneva  
Tel: +41 22 909 5601  
Email: sikhan@unicef.org

**Carla Haddad Mardini**

Director  
Public Partnerships Division (PPD)  
UNICEF New York  
Tel: +1 212 326 7160  
Email: humanitarian.ppd@unicef.org

**Cover photo: Mali, 2018**

Children playing at the early childhood development centre in Barouéli village, Ségou Region.

**Back cover photo: Indonesia, 2018**

A family displaced by the September tsunami participates in activities at a temporary learning space supported by UNICEF.

United Nations Children's Fund  
Office of Emergency Programmes  
3 United Nations Plaza  
New York, NY 10017, USA

[www.unicef.org/appeals](http://www.unicef.org/appeals)

ISBN: 978-92-806-4987-1

© United Nations Children's Fund (UNICEF)  
January 2019

