



HIGHLIGHTS



78%
Reporting rate



247,784
Confirmed Malaria Cases



16%
Districts had inadequate ACT stock



34
Malaria deaths



48
Districts are having malaria Upsurges



39%
Districts had inadequate RDT stock

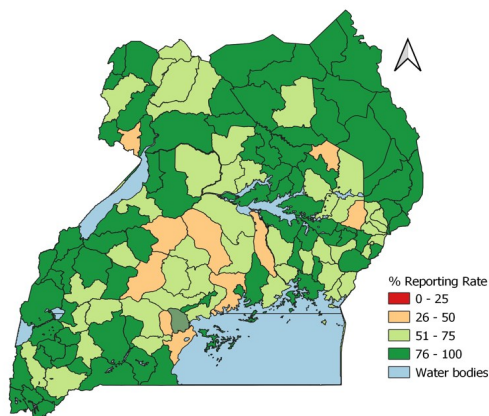


57%
Test Positivity Rate

SUMMARY OF KEY INDICATORS OVER THE LAST 4 WEEKS

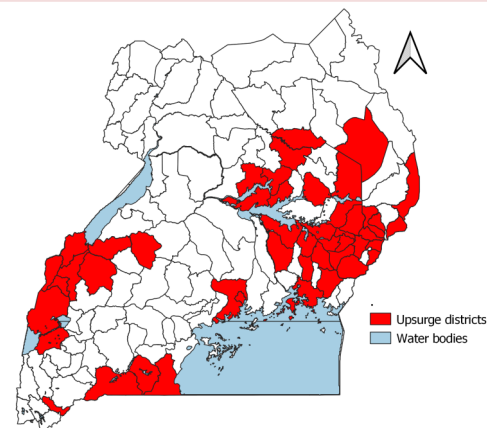
Year	Week	Reporting rate	Confirmed cases	Test positivity rate	Deaths	No. of districts in upsurge	% of districts with inadequate ACT stock	% of districts with inadequate RDT stock
2022	24	67	295,006	59	29	73	30	41
2022	25	69	268,796	58	31	66	19	38
2022	26	75	263,582	58	23	52	16	36
2022	27	78 ↑	247,784 ↓	57 ↓	34 ↑	48 ↓	16	39 ↑

REPORTING RATES



6 districts were below 50% reporting. Districts that had low reporting rates and require support include: **Bukomansimbi (41%), Bukedea (45%), Masaka (47%), Kayunga, Wakiso & Mubende (48%)**

MALARIA UPSURGES

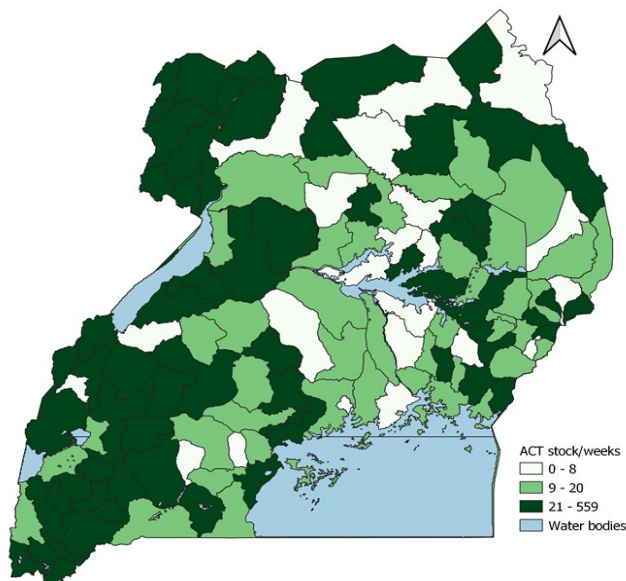


Districts that moved out of upsurge this week were: **Moroto, Serere, Bugweri, Kabale, Kikube, Kisoro, Kotido, Lamwo, Luuka & Luwero**

Districts that moved back into upsurge this week were: **Bundibugyo, Kagadi, Kapchorwa, Kyenjojo, Mayuge & Wakiso**

ACT AVAILABILITY IN THE DISTRICTS

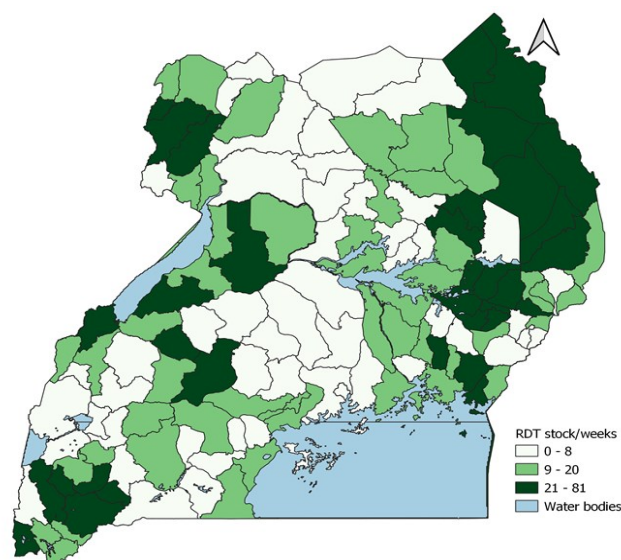
RDT AVAILABILITY IN THE DISTRICTS



16% districts had inadequate ACT stock, similar to the previous week

Districts with <2 weeks of stock include: **Alebtong***, **Nabilatuk***, **Kitgum***, and **Pader***

50% districts were overstocked with ACTs



39% districts had inadequate RDT stock, an 8% increase from last week. Districts with ≤ 2 weeks of stock include: **Omoror***, **Amuru***, **Kween**, **Nakaseke***, **Gulu**, **Kampala***, **Kyankwanzi**, **Kalungu***, **Manafwa**, **Bunyangabu**, and **Wakiso***

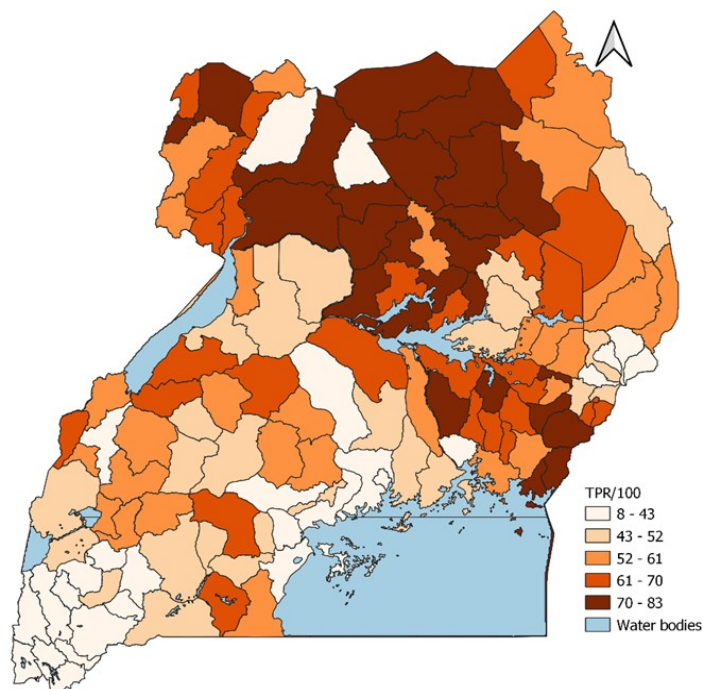
25% districts were overstocked with RDTs.

* means had ≤ 2 weeks of stock last week too

Summary of overstocked districts with ACTs and RDTs

District	ACT weeks of stock	District	ACT weeks of stock	District	ACT weeks of stock	District	RDT weeks of stock
SIRONKO	559	NEBBI	74	MASAKA	43	NGORA	81
OBONGI	525	RUKUNGIRI	69	SERERE	41	NABILATUK	80
KISORO	488	HOIMA	64	MUBENDE	41	MARACHA	74
ARUA	229	KAMWENGE	63	KOTIDO	39	SHEEMA	73
MOYO	167	PAKWACH	63	RUKIGA	39	KOTIDO	64
YUMBE	133	MASINDI	61	KUMI	38	SIRONKO	53
IBANDA	120	ADJUMANI	55	KAZO	36	KUMI	46
MITOOMA	112	RUBANDA	51	KIRUHURA	34	AMURIA	45
BUNDIBUGYO	110	KASESE	50	LAMWO	33	KIBAALÉ	44
ZOMBO	100	SHEEMA	48	KIKUUBE	32	MASINDI	34
RWAMPARA	94	MITYANA	48	KARENKA	32	KIKUUBE	34
MBARARA	78	KOBOKO	47	KAPCHORWA	32	IGANGA	34
MADI OKOLLO	77	NTUNGAMO	47	KYEGEGWA	31	RUKUNGIRI	32
KAPELEBYONG	77	PALLISA	45	KABALE	30	KARENKA	30
BUTAMBALA	77	KIBUKU	44	AGAGO	30	BUKEDEA	30
KIBAALÉ	75	MARACHA	44	GULU	30	NAKAPIRIPIT	29

TEST POSITIVITY RATE



Test positivity rate is 57% this week compared to 58% last week.

The highest Test positivity rates were reported in Otuke (83%), Pader & Lamwo (82%), Alebtong & Apac (79%), Omoro, Amuru, & Nwoya (78%), Kalaki & Agago (77%), Amolatar & Butebo (76%), Kamuli, Kaliro & Dokolo (75%), Abim & Yumbe (74%), Kole, Oyam & Tororo (73%), Kitgum (72%) and Maracha, Busia, Namayingo & Butaleja (71%)

MALARIA DEATH

DISTRICT	HEALTH FACILITY	DEATHS
Hoima	Hoima Regional Referral Hospital	9
Fort Portal	Fort Portal Regional Referral Hospital	5
Iganga	Iganga Hospital	3
Kyenjojo	Kyarusozi HC IV	2
Mbale	Mbale Regional Referral Hospital	2
Kiryandongo	Panyadoli HC IV	2
Buliisa	Biiso HC IV	1
Kyegegwa	Bujubuli HC III	1
Wakiso	Bweyogerere HC III	1
Kyenjojo	Hope Again Medical Centre HC III	1
Kibuku	Kibuku HC IV	1
Kitgum	Kitgum Hospital	1
Lira	Lira Regional Referral Hospital	1
Mayuge	Mayuge HC IV	1
Kyenjojo	Midas Torch HC IV	1
Isingiro	Nakivale HC III	1
Tororo	Tororo General Hospital	1

RECOMMENDATIONS

- Provide more response support to upsurge districts
- Support Emergency stock re-distribution to districts with inadequate stock. Prioritize **upsurge** districts.
- Provide more support to districts with persistent low reporting rates

DISCLAIMER: The data included in this summary was extracted from DHIS2 on July 16, 2022 (06:00HRS)

For further information please contact any of the following:

Dr. Jimmy OPIGO

PM NMCP/MoH

opigojimmy@gmail.com

Dr. Daniel KYABAYINZE

Director Public Health

Kyabayinnzed@gmail.com

Dr. Damian RUTAZAANA

MOH

damianamanya@gmail.com

Paul MBAKA

Assistant Commissioner

DHI/MOH

Dr. John REK

NMCD/MoH

jcedrek@gmail.com

Jane Frances ZALWANGO

NMCD/PHFP

jzalwango@musph.ac.ug

Marie Gorreti ZALWANGO

NMCD/PHFP

mzalwango@musph.ac.ug