

MINISTRY OF HEALTH, UGANDA
Weekly Malaria Status-Week 41 October 2021
11TH OCT—17TH OCT 2021



The weekly malaria status update is produced by National Malaria Control Division on weekly basis to guide in planning. This status update uses weekly surveillance data.

Highlights

The reporting rate decreased to 71.2% this week from 73.2% in last week.

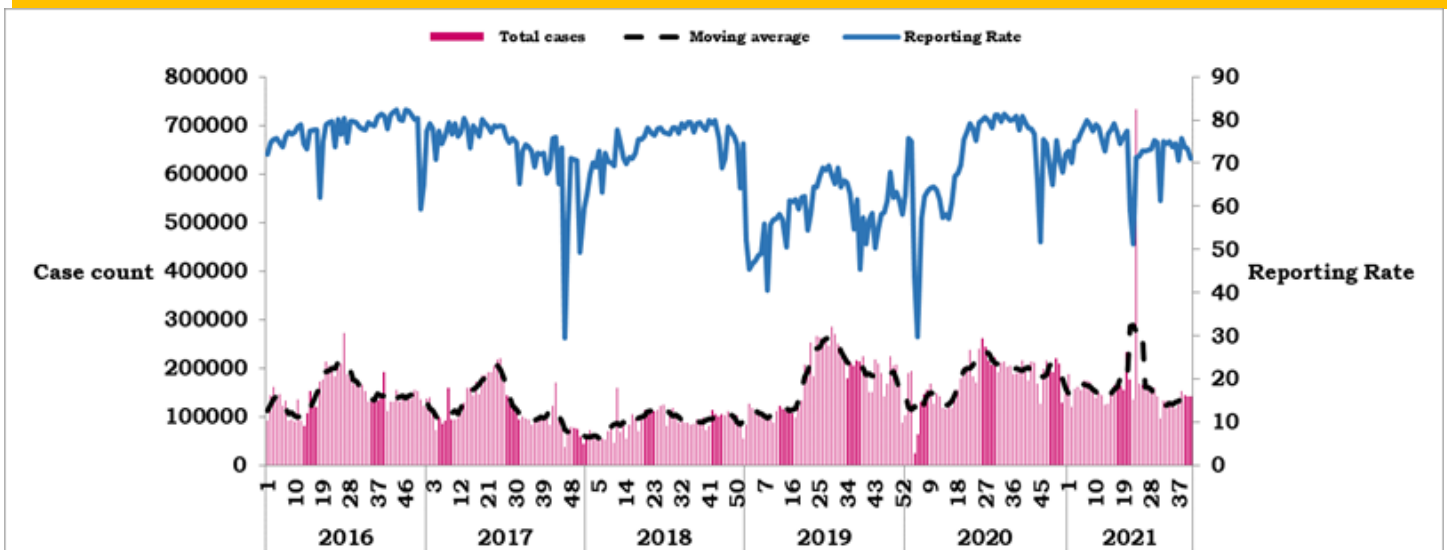
A total of 141,835 malaria confirmed cases were reported, a decrease by 0.3% from 142,303 last week.

Test positivity rate this week was 52.3% compared to 51.6% last week. The highest Test positivity rates were reported in Butebo (75.5%), Kibuku (74.3%), Abim (72.3%), Namutumba (72.1%), Alebtong (71.8%), Maracha (71.6%), and Yumbe (70.4%).

There were 16 malaria deaths this week compared 20 death reported last week. Bukwo (3), Buhweju(1), Iganga(1), Isingiro (1), Kamuli (2), Kasese(1), Kitgum (3), Koboko (1), Kyenjojo (1), Mubende (9)

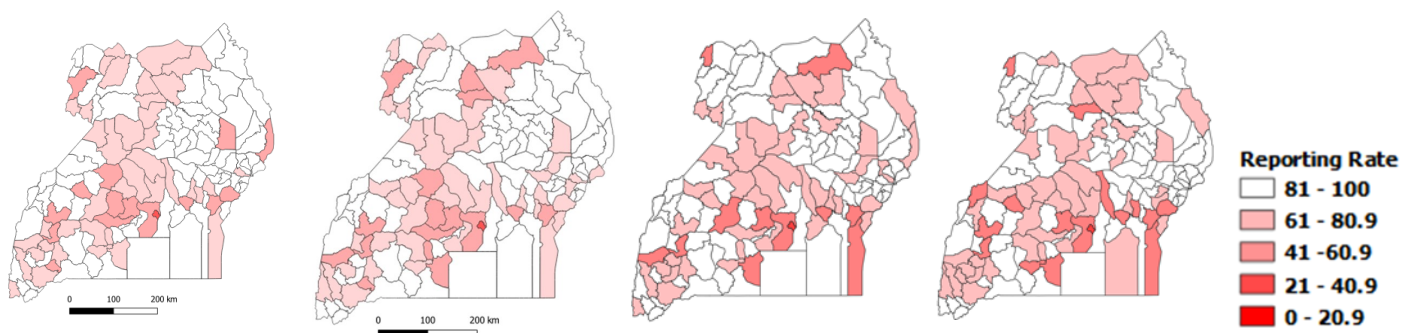
This week, 79(57.7%) and 35(25.5%) districts had over-stock, adequate ACT stock respectively and 23(14.6%) districts had low ACT stock. 21(15.3%) and 27(19.7%) districts had over-stock and adequate RDT stock respectively and 93(65.7%) districts had low RDT stock .

Trends in the national malaria cases and reporting rates



This week, a total of 141,835 malaria confirmed cases were reported, a decrease by 0.3% from 142,303 last week. In the same week 2020, 175,016 cases were reported reported.

Reporting Rates



Week 32 2021

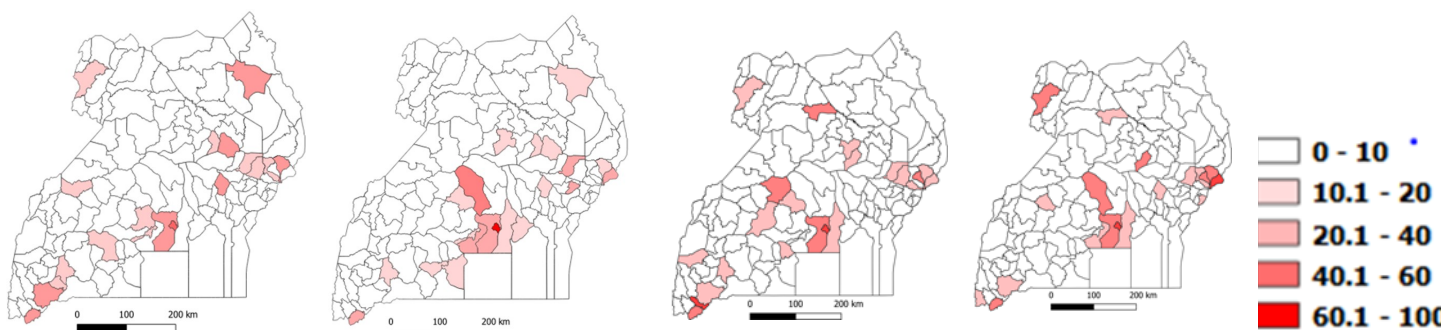
Week 33 2021

Week 40 2021

Week 41 2021

The National reporting rate decreased to 71.2% this week from 73.2% in last week. 31 (22.6%) districts had 100% reporting rate compared to 25 (18.5%) the previous week. The worst performing districts were Kampala (24.6%), Obongi (42.1%), Bugiri (42.3%), Wakiso (42.9%),

Test and Treat policy



Week 32 2021

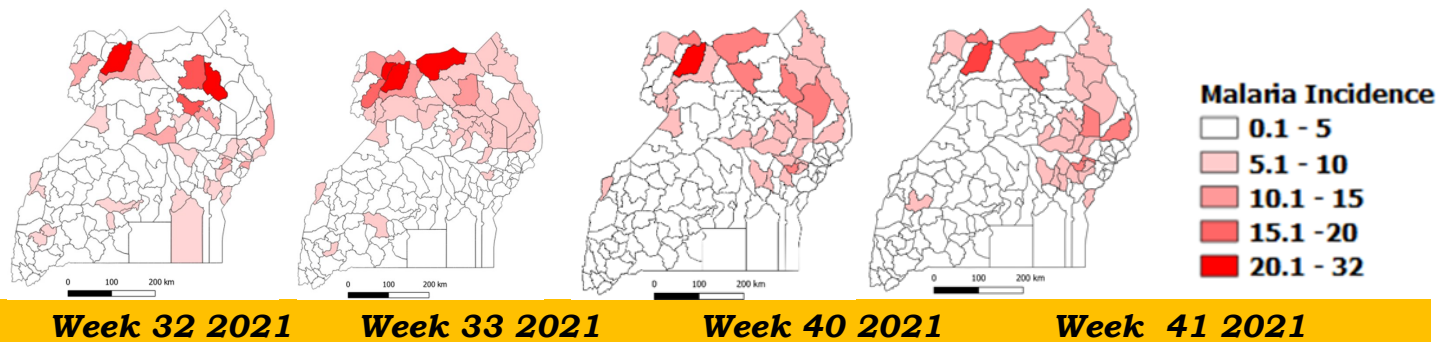
Week 33 2021

Week 40 2021

Week 41 2021

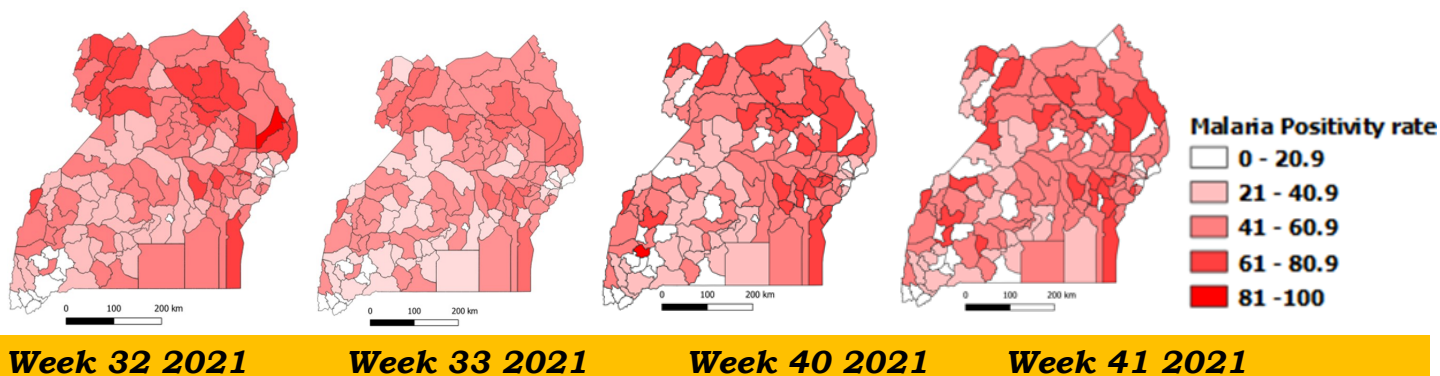
This week a total of 5,505 persons (3.7% of total treated) who tested negative for malaria were treated compared 5,045 persons (3.4% of total treated) negative cases who were treated in the previous week. The districts with the highest proportion of negative cases treated were Bukwo (52.6%), Kampala (49.4%), Wakiso (36.2%), Kaberamaido (33.6%), Nakaseke (30.3%), and Kabale (29%)

Trends of Confirmed Malaria Incidence/1000 population



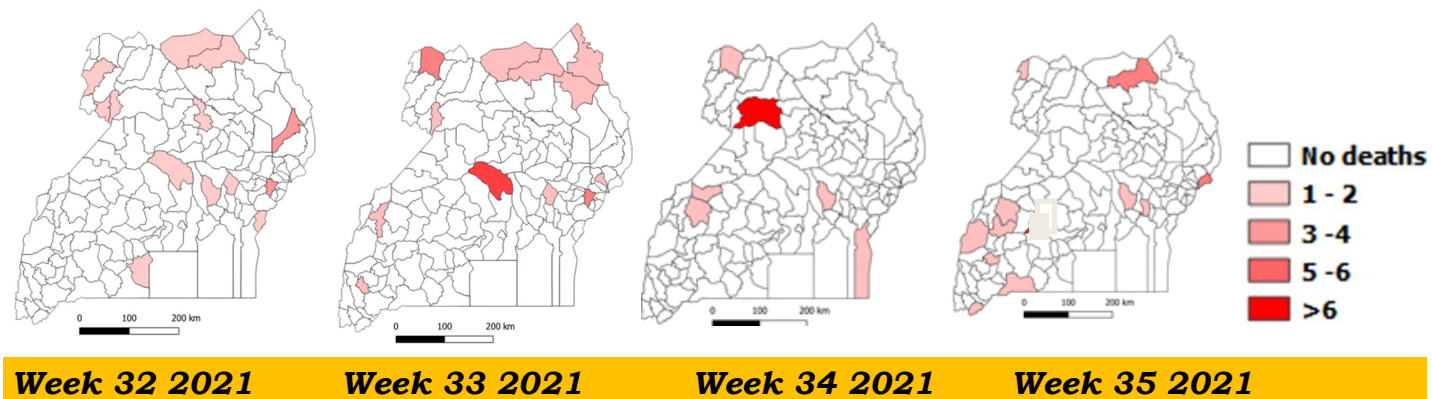
Malaria incidence remained at 3.3/1000 this week, it was 3.3/1000 last week. The incidence in the same week 2020 was 4.1/1000. This week, malaria incidence was highest in Adjumani (20.4%), Obongi (18.4%), Kibuku (14%), Karenga (13%), and Pader (11%).

Trends of Malaria Test Positivity rate



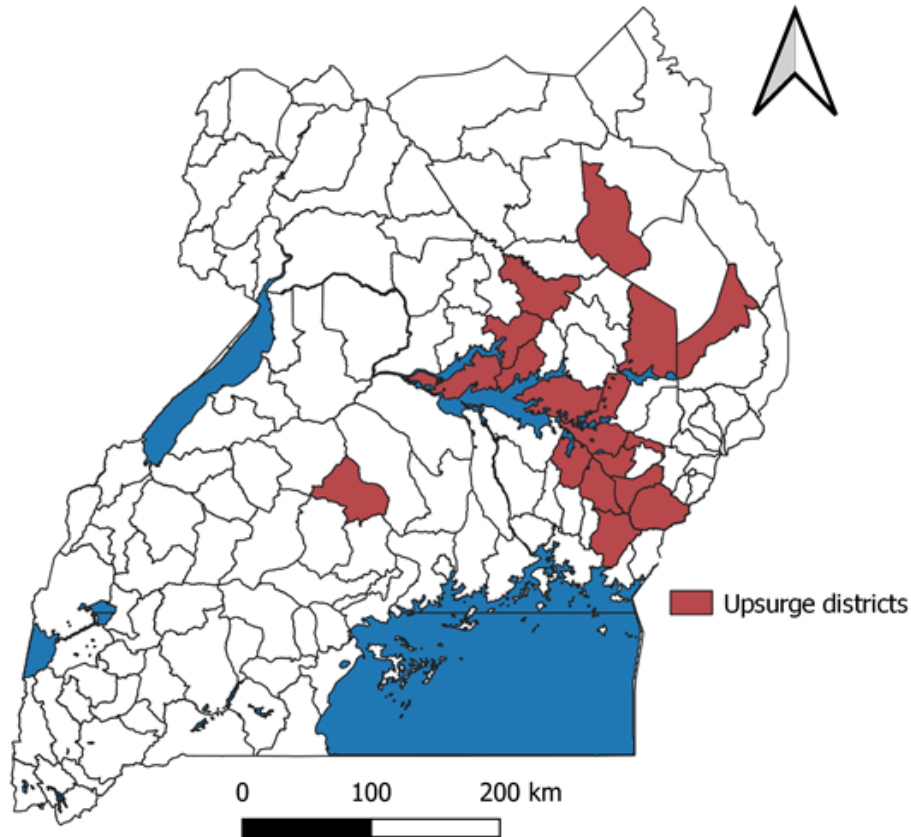
Test positivity rate this week was 52.3% compared to 51.6% last week. The highest Test positivity rates were reported in Butebo (75.5%), Kibuku (74.3%), Abim (72.3%), Namutumba (72.1%), Alebtong (71.8%), Maracha (71.6%), and Yumbe (70.4%).

Trends of Malaria Deaths



There were 25 malaria deaths this week compared 35 death reported last week. Bukwo(3), Buhweju(1), Iganga(1), Isingiro (1), Kamuli (2), Kasese(1), Kitgum (3), Koboko (1), Kyenjojo (1)

Districts with Malaria upsurge



From the Malaria Channels, the districts with the upsurge are Abim, Alebtong, Amolatar, Bugiri, Butaleja, Butebo, Dokolo, Kaberamaido, Kaliro, Kibuku, Katakwi, Kiboga, Nabilakuk, Pallisa, ngora, serere, Namutumba,

Activities /Updates of the week



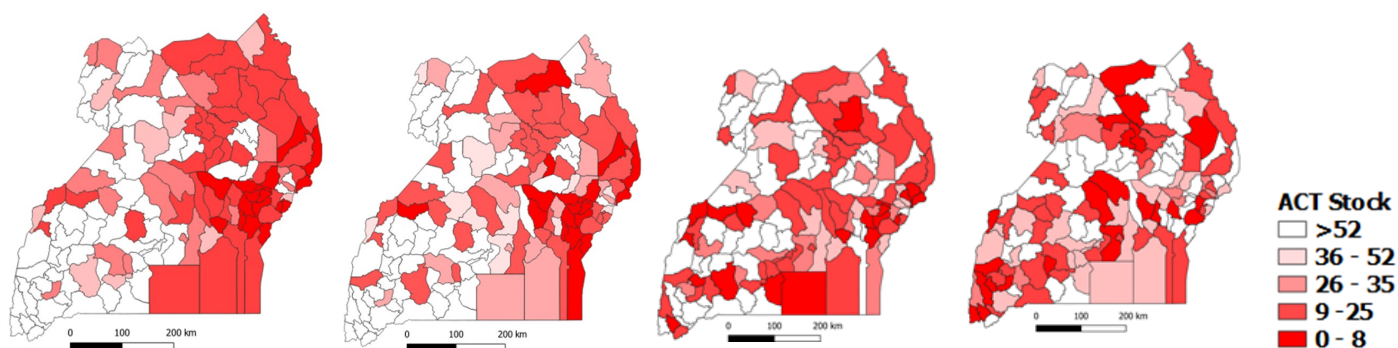
- Uganda National Meteorological Authority released an alert for increased Rainfall from 19th-22nd October 2021
- Agreements signed with buyers for provision of subsidised affordable antimalaria drugs to the private sector
- Routine Long Lasting Insecticidal Nets distribution, antimalaria drugs and Malaria Rapid diagnostic tests distribution to the health facilities ongoing
- 25 Motorcycles given to 25 districts to support malaria Vector Control Activities

Permanent Secretary distributing motorcycles to districts to support malaria vector control activities

Malaria Deaths at Health Facility Level

| District | Health facility | Deaths |
|-----------------|------------------------|---------------|
| Buhweju | Tumu hospital | 1 |
| Bukwo | Bukwo | 3 |
| Iganga | Iganga Hospital | 1 |
| Isingiro | Nakivale HCIII | 1 |
| Kabale | Kabale RRH | 1 |
| Kamul | Kamuli hospital | 2 |
| Kamwenge | Rukunyu hospital | 1 |
| Kasese | Karambi HCIII | 1 |
| Kitgum | Kitgum hospital | 2 |
| Kitgum | Namokola HCIII | 1 |
| Kyenjojo | Kyarusozi | 1 |

ACT Stock availability by district



Week 32 2021

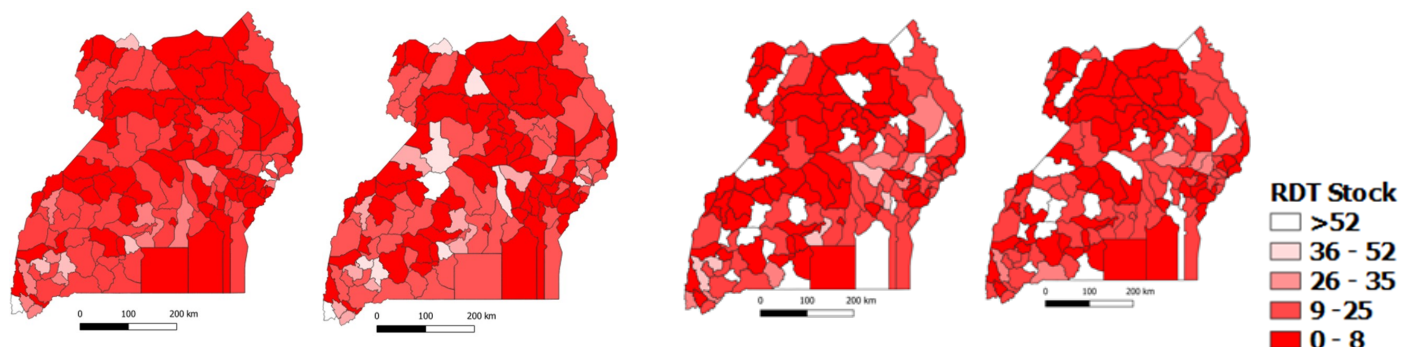
Week 33 2021

Week 40 2021

Week 41 2021

This week, 79(57.7%) districts had more than 20 weeks stock of ACT stock and 35(25.5%) districts had 8-20 weeks of ACT stock. 23(14.6%) districts had less than 8 weeks of stock for ACTS this week. Some of the districts with less than 8 weeks of ACT stock this week were Zombo (0), Yumbe(1), Wakiso (1), Tororo (1), Terego(2), and Soroti(2)

RDT Stock availability by district



Week 32 2021

Week 33 2021

Week 34 2021

Week 35 2021

This week, 21(15.3%) districts had more than 20 weeks of RDT stock compared to 27 (19.7%) districts in the previous week. 43(31.4%) districts had 8-20 weeks of RDT stock and 93(65.7%) districts having less than 8 weeks of RDT stock. .

Districts with less than 8 weeks of RDT stock this week were Kwania (0), Arua (0), Lira (0), Arua (0), Kassanda (0), Pakwach (0), Agago (0), Kibaale (0), Kitagwenda (1)

Key points from the week

- The reporting rate decreased to 71.2% this week from 73.2% in last week.
- A total of 141,835 malaria confirmed cases were reported, a decrease by 0.3% from 142,303 last week.
- Test positivity rate this week was 52.3% compared to 51.6% last week.
- Malaria incidence remained at 3.3/1000 this week, it was 3.3/1000 last week.

Recommendations

- Procurement section needs to follow up with the districts that have low RDT and ACT stock.
- Need to assist districts with persistent malaria upsurge
- Need to assess the stock outs of RDT and ACT stocks in districts with persistent low stock.

For further information please contact any of the following:

Jimmy OPIGO

PM NMCP/MoH

opigojimmy@gmail.com

Damian RUTAZANA

NMCP/MOH

damianamanya@gmail.com

Daniel KYABAYINZE

NMCP/MOH

Kyabayinzed@gmail.com

Paul Mbaka

Assistant Commissioner

DHI

Andrew KWIRINGIRA

NMCP/MOH

kwiri_andrew@yahoo.com

Patricia THIWE

NMCP/MOH

thiwepat@gmail.com