

MINISTRY OF HEALTH, UGANDA
Weekly Malaria Status-Week 28 July 2021
WEEK 25TH JUNE-28TH JULY 2021



The weekly malaria status update is produced by National Malaria Control Division on weekly basis to guide in planning. This status update uses weekly surveillance data.

Highlights

The reporting rate almost remained the same 73.2% in this week from 73.1% in last week.

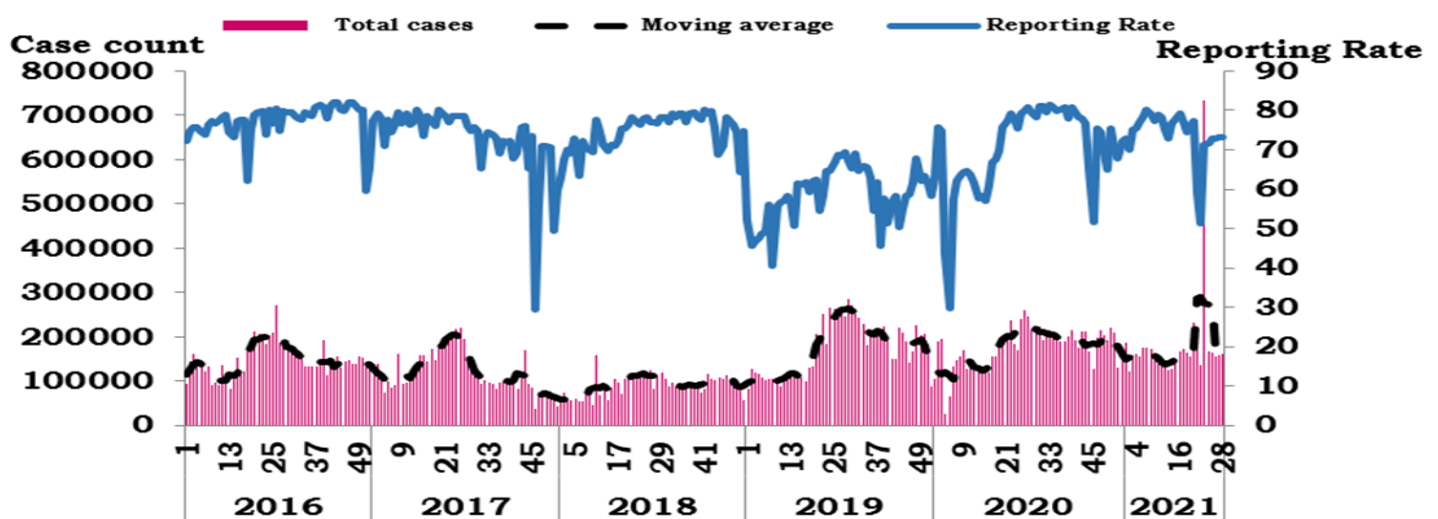
A total of 161,105 malaria confirmed cases were reported, an increase by 1.7% from 158,358 in the previous week

Test positivity rate this week was 52.3% compared to 50.15 % last week. The highest Test positivity rates were reported in Nabilatuk (79.7%), Pader (73.3%), Alebtong (72.9%), Maracha (72.5%), Otuke (72.2%), Yumbe (71.7%) and Zombo (68.8%).

There were 29 malaria deaths this week compared to 18 malaria deaths in the previous week. Amuria (1), Kaabong (1), Kamuli (3), Kitgum (3), Kole (2), Lamwo (1), Masindi (1), Mbale (3), Otuke (1), Pakwach (2), Serere (1), Wakiso (9) **being validated**, and Yumbe (1).

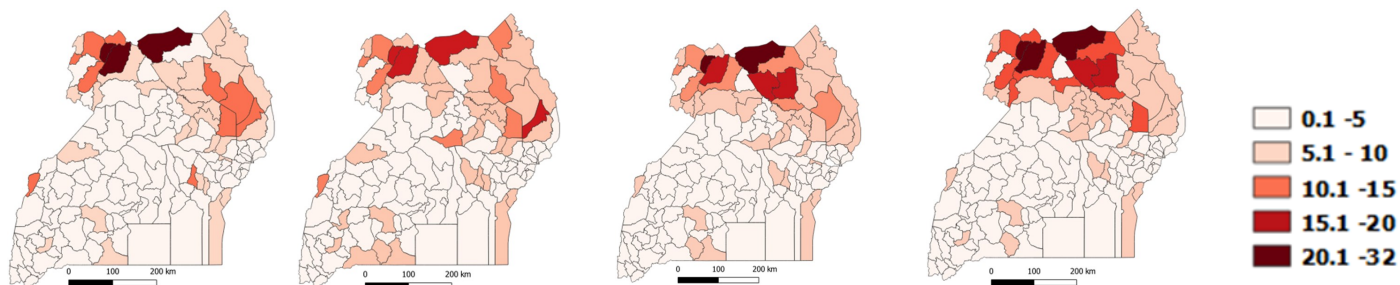
This week, 94(69.1%) and 25(18.4%) districts had over-stock, adequate ACT stock respectively and 17(12.5%) districts had low ACT stock, 22(16.2%), and 65(47.8%) dis-

Trends in the national malaria cases and reporting rates



This week, a total of 161,105 malaria confirmed cases were reported, an increase by 1.7% from 158,358 in the previous week. In the same week last year, 216,713 cases were reported

Trends of Confirmed Malaria Incidence/1000 population



Week 25 2021

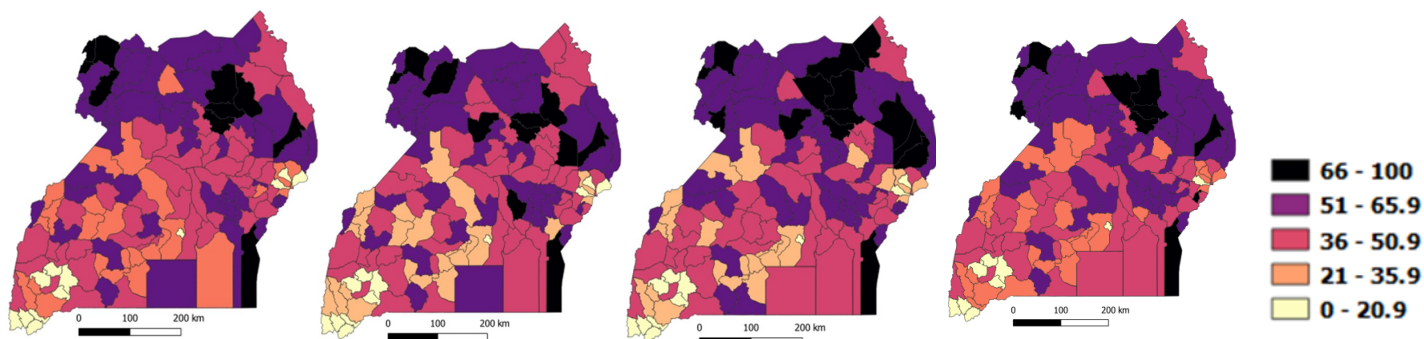
Week 26 2021

Week 27 2021

Week 28 2021

Malaria incidence increased to 3.8/1000 this week from 3.7/1000 last week. The incidence in the same week 2020 was 5.4/1000. This week, malaria incidence was highest in Obongi (27.3), Lamwo (22.1), Adjumani (21.8), Pader (19.6) and Agago (15.7).

Trends of Malaria Test Positivity rate



Week 25 2021

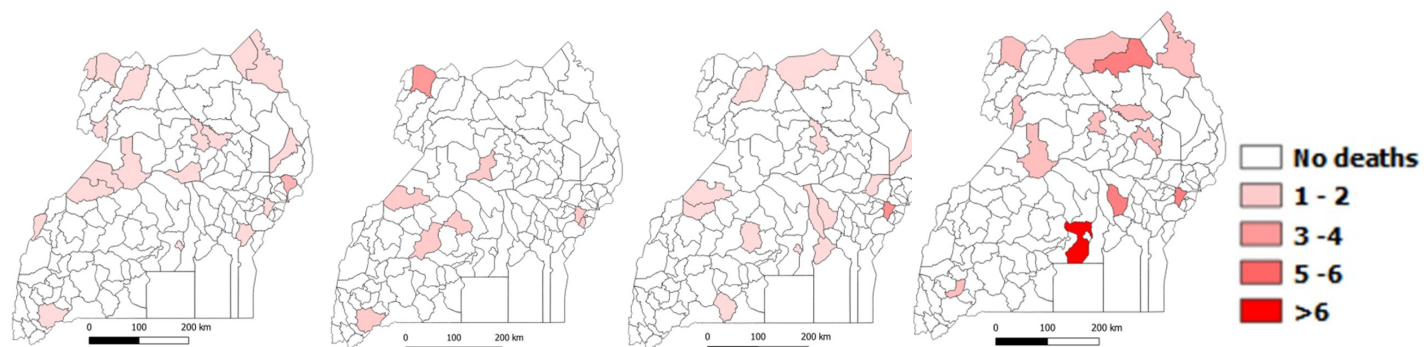
Week 26 2021

Week 27 2021

Week 28 2021

Test positivity rate this week was 52.3% compared to 50.15% last week. The highest Test positivity rates were reported in Nabilatuk (79.7%), Pader (73.3%), Alebtong (72.9%), Maracha (72.5%), Otuke (72.2%), Yumbe (71.7%) and Zombo (68.8%).

Trends of Malaria Deaths



Week 25 2021

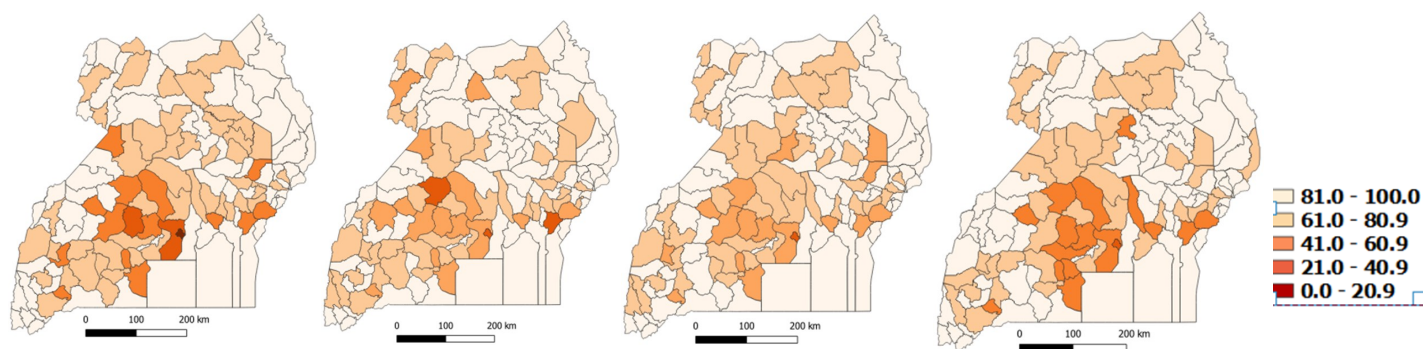
Week 26 2021

Week 27 2021

Week 28 2021

There were 29 malaria deaths this week compared to 18 malaria deaths in the previous week. Amuria (1), Kaabong (1), Kamuli (3), Kitgum (3), Kole (2), Lamwo (1), Masindi (1), Mbale (3), Otuke (1), Pakwach (2), Serere (1), Wakiso (9) **being validated**, and Yumbe (1).

Reporting Rates



Week 25 2021

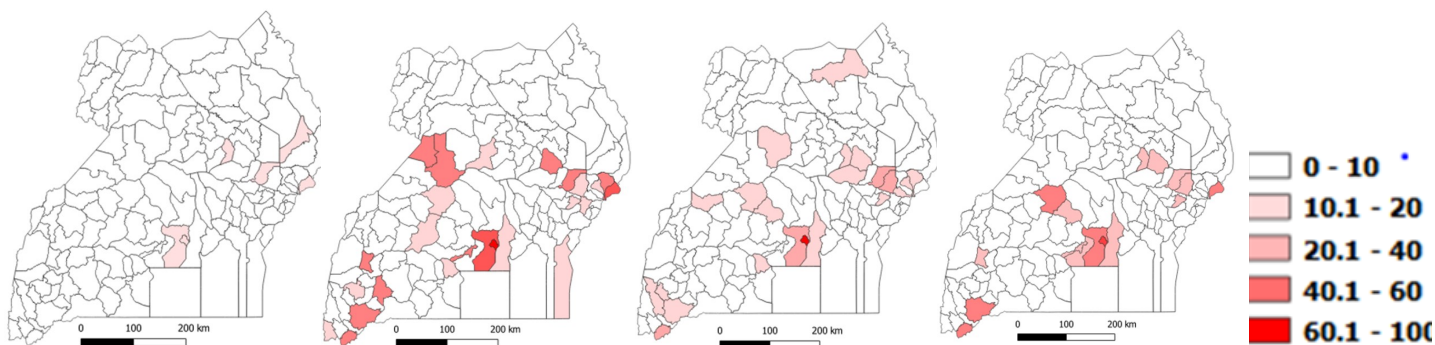
Week 26 2021

Week 27 2021

Week 28 2021

The National reporting rate increased to 73.2% in this week from 73.1% in last week. Thirty (22.7%) districts had 100% reporting rate same as the previous week. The worst performing districts were Kampala (23.8%), Bugiri (42.3%), Kassanda (42.9%), Kole (44.2%), Kyankwanzi (45.8%), Wakiso (45.8%) and Jinja (45.9).

Test and Treat policy



Week 25 2021

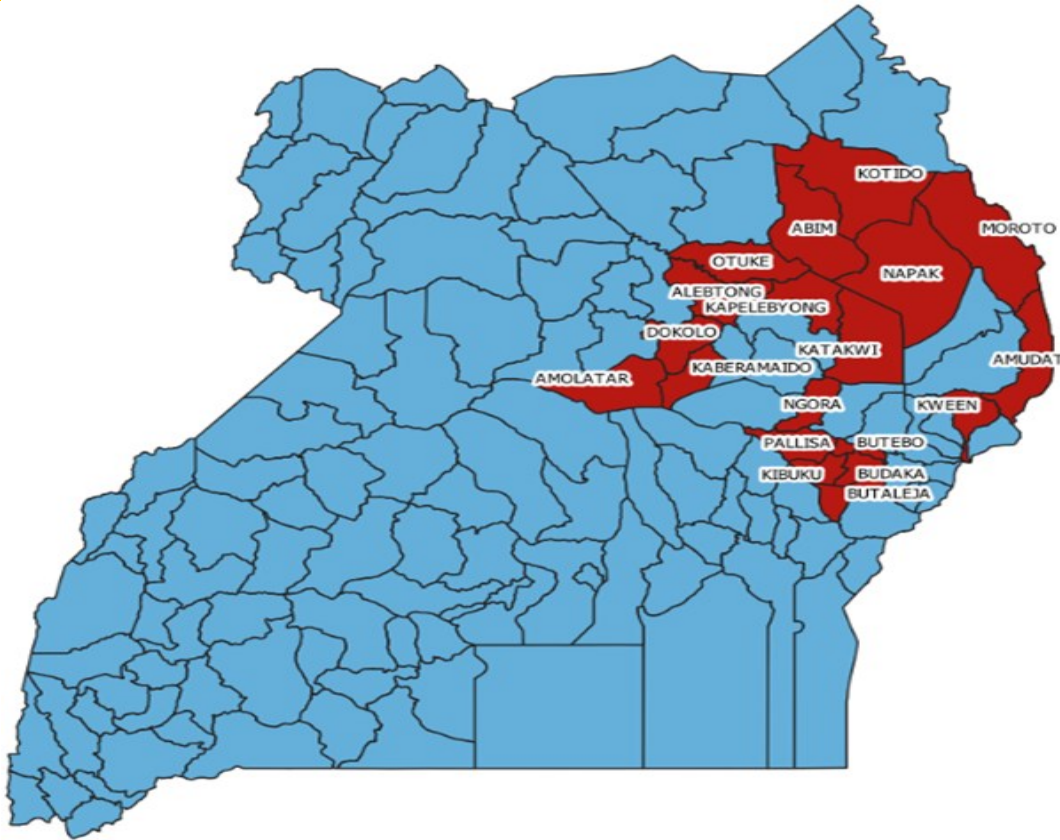
Week 26 2021

Week 27 2021

Week 28 2021

This week a total of 5,856 persons (3.4% of total treated) who tested negative for malaria were treated compared 5,917 persons (3.6% of total treated) negative cases who were treated in the previous week. The districts with the highest proportion of negative cases treated were Kampala (41.0%), Kabale (27.8%), Wakiso (26.3%), Bukwo (22.4%), Kyankwanzi (20.5%), and Ntungamo (20.4%).

Districts with Malaria upsurge



The districts with the upsurge are ; Abim, Alebtong, Amolatar, Amudat, Budaka, Butaleja, Butebo, Dokolo, Kaberamaido, Kapelebyong, Kibuku, Kotido, Kween, Moroto, Nabilatuk, Napak, Ngora, Otuke, and Pallisa

Activities of the week

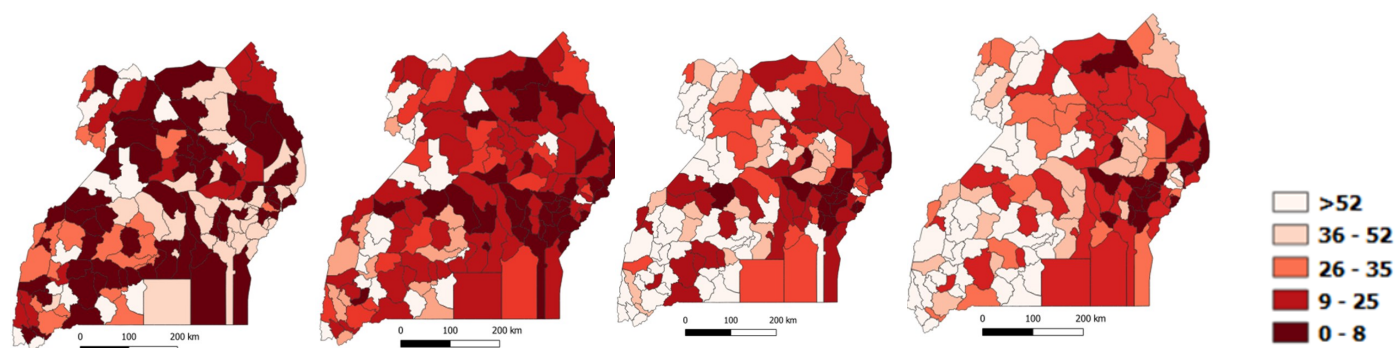


- Prime Minister Rt. Hon Nabbanja Robinah has received assortment of Mosquito bed nets from MoH to be given to Kasese floods victims next week.

Malaria Deaths at Health Facility Level

District	Health Facility	Deaths
Amuria	St Claire Orungo HCIII	1
Kaabong	Kalapata HCIII	1
Kamuli	Kamuli Hospital	3
Kitgum	Kitgum hospital	3
Kole	Agape drugshop -kole	2
Lamwo	Padibe HCIV	1
Masindi	Masindi hospital	1
Mbale	Mbale RRH	3
Otuke	Orum HCIV	1
Packwach	Packwach HCIV	2
Serere	Serere HCIV	1
Wakiso	Kawanda HCIII	9
Yumbe	Yumbe HCIV	1

ACT Stock availability by district



Week 25 2021

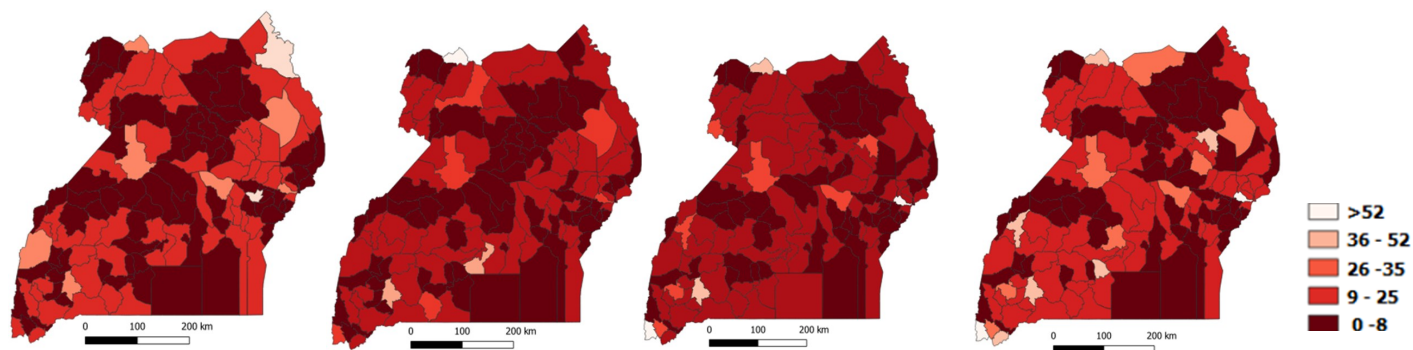
Week 26 2021

Week 27 2021

Week 28 2021

This week, 94(69.1%) districts had more than 20 weeks stock of ACT stock and 25(18.4%) districts had 8-20 weeks of ACT stock. 17(12.5%) districts had less than 8 weeks of stock for ACTS this week. Some of the districts with less than 8 weeks of ACT stock this week were Budaka (0), Namutumba (10), Amudat (1), Butaleja(1), Nabilatuk (2), Buyende (3), Pallisa 930, Bugiri (4),and Kalaki (4).

RDT Stock availability by district



Week 24 2021

Week 25 2021

Week 26 2021

Week 27 2021

This week, 22(16.2%) districts had more than 20 weeks of RDT stock compared to 20 (14.7%) districts in the previous week. 65(47.8%) districts had 8-20 weeks of RDT stock and 46(33.8%) districts having less than 8 weeks of RDT stock. .

Districts with less than 8 weeks of RDT stock this week Manafa (1), Butebo (1), Budaka (2), Namisindwa (2), Amudat (2), Pallisa (3). Namutumba (3) and Busia (3)

Key points from the week

- The reporting rate increased to 73.2% in this week from 73.1% in last week.
- Malaria incidence increased to 3.8/1000 this week from 3.7/1000 last week

Test positivity rate this week was 52.3% compared to 50.15 % last week.

A total of 161,105 malaria confirmed cases were reported, an increase by 1.7% from 158,358 in the previous week.

Recommendations

- DHT, National Medical Stores and NMCD should urgently support districts with low stock of ACT and RDT.
- Kawanda HCIII, Agape drug shop-Kole, Kitgum hospital, Kamuli hospital and Mbale RRH should conduct mortality audit.
- Verify with Kawanda HCIII to confirm the 9 deaths reported.
- The districts with high proportion of negatives treated need to be followed up.
- The Biostatisticians should support the lower health facilities on data quality
- NMCD and DHT should support and mentor staff in facilities in districts that have high proportion of negative cases treated to follow the test and

For further information please contact any of the following:

Jimmy OPIGO

PM NMCP/MoH

opigojimmy@gmail.com

Damian RUTAZANA

NMCP/MOH

damianamanya@gmail.com

Daniel KYABAYINZE

NMCP/MOH

Kyabayinnzed@gmail.com

Paul Mbaka

Assistant Commissioner

DHI

Alice Asio

NMCP/MOH

asioalice77@gmail.com

Patricia Thiwe

NMCP/MOH

thiwepat@gmail.com