



THE REPUBLIC OF UGANDA

MINISTRY OF HEALTH

Sector Grant and Budget Guidelines

FINANCIAL YEAR 2017/18

Foreword

These guidelines are issued by the Ministry of Health to Local Governments to provide information about the sector conditional grants in preparation of Local Government budget estimates for the Health sector. The guidelines consist of; the national policies for the sector, the role and mandate of Local Governments in the sector, an overview of Central Government grants to Local Governments, an explanation of how these are allocated to each Local Government, and budget requirements for FY 2017/ 18.

In FY 2017/18, a total of 512 Billion was appropriated to Local Governments for FY 2017/18 for the delivery of primary health care services. These funds comprise of District PHC Wage of UShs. 291.4 Billion, PHC Non Wage of Ushs. 39.92 Billion, PHC Development of 11.9 Billion, and Medicines budget of UShs. 168.3 Billion.

The UShs. 6.7 Billion allocated for Health Sub District (HSD) / Constituency Task Force activities in FY 2016/17 was appropriated under the non wage recurrent budget of public General Hospitals, HC IVs and IIIs. Arising out of that change;

- i. Each public HCIV was allocated an additional UShs. 7,540,107,
- ii. Each public HC III was allocated an additional UShs. 2,865,854, and
- iii. Each Government General Hospital was allocated an additional UShs. 31,023,732 to cater for operational costs.
- iv. The balance of UShs. 573 million was allocated to some Local Governments to mitigate the effects of the new allocation formula.

This is in addition to the FY 2016/17 PHC non wage grant allocations to these health facilities.

Following the request by the medical bureaus, 50% of the funds allocated to PNFP health facilities in FY 2016/17 was appropriated under Ministry of Health and constitute a medicines credit line facility at Joint Medical Stores for FY 2017/18. The PNFP health facilities are required to order for essential medicines and health supplies from JMS based on quarterly budgets, and guidelines from Joint Medical Stores and Ministry of Health.

I therefore call upon all Local Government Accounting Officers to ensure that the health sector detailed work plans including budget allocations to health facilities are finalized on time in line with these Sector Grant and Budget guidelines for FY 2017/18.

Dr. Diana Atwine
PERMANENT SECRETARY

Table of Contents

Foreword	2
Table of Contents	3
Chapter One	5
1.0 Introduction	5
1.1 National Sector Policy Priorities	5
1.2 Roles, responsibilities and mandate of Local Government	5
1.3 Purpose of the Guidelines	6
1.4 Health Sector Strategic approaches to improve Health Service Delivery	6
1.5 Reform on Consolidation of Local Government Fiscal Transfers	7
1.6 Role of the Ministry of Health in the Management of LG Transfers	8
1.7 Role of Sector Ministries and Agencies in the Management of LG Transfers	9
Chapter Two.....	11
2.0 Overview of the PHC Service Delivery System	11
2.1 Mandates of Local Governments.....	12
2.2 Role of the District Health Office	12
2.3 Role of the Municipal Health Office	14
2.4 Role of the Health Sub-District	15
2.5 Role of the Community / VHT (HC I).....	16
2.6 Role of Health Centre II.....	16
2.7 Role of Health Centre III	17
2.8 Role of Health Centre IV	17
2.9 Role of the General Hospital.....	17
Chapter Three	19
3.0 Health Sector Grants and Allocation Formula/ Guidelines FY 2017/18.....	19
3.1 Overall Structure and Purpose of transfers and Overall Allocations.....	19
3.2 Grant Allocation Formula.....	20
3.3 Grant Utilization Guidelines.....	21
3.3.1 PHC Conditional Wage Recurrent Grant.....	21
3.3.2 PHC Conditional Non Wage Recurrent Grant.....	22
3.3.3 PHC Development Grants	25

3.3.4 Development Project Implementation	27
3.3.5 Changes in projects to be implemented.....	27
3.3.6 Development Project Progress Reports	27
Chapter Four	28
4.0 Public Subsidies for PNFPs and PHPs	28
4.1 Criteria / Guidelines for Access of Public Subsidies by PNFPs and Private Health Providers.....	28
Chapter Five	31
5.0 Medicine Procurement, Supply and Management for Public Health Facilities...	31
5.1 Guidelines on Medicine Procurement, Supply and Management for public health facilities.....	31
5.2 Guidelines on Medicine Procurement, Supply and Management for Private Not For Profit health facilities	33
Chapter Six	36
6.0 ANNEXES	36
Annex I: Copy of the MOU Between the GoU and PNFP Health Service Providers 36	
Annex II: Copy of Memorandum of Understanding between the DLG and PNFP Health Service Providers for FY 2017/18	44
Annex III:.....	48
Copy of MOU between the GoU and the JMS for EMHS Credit Line for the Private Not for Profit Health Sector.....	48
Annex IV: Planning and Budget Calendar for LG Institutions	49
Annex V: Indicative Planning Figures for FY2017/18	52
Annex VI: Breakdown of PHC Non-Wage Recurrent (NWR) to Health Facilities and District/ Municipal Health Offices	58
Annex VII: Transitional Development Health Ad Hoc Beneficiary Health Facilities for FY2017/18	61
Annex VIII: PHC Non-Wage Grants Detailed Health Facility Allocations (Direct Transfers) For FY 2017/18.....	62
Annex IX: PHC NWR Funds for PNFP Health Facilities at JMS for Medicines FY 2017/18.....	125
Annex X: Project Quarterly Implementation Reporting Format.....	140
Annex XI: Outputs and Indicators.....	144

Chapter One

1.0 Introduction

These guidelines are issued by the Ministry of Health to Local Governments to provide information about the sector conditional grants and guide the preparation of Local Government budget estimates for the Health sector. They give details of (i) the national policies for the sector, (ii) the role and mandate of Local Governments in the sectors, (iii) an overview of Central Government grants to Local Governments, (iv) an explanation of how these are allocated to each Local Government, and (v) requirements that Local Governments must follow when preparing the budget.

1.1 National Sector Policy Priorities

Overall, according to the National Development Plan (NDP II) the health sector efforts should be geared towards attainment of universal health coverage through: Strengthening of the national health system including governance and regulatory framework, Reproductive, Maternal, Neonatal, Child and Adolescent Health (RMNCAH) Services, Communicable and Non-communicable disease prevention, mitigation and control, Health Education and Promotion (Lifestyle, hygiene, nutrition) using a multi-sectoral approach, Essential clinical care services including rehabilitation and palliative care, Health infrastructure development.

1.2 Roles, responsibilities and mandate of Local Government

In order to achieve the above priorities, Local Governments have the responsibility of ensuring that the population has access to health services through annual operational planning, management and delivery of quality health services by carrying out:

- Community mobilization
- Supervision
- Monitoring
- Resource mobilization and allocation and
- Enforcement of the health related laws and regulations

The Local Government Act (Schedule 2) specifies that Local Governments have the responsibility of delivering on the national health policy. This includes responsibilities for medical and health services such as: Hospitals, but not Regional Referral Hospitals; All Health Centers; Private not for profit Health facilities; Maternity and Child Welfare services; Communicable disease control, especially Malaria, HIV/AIDS, TB and Leprosy; Control of other diseases; Ambulance services; Vector Control; Environmental Sanitation; Health Education; Quality monitoring of water supplies;

Supervision and Monitoring of the private sector; and Implementation/Enforcement of the various Health Acts.

The responsibility centers for implementation of these activities are at four levels: the District Local Government level, the Health Sub-District (HSD) level (Health Centre IVs), Lower Level Health Facilities level¹ and the Community level. The District Health Officer, under the supervision of the Chief Administrative Officer and Ministry of Health, provides overall leadership in the delivery of health services.

1.3 Purpose of the Guidelines

This document is to provide guidance for the utilization of the Primary Health Care (PHC) grants and other decentralized health grants in FY 2017/18. These guidelines should be used to prepare and implement annual work plans for both Public and Private-Not-For-Profit (PNFP) facilities as well as Private Health Provider facilities where feasible / desirable.

Financial Management and Accounting procedures should be guided by the Public Finance Management Act 2015, Local Government Financing and Accounting regulations 2007, the Public Procurement and Disposal Act (PPDA) 2014 and any other guidelines as approved by the Ministry of Health (MoH).

1.4 Health Sector Strategic approaches to improve Health Service

Delivery

The Ministry has prioritized the following strategies to improve health service delivery next financial year;

1. Scaling up Public Health Interventions to address the high burden of preventable diseases in the country. Community Health Workers will be introduced as part of the health system to scale up Health promotion, education and effective communication to the population.

- Emphasis will be laid on prevention of the high burden of HIV/TB, malaria, Nutritional challenges, Environmental Sanitation and Hygiene, Immunization, Hepatitis B and Non Communicable Diseases.
- The CHEW policy, strategy and training curriculum have been finalized.

¹ The Lower Level Health Facilities are Health Centres IIs and IIIs

2. Improvement of Reproductive, Maternal, Neonatal, Child and Adolescent health services to reduce avoidable deaths of mothers and Children and improve their health status.
3. Human resources for health training, attraction, job scheduling, motivation, retention, and development will be prioritized. Additional resources for recruitment and incentives will be mobilized.
4. Infrastructural developments will be guided; constructions, rehabilitation and remodeling will focus on functionality of HC III, HC IV and Hospitals in addition to Districts with special needs like islands, difficult terrain, large populations and teaching Hospitals with the view to increase access to services for all.
5. Mobilization of additional resources for; medicines, laboratory supplies, reagents and Safe Blood Transfusion Services.
6. Effective and well-structured Support Supervision to the Local Governments.
7. Effective and functional referral system at all levels of health care-functionalize the emergency and ambulance services.

1.5 Reform on Consolidation of Local Government Fiscal Transfers

The Ministry of Finance, Planning and Economic Development (MoFED) in collaboration with the World Bank, Ministry of Local Government (MoLG) and the Local Government Finance Commission has effective FY 2015/16, been spearheading the reform on the consolidation of Local Government (LG) Inter – Governmental Fiscal Transfers.

The overall objectives of the reforms on fiscal transfers are:

- a) To allow existing and new national policies to be financed via the transfer system, at the same time avoiding future fragmentation of transfers and increasing discretion to ensure services are delivered in line with local needs;
- b) To shift the focus away from fragmented input-based conditions towards accountability for allocation decisions, expenditures and results;
- c) To use the transfer system to provide incentives to improve institutional and service delivery performance; and
- d) To restore adequacy and equity in allocation of funds for infrastructure and service delivery.

The first stage in consolidation put in place a new structure for transfers in the Budget of FY 2015/16 with the grant transfers under each Service Delivery Sector (such as Health) and grants under Administration and

Accountability Sectors merged into one Wage, Non- Wage and Development Grants each.

The second phase of implementation was finalized and is being implemented. This stage specifically involved:

- a) Consolidating and redesigning discretionary transfers.
- b) Revising the allocation formulae and principles for grants to LGs.
- c) Redesign of sector transfers and establishing budgeting requirements.

1.6 Role of the Ministry of Health in the Management of LG Transfers

Under this reform on fiscal transfers and in line with Section 97 of the LG Cap 243, Line Ministries are responsible for among others:

1. Ensuring implementation of National Policies and adherence to performance standards on behalf of LGs
2. Inspection, monitoring, offering technical advice, support supervision and training.

The specific roles of the MoH in the implementation of the LG PHC Grants include:

1. Developing and issuing grant information including allocation formulae, operational guidelines and budget requirements.
2. Providing data for formulae variables for Health Indicators (if not available from Uganda Bureau of Statistics).
3. Facilitating consultations with LGs during the LG Budget Consultative Regional Workshops.
4. Reviewing LG Draft Budget Framework Papers (BFPs) to check compliance with the sector budgeting requirements. This includes verification and accreditation of cost centers / health facilities submitted by LG accounting Officers.
5. Designing a system and set of outputs and outcomes indicators to be used in the assessment of LG performance.
6. Conducting physical and financial monitoring of activities implemented by Local Governments.
7. Compiling information about LG performance based on assessment and monitoring results; and
8. Providing targeted support and capacity building to LGs.

1.7 Role of Sector Ministries and Agencies in the Management of LG Transfers

Table 1: Role of the respective Sector Ministries and Agencies in the Management of LG Transfers

NO.	FUNCTION	MoFPED	MoH	LG Votes
A	Budget Preparation			
1	Developing and issuing grant information including allocation formulae, and budget requirements		✓	
2	Developing and issuing overall Local Government operational budgeting guidelines		✓	
3	Providing data for formulae variables for Health Indicators (if not available from Uganda Bureau of Statistics)		✓	
4	Application of the grants allocation formulae approved by the sector and generation IPFs using Online Transfer Information Management System (OTIMS)	✓		
5	Facilitating consultations with Local Governments during the Local Government Budget Consultative Regional Workshops;		✓	
6	Submission of the draft LG Budget Framework Papers following the issuance of grant operational guidelines			✓
7	Reviewing Local Government Draft Budget Framework Papers to check compliance with the sector budgeting requirements (including verification and accreditation of cost center data submitted by LGs)		✓	
8	Issuance of the 2 nd Budget Call Circular	✓		
9	Preparation and approval of the Local Government Budgets (performance			✓

NO.	FUNCTION	MoFPED	MoH	LG Votes
	Contracts including detailed Budget Estimates)			
B	Budget Execution			
10	Submission of Accounting Warrants – based on the quarterly expenditure limits by PS/ST and the approved budget including verified cost centre lists/ data			✓
11	Release of funds to Local Governments including service delivery units	✓		
12	Reporting on local Government Vote activities	✓		
C	Performance Assessment, Monitoring and Provision of Support			
13	Designing and developing a system and set of outputs and outcomes indicators to be used in the assessment of Local Government performance		✓	
14	Conducting physical and financial monitoring of activities implemented by Local Governments		✓	
15	Compiling information about Local Government performance based on assessment and monitoring results		✓	
16	Providing targeted support and capacity building to Local Government		✓	

Chapter Two

2.0 Overview of the PHC Service Delivery System

This chapter provides an overview of the PHC service delivery system and the responsibilities of the LGs and health facilities.

The Constitution and the LG Act 1997 (with Amendment Act 2001) defines the legal mandate of the District/Municipal Councils in the health sector.

The LGs are responsible for Medical and Health services including:

- 1) Management of General Hospitals and Health Centres (HCs) in the respective catchment areas
- 2) Supervision and Monitoring of the private sector
- 3) Implementation/Enforcement of the various Health Acts
- 4) Delivering the UNMHCP. The components of the UNMHCP are grouped under the four clusters of the health sector interventions listed below;

Cluster 1: Health Promotion, Disease Prevention and Community Health Initiatives Elements

- i. Health Promotion and Education
- ii. Environmental Health
- iii. Control of Diarrhoeal Diseases
- iv. School Health
- v. Epidemics and Disaster Preparedness and Response
- vi. Occupational Health

Cluster 2: Maternal and Child Health Elements

- i. Sexual and Reproductive Health and Rights
- ii. Newborn Health and Child Survival
- iii. Management of Common Childhood Illnesses
- iv. Expanded Programme on Immunization
- v. Nutrition

Cluster 3: Prevention and Control of Communicable Diseases

- i. STIs/ HIV/AIDS
- ii. Tuberculosis
- iii. Malaria
- iv. Diseases targeted for eradication/ elimination (Leprosy, Guinea Worm, Sleeping Sickness, Onchocerciasis, Schistosomiasis, Trachoma, Lymphatic Filariasis and Poliomyelitis)

Cluster 4: Prevention and Control of Non Communicable Diseases

- i. Non-communicable Diseases (NCDs)
- ii. Injuries, disabilities and rehabilitative health
- iii. Gender Based Violence (GBV)
- iv. Mental health & control of substance abuse
- v. Integrated Essential Clinical Care

- vi. Oral health
- vii. Palliative care

The responsibility centers for implementation of these activities are at four levels: the District LG level, the Health Sub-District (HSD) level (HC IVs), Lower Level Health Facilities level² and the Community level. The District Health Officer (DHO), under the supervision of the Chief Administrative Officer (CAO) and MoH, provides overall leadership in the delivery of health services.

2.1 Mandates of Local Governments

The roles of the LGs in Health can be summarized as follows;

- Mobilizing and allocating resources.
- Planning and budgeting for the services they are responsible for including compiling the LG BFPs.
- Approving District Development Plans (DDP) and Annual Work plans and Budgets
- Supervising and monitoring the overall performance of the district/municipal health care delivery system
- Human resources for health (HRH) development management (recruitment, deployment, in- service- training, career development, payroll management, etc.)
- Epidemic and disaster preparedness and response.
- Advocacy for health
- Health Systems Research.

2.2 Role of the District Health Office

This is the technical arm of the District in the management of the District health system. The core functions of the office revolve around the following management and technical support functions:

- 1) Policy implementation and planning:
 - Integration of the National Health Policies into the District Health System
 - Provision of leadership in the development of District Health Plans and Programmes
 - Building the capacity of the HSD teams in the planning process.
 - Resource mobilization, allocation and overall management.

² The Lower Level Health Facilities are Health Centres IIs and IIIs

- 2) Human Resource Development Management
 - Human resource planning and In-Service Training
 - Planning and Implementing Continuing Professional Development.
 - Personnel management functions

- 3) Quality Assurance / Support Supervision
 - Dissemination of national standards and guidelines and ensuring their implementation
 - Provision of technical support and backstopping to the HSDs for quality improvement
 - Conducting support supervision of the public and private sector.

- 4) Coordination and Integration of Health Services
 - Fostering inter-sectoral collaboration for health
 - Fostering collaboration between all providers (Government, PNFP, PHP and Traditional Complementary Medicine Practitioners (TCMPs))
 - Ensuring efficient and cost effective utilization of the available resources including development partner investments.

- 5) Disease and Epidemic Control / Disaster Preparedness
 - Conducting diseases surveillance and reporting
 - Health education and promotion
 - Health inspection for environment health and sanitation

- 6) Monitoring and Evaluation (M&E) of District Health Services
 - Collecting the relevant data
 - Utilization of Health Data and information to assess performance against targets
 - Assessment of various programs and interventions
 - Report on outputs and expenditures by the 10th day of each month

- 7) Advocacy for Health Services
 - Raising awareness of health sector needs among decision makers, consumers and health workers.

8) Health Systems Research

- Provision of leadership in Health Sector Operations Research and build capacity for HSDs and lower levels to undertake research

2.3 Role of the Municipal Health Office

This is the technical arm of the Municipal Council in the management of the urban health services. The core functions of the office revolve around the following management and technical support functions:

1) Policy implementation and planning:

- Integration of the National Health Policies into the urban Health System
- Provision of leadership in the development of urban Health Plans and Programmes
- Building the capacity of the HSD teams in the planning process.
- Resource mobilization, allocation and overall management.

2) Human Resource Development Management

- Human resource planning and In-Service Training
- Planning and Implementing Continuing Professional Development.
- Personnel management functions

3) Quality Assurance / Support Supervision

- Dissemination of national standards and ensuring their implementation.
- Provision of technical support and backstopping to the HSDs.
- Monitoring the implementation of the Municipal Health Plans.

4) Coordination and Integration of Urban Health Services

- Fostering inter-sectoral collaboration for health
- Fostering collaboration between all providers (Government, PNFP, PHP and TCMPs)
- Ensuring efficient and cost effective utilization of the available resources including development partner investments.

5) Disease and Epidemic Control / Disaster Preparedness

- Conducting diseases surveillance and reporting.

- Health education and promotion.
- Health inspection for environment health and sanitation.

6) Monitoring and Evaluation of Municipal Health Services

- Collecting the relevant data.
- Utilization of Health Data and information to assess performance against targets.
- Assessment of various programs and interventions.
- Report on outputs and expenditures by the 10th day of each month.

7) Advocacy for Health Services

- Raising awareness of health sector needs among decision makers, consumers and health workers.

8) Health Systems Research

- Provision of leadership in Health Sector Operations Research and build capacity for HSDs and lower levels to undertake research.

2.4 Role of the Health Sub-District

This is a functional zone of the District Health System responsible for implementing the delivery of the Uganda National Minimum Health Care Package (UNMHCP).

Each constituency should have a HSD mandated to manage health services at this level and lower levels in terms of planning, implementation, monitoring and supervision of all basic health services. An existing general hospital or HC IV serves as the HSD Referral Facility

The HSD referral facility shall be responsible for the following:

- a) Holding annual/ biannual meetings (health assemblies) for the Constituency / HSD Health Task Force (comprising of 80 – 100 members) to review the functionality of the HSD. (Refer to the guidelines for the Constituency / HSD Task Force).
- b) Organizing and conduct medical and surgical mentoring through health camps and screen diseases that can not be spread from one person to another (non communicable)
- c) Oversee the implementation of Public Health Service Protocols.
- d) Advocate and mobilize resources for the HSD.

- e) Carry out disease prevention and promotional activities.
- f) Data collection and analysis for the health trends and disease surveillance in the HSD.
- g) Accountable for all health services in the HSD

2.5 Role of the Community / VHT (HC I)

The Community has a significant role to play in the implementation of the UNMHCP. More than 70% of Uganda's health problems are preventable through appropriate community action. The service providers at the immediate health facility have the responsibility of supporting and mentoring the community leaders and resource persons to help their communities attain good standards of health.

The National Health Policy II and the HSDP promote the VHT concept as the cornerstone to effective community participation in matters concerning their own health. The coordination and provision of technical support to the VHTs is the responsibility of the HC IIs or nearest health facility. All this support should be provided in the context of the harmonized Participatory Planning Guidelines for Parishes and Wards, issued by the MoLG.

2.6 Role of Health Centre II

The lowest planning unit of the district/municipal health system is the HC II. The HC II is the first level health facility, which is normally open eight or more hours a day based on the need of the community to be served. It has a target population of 5,000.

This is the health unit that serves as the interface between the HSD health care system and the community at parish level. This arrangement fulfills the principle of "close to client" and enables close collaboration between the health service providers and the community structures like the VHTs, Health Unit Management Committees (HUMCs), Women Councils, Youth Councils and Councils for Disabled Persons.

All in all, a well functioning HC II will take care of 75% of the health problems for the catchment community.

To relieve pressure on health facilities due to preventable maternal and child health conditions and other health conditions associated with poor nutrition, poor hygiene, and risky lifestyles and habits, MoH will finalize and adopt the Community Health Extension Worker (CHEW) strategy to effectively engage communities take responsibility and action on the determinants of health.

Ministry will redefine the structure of the community health services in LGs, the human resources and structure needed, governance and management processes, reporting and accountability lines.

2.7 Role of Health Centre III

In addition to the basic curative and preventive services offered at HC II, the HC III provides 24 hour maternity, accident and emergency services and beds where health care users can be observed for a maximum of 48 hours and has a laboratory. It has a target population of 20,000.

The basic package of services at HC III level include preventive, promotive, outpatient, curative, maternity, inpatient and basic laboratory services.

2.8 Role of Health Centre IV

The HC IV is mainly a PHC referral facility where patients are assessed, diagnosed, stabilized, and either treated or referred back to a lower level or referred to a higher level of health facility. The HC IV OPD functions as the entry point to the health system where there are no LLHUs within 5kms. It is the first point of entry for referrals from the LLHUs and for self-referrals in case of an emergency. The HC IV brings inpatient and emergency services including emergency obstetric care closer to the population in rural areas. Provision of 24-hour comprehensive emergency obstetric care service is a crucial aspect of a HC IV. It has a target population of 100,000.

2.9 Role of the General Hospital

The General Hospital (GH) provides a broader range of clinical care and emergency services to the general population. This is primarily a referral hospital for the PHC facilities in its catchment area. The General Hospital OPD functions as the entry point to the health system where there are no LLHUs within 5kms. It is the first point of entry for referrals from the HC IVs and for self-referrals in case of an emergency. It has a target population of 500,000. They also provide in-service training, consultation and research in support of the community based health care programmes.

The General Hospital funds should be allocated to the following expenditure categories; capital items, domestic arrears, Hospital based PHC activities, Maintenance of medical equipment and buildings, training and capacity building, cleaning wards and compounds, utilities, vehicles and generator operation & maintenance, Medical and office equipment, food supply (including firewood), Other supplies, Administration, staff allowances, transport and training).

Support for Hospital based PHC activities. About 10% of the general Hospital funds should be set aside for PHC activities such as immunization, supervision visits, outreach activities, sensitization, health promotion talks, Household/community based activities e.g. environmental health issues, sanitation etc.

Chapter Three

3.0 Health Sector Grants and Allocation Formula/ Guidelines FY 2017/18

This chapter elaborates the health sector grants to LGs and the allocation formula for generating the IPFs for FY 2017/18.

Table 1: Summary of Vote Functions

Vote Function	Associated LG Mandate
0882 District Hospital Services	Provision of curative and preventive health services, health education and promotion and rehabilitation.
0881 Primary Health Care and Sanitation Services	To provide preventive and curative health services, health education and promotion; rehabilitative health services, hygiene and Sanitation and Health Sub District (HSD) management.
0883 Health Management and Supervision	To carry out the oversight function to health facilities and general health service delivery including: Coordination, Planning, monitoring and supervision, health promotion, epidemic and disaster preparedness and response, capacity building and regulation.

3.1 Overall Structure and Purpose of transfers and Overall Allocations

Health sector grants are provided to Local Governments and health facilities to provide health services, in order to achieve universal health coverage with emphasis on access, quality and affordability aspects. The proposed structure and purpose of the health sector grants is as follows:

Table 2: Type and Purpose of PHC Grants

Grant		Purpose
Wage Conditional Grant		To pay salaries for all health workers in the district health service including health facilities and hospitals.
Non-Wage Conditional Grant	o/w Health Office	To fund service delivery operations by the health department supervision, management, and epidemic preparedness
	o/w Hospital	To fund service delivery operations by hospitals both government and private non for profit - prevention, promotion, supervision, management, curative, epidemic preparedness

	o/w PHC Health Centres	To fund service delivery operations by the health centres, both government and private non for profit - prevention, promotion, supervision, management, curative, epidemic preparedness
Transitional Development – Sanitation		Funds sanitation related activities such as community sensitizations and advocacy work that contribute to the reduction of morbidity and mortality rates from sanitation-related diseases.
Transitional Development – Health Ad Hoc		To fund hospital rehabilitation and other specified capital investments in selected LGs.

3.2 Grant Allocation Formula

The variables and weightings used in the grant allocation formulae are described in the table below. These parameters were applied to generate the Indicative Planning Figures (IPPs) for FY 2017/18 with the aid of the Online Transfer Information Management System (OTIMS) of MoFPED.

Table 3: Grant Allocation Formulae

Variable	Weighting		Justification
	PHC NWR	Hospital NWR	
Population	60	0	Population represents the overall target beneficiaries, and is an indicator of demand for health services and the scale of services required
Population of HLGs with Public or PNFP Hospitals	0	82	Population of districts with hospitals represents a proxy for demand for hospital services and the scale of services required.
Infant Mortality	6	10	Equalizing health outcomes: most of the causes of infant mortality are preventable using already proven interventions. These include immunisation, ORS, nutrition and hygiene. Therefore strengthening the health system will address the causes that enhance disparities in IMR.
Poverty Headcount	2	2	Approximates socio-economic goal of increasing access for poorer communities
Fixed Allocation	4	6	A fixed allocation to cover the running of the health department /

			hospital
Number of HCIVs & III	24	0	A constant amount to cover the fixed cost of running a health centre III and HCIV
Population in Hard to Reach Hard to Stay Areas	4	0	Mountainous, islands, rivers etc have peculiar terrain. Provides greater allocations to areas where costs are likely to be high.
Population per HCIII, HCIV or Hospital	0	0	This is an indicator of the degree to which Local Governments are lagging behind in terms of access to a major health facility.

The above formulae will be phased over the medium term. This formula and the **medium term allocations and the phase in plan** are available on the budget website: www.budget.go.ug/fiscal_transfers. An individual Local Government's allocation can also be found on the site.

3.3 Grant Utilization Guidelines

This chapter provides the grant utilization requirements and development project implementation guidelines for the;

- PHC Conditional wage recurrent grant
- PHC Non-wage recurrent grant
- PHC Development Grant

In order to access conditional grant funding, Local Governments are required to adhere to a number of specific requirements relating to the relevant sector budgets. These are specified in the following sections.

3.3.1 PHC Conditional Wage Recurrent Grant

Area	Summary of Requirements
Budget Requirements	
Overview of Workplan Revenues and Expenditure	<ul style="list-style-type: none"> • Total Workplan revenues and expenditures must balance and should be divided correctly between wage, non-wage recurrent, GoU and donor development.
Salaries and	<ul style="list-style-type: none"> • Salaries of permanent staff must be within the overall

Area	Summary of Requirements
Related Costs	<p>staff and budget ceilings.</p> <ul style="list-style-type: none"> • Staff of the health department/office should be paid from the Unconditional Wage Grant. • Service delivery staff should be paid from the Sector Conditional Wage Grant.
	<ul style="list-style-type: none"> • Allocations from grants under this sector should not be used to fund salaries of contract staff
	<ul style="list-style-type: none"> • Salary allocations must be according to the filled posts within the approved structure, recruitment plan and salary scales within a given financial year.
	<ul style="list-style-type: none"> • The hard-to-reach allowance equivalent to 30% of a member of staff's salary must be provided for staff in the hard-to-reach areas outside town councils and HLG headquarters, in line with the Hard-to-Reach Framework and schedule designated by the Ministry of Public Service.

3.3.2 PHC Conditional Non Wage Recurrent Grant

Area	Summary of Requirements
Budget Requirements	
	<ul style="list-style-type: none"> • Allocations from grants under this sector should not be used to fund salaries of contract staff
	<ul style="list-style-type: none"> • Salary allocations must be according to the filled posts within the approved structure, recruitment plan and salary scales within a given financial year.
	<ul style="list-style-type: none"> • The hard-to-reach allowance equivalent to 30% of a member of staff's salary must be provided for staff in the hard-to-reach areas outside town councils and HLG headquarters, in line with the Hard-to-Reach Framework and schedule designated by the Ministry of Public Service.
Lower Local Services	<ul style="list-style-type: none"> • The total allocation to Lower Level facilities were at least 80% of the sector non-wage recurrent budget

Area	Summary of Requirements
(Allocations to Lower Level Public Health Facilities)	<p>(excluding PHC Hospital NWR Grant)</p> <ul style="list-style-type: none"> • The allocations to HCIVs, HCIIIs and HCIIIs were according to the levels of FY 2016/17 with the following adjustments; <ul style="list-style-type: none"> - Each public HCIV was allocated an additional UShs. 7,540,107, - Each public HC III was allocated an additional UShs. 2,865,854, and - HCIIIs allocations were maintained at levels of FY 2016/17
Lower Local Services (Allocations to Private-Not-For-Profit Facilities)	<p>Allocations to Private Not for Profit (PNFP) facilities were made as an integral part of the district health service as follows:</p> <ol style="list-style-type: none"> a) PNFP health were funded from the window of non wage grant for Primary Health Care b) Only PNFP (NGO or CBO) health facilities which meet the eligibility criteria in section 7 and are on the Ministry of Health list of eligible facilities in Section 10 were allocated PHC funds. c) PNFP health facilities were allocated 50% of their FY 2016/17 budgets in FY 2017/18. d) 50% of the funds allocated to PNFP health facilities in FY 2016/17 was appropriated under Ministry of Health and constitute a medicines credit line facility at Joint Medical Stores for FY 2017/18. e) The PNFP health facilities are required to order for essential medicines and health supplies from JMS based on quarterly budgets, and guidelines from Joint Medical Stores and Ministry of Health.
Lower Local Services (Allocations to Hospitals)	<ul style="list-style-type: none"> • Allocations to general hospitals were atleast the value of the non-wage grant for hospitals • PNFP hospitals were funded from the window of non wage grant for hospitals. • The allocations to hospitals were based on the levels of FY 2016/17 but with the following exceptions.

Area	Summary of Requirements
	<ul style="list-style-type: none"> • In FY 2017/18, each General / Government Hospital was allocated an additional UShs. 31,023,732 for non wage recurrent to cater for operational costs. • PNFP hospitals were allocated only 50% of their FY 2016/17 budget in FY 2017/18. The remaining 50% of the PNFP facilities budgets was centralized at the Ministry of Health. The PNFP hospitals should order for medical supplies quarterly from JMS based on the level of their budget (see Section 11 for details). • The nine (9) General Hospitals of; Anaka, Moyo, Nebbi, Kiryandongo, Nakaseke, Mityana, Iganga, Buliisa and Entebbe General Hospitals, which were recently renovated under the UHSSP funded by World Bank were each allocated an additional 135 million for non wage to cater for operational costs. This money was approved by parliament in FY 2016/17 and has been provided in the IPFs for FY 2017/18 • Only PNFP (NGO or CBO) hospitals which meet the eligibility criteria in section 7 and are on the Ministry of Health list of eligible hospitals in Section 10 were allocated PHC funds.
Monitoring and Management of Service Delivery	<ul style="list-style-type: none"> • A maximum of 20% of the non-wage recurrent budget (excluding PHC Hospital NWR Grant) can be used for monitoring and management of district/ municipality health services.

The following items should be planned for under PHC NWR Grants:

- i. Employee costs (other than Wage)
- ii. Administrative expenses
- iii. Food supply
- iv. Medical and office equipment
- v. Operation and maintenance
- vi. Utilities
- vii. Cleaning services
- viii. Material supplies and manufactured goods
- ix. Training costs

- x. Payment of interns
- xi. Outreaches
- xii. Monitoring, supervision and reporting
- xiii. Property costs

The activities to be undertaken by the PNFP health institutions must be integrated in the Local Governments Budget Frame Work Papers and the Annual Workplans Budgets for the Local Governments for FY 2017/18.

The PNFP facilities are required to comply with the accounting and financial arrangements stipulated in the LGFAR 2007, the PPDA 2014 PFMA 2015 and the LGA Amendment 2008 to guide financial management, reporting and accounting procedures.

3.3.3 PHC Development Grants

For FY 2017/18, two (2) development grants were provided i.e. PHC Transitional Development Grant - Ad Hoc and the Transitional Development Grant – Sanitation

Area	Summary of Requirements
Transitional Development – Health Ad Hoc	<ul style="list-style-type: none"> • At least 85% of the transitional development – health ad hoc budget will be used to fund health facility infrastructure rehabilitation or construction, or the purchase of equipment. • At most 5% of budget allocations to health infrastructure and rehabilitation (capital outputs) will finance investment service costs, such as bills of quantities or economic impact assessments. • At most 10% should be used for monitoring and supervision of the project • Local Governments must not budget for activities specified in the negative list for development investments (see table below) • A Local Government must provide a detailed project profile and workplans for the projects to be undertaken in FY 2017/18. • Recurrent costs of new / upgraded facilities must be available in the budget year.
Transitional Development - Sanitation (Health)	<ul style="list-style-type: none"> • The grant should fund sanitation related activities such as community sensitizations and advocacy work that contribute to the reduction of morbidity and mortality rates from sanitation-related diseases.

- | | |
|--|--|
| | <ul style="list-style-type: none"> • Refer to the Uganda Sanitation Fund implementation Guidelines FY 2017/18 for details |
|--|--|

The table below provides an indicative list of **capital investments and other development activities** which may or may not be funded under the sector development budget from Central Government grants:

Positive list (what may be funded)	Negative list (what may not be funded)
Service Delivery Infrastructure and Equipment	
Health Centres II, III, IV <ul style="list-style-type: none"> • Out Patient Department (OPD) block • maternity ward • General ward • Operating Theatre (Health Centre IV) • Drug store • Mortuary • Staff houses • pit latrines • Medical Waste pit • Water source • Medical equipment • Furniture • Electricity (grid or solar) • Fencing • Equipment in health facilities 	

The table below provides an indicative list of **capacity development activities** which may or may not be funded under the sector development budget from Central Government grants:

Positive list (what may be funded)	Negative list (what may not be funded)
<ul style="list-style-type: none"> • Short training courses with direct relevance to function • Continuous professional development sessions (peer sessions, workshops, facility based sessions etc.) 	<ul style="list-style-type: none"> • Long Courses e.g. MAs, PhDs • Courses not related to function/post of the beneficiary officers • Courses not related to function/post of the beneficiary

	officers (the relevant courses must be reflected in the Council approved capacity development plan).
--	--

3.3.4 Development Project Implementation

In regard to implementation of development projects, the District Project Implementation Committee (PIC) which comprises the DHO, District Engineer, SHA, ACAO-Health, the Medical Superintendent, the Staff Representative and the District Planner should be responsible for the following:

- 1) Provision of technical support on implementation of the project,
- 2) Prepare monthly, quarterly and annual progress reports
- 3) Hold site meetings to review progress
- 4) Report to the District Technical Planning Committee

3.3.5 Changes in projects to be implemented

Any change in projects to be implemented under PHC Development Grants in the course of the FY shall be presented to the DTPC and approved by the District Council before submission the PS/MoH. At the MoH the changes shall be review by the Health Sector Budget working group of the MOH in consultation with other TWGs and approved by MoH Top Management and approval communicated to the CAO before implementation. This can only be done within the provisions of the PFM Act 2015.

3.3.6 Development Project Progress Reports

All LGs carrying out development projects under PHC Development funds and any other health related grants are required to prepare and submit quarterly project progress reports to the Permanent Secretary/MoH using the Project Quarterly Report Template.

Chapter Four

4.0 Public Subsidies for PNFPs and PHPs

The National Policy on Public Private Partnership in Health (PPPH) recognizes the complementary contribution of the private sector (PNFP and PHP) in strengthening the national health system with the capabilities and full participation of the private health sector to maximize attainment of the national health goals. The Government of Uganda is cognizant of the limitations faced by both the private health providers and the consumers of health care i.e. populations in areas where public health facilities are lacking and therefore provides financial subsidies to enable them provide affordable health care in those communities in line with the National PPP Act and PPPH policy.

4.1 Criteria / Guidelines for Access of Public Subsidies by PNFPs and Private Health Providers

The MoH developed the following criteria that must be fulfilled for access of public subsidies (PHC Funds) by PNFPs and PHPs.

Local Governments are required to ensure that only PNFP (NGO or CBO) health facilities which comply to the following eligibility criteria are allocated public funds:

- 1) If a PNFP (NGO or CBO), it should be registered and certified as not for profit by the NGO Board (not for profit body with full and open accountability for the use of public funds and the quality and effectiveness of the services, and their constitutional document includes rules to this effect)
- 2) Should be registered / accredited by an all embracing and credible national body
- 3) Registration through an Umbrella Organisation with a national outlook and acceptable by Government
- 4) Geographical Location (Serving rural, disadvantaged and hard to reach populations or being the only service provider in the area)
- 5) Must agree to be supervised and audited by public governance bodies (LGs, MoLG, MoH, MoFPED, and OAG). This agreement is documented in a MOU with Ministry of Health and / or LG signed by both parties.

- 6) Must demonstrate evidence of reduction or elimination of service consumption costs for consumers (provide evidence that subsidy is passed to consumers)
- 7) Evidence of participation in community health services
- 8) Is it's a private for profit facility, it must have a designated public wing where free / subsidized care is given to community or private providers delivering community health services
- 9) MOU/ Explicitly Contract with the LG, MOH and the respective umbrella body registration body to purchase a package of services from the provider
- 10) Evidence that provider is delivering the Uganda National Minimum Healthcare Package
- 11) Agreement to share input and output data with LGs and MoH, including financial data
- 12) Agreement to stick to PNFP/ PHP implementation guidelines developed by MoH
- 13) Approval and registration by the district health office and the LG Council
- 14) Licenced by the Local Councils for non facility based PNFPs
- 15) Evidence of HMIS reporting to MoH and Umbrella Organisations
- 16) Income by source and expenditure data: Requirement to provide financial reports to Government oversights organs (MoH, MoFPED, OAG and IGG), with income and expenditure by source clearly indicated
- 17) PHPs / PNFPs must be licensed by the respective statutory professional council
- 18) PHPs must submit HMIS returns to the MoH and the respective district health office, explicitly reporting on the free services they provide in form of outputs using the standard Government HMIS reporting format

- 19) Evidence of involvement of communities in the governance processes of the subsidy recipients
- 20) Must have reported utilization data to MoH for at least two years

Chapter Five

5.0 Medicine Procurement, Supply and Management for Public Health Facilities

This chapter provides the guidelines on medicines procurement, supply and management, roles of LGs in procurement and management of medicines.

5.1 Guidelines on Medicine Procurement, Supply and Management for public health facilities

- i. In FY 2010/11 medicines and health supplies budget under PHC (NWR) for LGs and District Hospitals was transferred to Vote 116 under NMS to enable NMS appropriately procure and distribute adequate levels of Medicines and Health Supplies.
- ii. NMS will communicate to the districts the available credit line budget for EMHS per health facility level.
- iii. LGs will prepare detailed procurement plans for medicines and health supplies for the whole FY based on the credit line budget for the FY and submit to NMS with copies to MoH.
- iv. Emergency drugs supplies shall be planned for by MoH in collaboration with NMS. An account for the supply of medicines for emergencies has been created in NMS. Other national shared services shall be coordinated by the MoH.
- v. The essential medicines kit which is supplied to HC II's and HC III's on a bi- monthly basis. The kit is reviewed every 6 months with input from the DHOs to tailor it to the catchment population disease burden.
- vi. In addition ACTS and TB medicines will be supplemented by a special credit line in NMS.
- vii. All Health facilities should have a drugs account in NMS which accounts have to be reconciled on quarterly basis.
- viii. Private wings of Public Hospitals should open private pharmacies within the private wing and create their own seed capital to operationalize the private wings service delivery.
- ix. The responsibility of collection and destruction of expired drugs lies with the MoH but LGs have a responsibility to collect and properly store the expired drugs in a central place and prepare a special report on the expired drugs. Up to a maximum of 4% is the acceptable level of drug expiry of the consignment ordered and received.

5.1.1 Roles of LGs in the Procurement and management of Medicines

LGs are responsible for;

1. Compiling and submitting annual medicines procurement plans to MoH and with copies to NMS.
2. Regular and documented quantification of medicines and other health supplies needs by the Districts and timely submission of orders to NMS with copies to MoH.
3. Establishing impeccable inventory and records management at the District level for a well structured Supplies and Logistics Management Systems for purposes of monitoring.
4. Monitor and reconcile the health facility EMHS accounts at NMS on quarterly basis.
5. Place EMHS orders to NMS based on the order and delivery schedule for the FY using the prescribed forms. Each order should cover a range of medicines only from the essential medicines list. Other special drug requests shall be dealt with as per the MOU.
6. Monitoring and follow up distribution of drugs to LLHU using the health unit management committees, RDC, DISO/GISO, Internal Audit.
7. Reporting quarterly on the 6 key performance indicators on medicines and health supplies.

Detailed credit line allocations for medicines and health supplies per health facility are provided in annex VII.

Table 4: Medicine Budget Allocations to public Health Facilities FY 2017/18

Level	Average CRL Allocation per Facility UGX
085906 – HC II	7,427,474
085907 – HC III	22,364,882
085908 – HC IV	53,020,179
085909 - General Hospitals	323,798,987

5.2 Guidelines on Medicine Procurement, Supply and Management for Private Not For Profit health facilities

5.2.1 Procurement and Stock Monitoring

JMS shall receive quantifications from PHC beneficiaries, consolidate quantification and determine the stock requirement levels based on the needs of both PHC and regular customers. A semi-vertical system shall be used in managing the EMHS stocks. The stock levels will be adjusted to consider both the regular and PHC requirements. The adjustments should be proportional to the PHC requirements. Stock levels will be robustly monitored to ensure sufficient buffer stock levels.

5.2.2 Ordering of Health Care Supplies by Beneficiaries

JMS technical representatives shall help Health facilities decide when and what to order by referring to JMS order and delivery schedule and their stock levels and AMC. HFs shall start the process 2weeks before their order date to give them ample time to complete the process

HFs shall estimate the cost of their total order using prices indicated on JMS order form. They shall compare the total cost of the order with the available funds (budget). In the event the funds are not sufficient they shall use the VEN classification to guide on which adjustments to be made ensuring the vital items are picked first then essential and finally the necessary.

Order forms shall be filled and quality assurance done on the form to ensure that correct order is placed in terms of level of care and unit pack. All orders shall be duly signed off and a copy retained by HFs. JMS sales representatives shall deliver the original order forms to JMS

The facilities shall additionally send reports on consumption of medical supplies at the time of ordering to enable JMS plan accordingly

5.2.3 EMHS Order Process

Order processing at JMS which includes receipt, review and keying of orders, picking, checking and packing of orders shall be managed by a

dedicated team at JMS. PHC Customised order and delivery schedules, and orders shall be routinely distributed to all beneficiaries.

5.2.3 Order Receipt and Keying in.

JMS shall call all PHC customers per zone, ten days before the order deadline. SMS reminders will also be sent at 10 days, 5 days and 2 days to the order deadline. The PHC orders from the beneficiaries shall be received through the JMS Sales Representatives in the respective regions. Acknowledgement of receipt of all orders shall be done within 2 hours of receipt. The orders shall then be keyed in and Proforma invoices (PFIs) generated. Verification of PFI accuracy in comparison to customer orders shall be done on a regular basis, as per JMS procedure.

5.3.4 Order Processing, dispatch and delivery

The order items shall be picked within the warehouse, packed, checked and dispatched as per JMS procedures. The consignments shall be delivered directly to the beneficiaries.

5.3.5 Receipt of Consignment at Health Facility

HF's shall prepare adequately for receipt and verification of the medical supplies from JMS ensuring that verification and storage areas are secure and free from direct sunshine, rain, dust and heat. They shall Confirm the supplies are accurate and consistent with the documentation (suppliers invoice, delivery note, packing list and copy of the order form) in terms of facility name and code, items descriptions and quantities in presence of JMS transporters.

HF's shall sign off delivery by signing and stamping on all the three copies of the invoice and delivery note indicating name, date of receipt, time. A copy of both Invoices and delivery notes shall be sent back to JMS through its transporters.

Additionally, HF's shall confirm that items requiring special storage conditions like cold chain are received, verified and stored as required by Good Distribution practices

All discrepancies discovered such as damages, missing items, wrong delivery and excess delivery shall be documented in the discrepancy report/customer complaint form and delivered to JMS through JMS transporters or sale representative

5.3.6 Capacity Building

JMS through its team of Technical Representatives (TRs), shall regularly train and mentor beneficiaries in Management of EMHS, as well as reporting requirements. The team of TRs shall be based on ground, and will therefore be fully accessible by the beneficiaries.

Chapter Six

6.0 ANNEXES

Annex I: Copy of the MOU Between the GoU and PNFP Health Service Providers

1.0 PREAMBLE

This memorandum of understanding is made this day of 20..... between the Ministry of Health on the one part (hereafter referred to as MOH), and Ministry of Finance, Planning and Economic Development on the second part (hereafter referred to as MoFPED) and the Uganda Catholic Medical Bureau, the Uganda Protestant Medical Bureau, the Uganda Muslim Medical Bureau and the Uganda Orthodox Medical Bureau on the third part representing the faith-based Private Not for Profit Health facilities (hereafter referred to as the Facility-Based PNFPs).

Whereas The Ministry of health is responsible for stewardship of the health sector of Uganda,

And whereas the Ministry of Finance is responsible for fiscal coordination and policy,

And whereas the Facility-Based PNFPs represent a network of health service providers complementing the efforts of GOU through provision of (... % of) health services in Uganda,

The Government of Uganda represented by the Ministry of Health and the Ministry of Finance, Planning and Economic Development desires to enter into a Memorandum of Understanding with the Facility-Based PNFPs.

Now therefore in consideration of the mutual covenants and agreements herein contained, the parties do hereby agree as follows:

- i. This memorandum of understanding is intended to promote cooperation and advancement in Public-Private partnerships for health between the Parties to their mutual benefit and the Public good.
- ii. This Memorandum of Understanding is a statement of intent which sets forth the general basis upon which the Parties wish to proceed; no contract will arise as to the subject matter hereof unless and until an agreement regarding each objective is negotiated, approved, executed and delivered by all the Parties.

2.0 OBJECTIVES

The purpose of this Memorandum of Understanding is to enable the Parties to pursue the objectives as set out below:-

To provide a framework to formalize the working arrangements between the Parties

To define the expectations and obligations of each Party within the partnership framework

To strengthen accountability and transparency within the partnership framework

3.0 GUIDING PRINCIPLES

This memorandum of understanding shall be based on the following principles:

3.1 Responsibility for policy formulation and planning

Overall responsibility for health policy formulation and for safeguarding and improving the health status of the population is maintained by central government who will consult and aim at consensus with the partners whenever appropriate. Effective representation of the Facility Based PNFP in the appropriate fora at different levels shall constitute a pre-condition for consensus building.

3.2 Integration of plans and operations

Plans and operations of the Facility-Based PNFP sub-sector will support the NDP and the HSSP and will support and be integrated into district health plans.

3.3 Responsibility for service provision

The ultimate responsibility of Government and the Local Health authority for the delivery of service to the entire population shall be reconciled with the delegated responsibility to the Facility-Based PNFP. In the process of negotiating and making agreements, equal respect for the methods of work, legal and regulatory frameworks, dignity and views of either partner shall be exercised including commitment to roles and obligations described in the agreement.

3.4 Complementarity

Government and Facility-Based PNFP partners will strive to rationalize and complement services rather than duplicating them.

3.5 Identity

The identity of Facility-Based PNFP is based on their individual foundations and missions, and will be respected.

3.6 Autonomy

The Facility Based PNFP will retain their autonomy in the management of health services within the framework of NHP, HSSP and the relevant regulations and standards.

3.7 Equity

Government and Facility-Based PNFPs will ensure the equitable allocation of resources for health in accordance with the needs of the population, and according to the volume and quality of contribution to implementation of the HSSP. Priority shall be given to the poorest and most disadvantaged people, reducing economic barriers which prevent access to health services for the most in need population.

Service level agreements shall be established as a mechanism for maximizing efficiency and ensuring access to health services by the population.

3.8 Transparency

Allocation of government resources for service delivery shall be determined by utilization rates, type of service provided to the population and by roles and capacity of mobilizing additional resources. Inputs available to Facility-Based PNFPs, including their capacity to mobilize additional resources shall be mutually disclosed.

3.9 Accountability

Accountability for inputs, outputs and outcomes between partners at different levels shall be ensured. Facility-Based PNFPs shall be responsible for accounting and reporting within their organizational structures, to central and local government, and to the community.

3.10 Continuity of Care

Continuity of care will entail that referrals between public and Facility-Based PNFPs shall be ensured in the same manner as referrals between public facilities and referrals between PNFP facilities.

4.0 OBLIGATIONS OF THE PARTIES

4.1 The Ministry of Health

4.1.1 Communication

4.1.1.1 The Ministry of Health shall put in place structures to facilitate dialogue and feedback with the Facility-Based PNFPs, using SWAP mechanisms and other Government reporting procedures.

4.1.1.2 The Ministry of Health shall maintain an open system of communication through established partnership structures and shall share information with the Facility-Based PNFPs on relevant issues including providing feedback to the Facility-Based PNFPs on reports routinely submitted to the Ministry of Health.

4.1.1.3 The Ministry of Health shall recognize and respect institutional structures and systems of the Facility-Based PNFPs.

4.1.2 Human Resources for Health

4.1.2.1 The Ministry of Health shall, where negotiated and agreed upon, support human resources for health of the Facility-Based PNFP through secondment of staff and wage subsidies.

4.1.2.2 The Ministry of Health shall ensure equal opportunities to staff serving in the Facility-Based PNFP for training and scholarships.

4.1.2.3 The Ministry of Health shall advocate for GOU and Development Partners' support to the Facility-Based PNFP health training institutions.

4.1.3 Medicines, Medical supplies and Medical equipment

4.1.3.1 The Ministry of Health shall ensure that the Facility-Based PNFP are allocated resources for medicines, medical supplies and medical equipment as negotiated and agreed upon, taking into consideration the proportion of health sector outputs attributable to the Facility-Based PNFP service providers.

4.2 The Ministry of Finance, Planning and Economic Development

4.2.1 Planning and Financing the health services

4.2.1.1 The Ministry of Finance, Planning and Economic Development shall supplement the financial requirements of the Facility Based PNFP health services based on approved annual budgets and work-plans submitted to district local governments and approved by the Ministry of Health.

4.2.1.2 The Ministry of Finance, Planning and Economic Development shall, upon advice from the Ministry of Health, make quarterly disbursements to the Facility-Based PNFPs through the District local governments, which disbursements shall be ring-fenced.

4.3 The Facility Based PNFP

4.3.1 Policy formulation and implementation

4.3.1.1 The Facility-Based PNFPs shall participate in policy formulation, implementation and monitoring at all levels of the health system.

4.3.1.2 The Facility-Based PNFPs shall implement services in line with Government of Uganda policies, strategies and guidelines.

4.3.2 Resource management and utilization

4.3.2.1 The Facility-Based PNFPs shall ensure efficient and effective management and utilization of resources provided by the Government of Uganda and her partners through strengthening facility-level governance and management systems.

4.3.2.2 The Facility-Based PNFPs shall make available their books of accounts for review by auditors of the Government of Uganda on request.

4.3.2.3 The facility based PNFP agrees to set a flat user fee for the following services, including any related services, at the rates indicated below

- a) Under five year out patient visit for a fee not exceeding **per visit**
- b) Normal delivery at a fee not exceeding **per delivery**
- c) Under five year admission at a fee not exceeding **per admission.**
- d) Caesarean section delivery at a fee not exceeding **per caesarean section.**
- e) HIV/AIDs patient reviews at a fee not exceeding **per visit.**
- f) Ante natal care visit at a fee not exceeding **per visit.**

4.3.2.4 Maternal and child health services whose inputs are provided free of charge by the Government of Uganda shall continue to be provided to clients free of charge.

4.3.3 Reporting

4.3.3.1 The Facility-Based PNFPs shall, on a routine basis and according to Government reporting guidelines, submit service data and financial returns and shall comply with mandatory reporting for epidemiological surveillance purposes and any other operational reports as required within the National Health Management Information System.

4.3.3.2 Reporting channels shall be through the District local governments to the Ministry of Health and also directly to the respective Medical Bureaus at National level.

4.3.3.3 The Facility-Based PNFPs service shall, upon request, provide annual audited financial statements to the Ministry of Health and the Auditor General.

4.3.3.4 The Facility-Based PNFPs shall provide quarterly work plans, budgets and reports to the respective District local governments and the Ministry of Health for approval, contingent upon which funding for each subsequent quarter shall be disbursed by the Ministry of Finance, Planning and Economic Development.

5.0 NO ASSIGNMENT

Neither party shall sell, assign, transfer or hypothecate any rights or interests created under this MOU or delegate any of their obligations without the prior written consent of the other. Any such assignment or delegation of either party without such consent shall be considered void.

6.0 AUTHORIZATION

The signing of this MOU implies that the signatories will strive to reach, to the best of their ability, the objectives stated in the memorandum of understanding.

7.0 TERMS OF THE UNDERSTANDING

This Memorandum of Understanding shall be in full force with effect from the date of signing and shall continue to be in force for the duration of the NDP and HSSP III, unless terminated by either party giving notice in writing at least three (3) months prior to the expiration of such yearly period.

This MOU shall be reviewed annually to ensure that it is fulfilling its purpose and to make any necessary revisions. Modifications within the scope of this MoU shall be made by mutual consent of the parties, by the issuance of a written modification, signed and dated by all parties, prior to any changes being performed.

8.0 DISPUTE RESOLUTION

8.1 Government and Facility-Based PNFPs enter into this MOU in a spirit of mutual trust and intend that all unforeseen matters on issues that arise, as the relationship evolves, will be resolved in a spirit of mutual understanding.

8.2 In the event that there is a conflict, it shall be resolved in a peaceful and amicable manner. Every effort will be made to settle the matter



through dialogue and negotiation and to accommodate the policies and intention of each other's respective governing entity and constituents.

In witness thereof the undersigned have executed and delivered this Memorandum of Understanding on this Day of20.....:

Signed for and behalf of The Ministry of Health
By the Permanent Secretary, Ministry of Health

.....

Name & Signature

In the presence of

.....

Name & Signature

Signed for and behalf of The Ministry of Finance,
By the Permanent Secretary, Ministry of Finance, Planning and Economic Development

.....

In the presence of

.....

Name & Signature

Signed for and behalf of The Uganda Catholic Medical Bureau
By the Chair Person of the Catholic Health Commission

.....

In the presence of

.....



Name & Signature

Signed for and behalf of The Uganda Protestant Medical Bureau

By the Representative of the UPMB Trustees

.....

In the presence of

.....

Name & Signature

Signed for and behalf of The Uganda Muslim Medical Bureau

By the Representative of the UMMB Trustees

.....

In the presence of

.....

Name & Signature

Signed for and behalf of The Uganda Orthodox Medical Bureau

By the Representatibe of the UOMB

.....

In the presence of

.....

Name & Signature

Annex II: Copy of Memorandum of Understanding between the DLG and PNFH Health Service Providers for FY 2017/18

MEMORANDUM OF UNDERSTANDING BETWEEN THE UGANDA DISTRICT LOCAL GOVERNMENT ANDFOR USE OF FUNDS OF THE PHC CONDITIONAL GRANT FOR THE FINANCIAL YEAR.....FOR THE DELIVERY OF HEALTH SERVICES WITHIN THE DISTRICT OF

This memorandum is made this.....day of.....20.....

BETWEEN

On the one part

THE DISTRICT, represented by the chief Administrative Officer, P.O Box, (hereinafter referred to as “District”)

AND

(On the one part)

THE.....
(Name of Health Facility) represented by the Head of the Unit (hereinafter as “the Health Unit” on the other part.

1. INTRODUCTION

WHEREAS District wishes to improve the quality of life of the peopleDistrict.

1.1.1. WHEREAS District, in order to achieve the above objectives will provide funds to the Health Unit in the form of PAF (PNFH) PHC Conditional Grant (hereafter referred to as “the Grant”).

The specific objectives of which are set out in the district guidelines on the Utilization and management of Grants for the Delivery of Health Services (hereafter referred to as “the Guidelines).

1.1.2 WHEREAS District has examined the Health Unit Annual Work plan for the Grant, which forms annex 1 this Memorandum of understanding (hereinafter referred to as the work plan).

1.1.3. WHEREAS district confirms that the work plan has been prepared according to the Guidelines, adequately addresses the objectives of the Grant as set out in the Grant Guidelines and the needs of the District, is realistic and achievable, is in line with Government of Uganda policy, and within the budget ceilings provided by District.

1.2. WHEREAS District agrees to provide funds for the implementation of activities identified in the work plan.

1.3 WHEREAS District has attempted to ensure that the budget ceilings provide accurately project the level of funding that will be available to the Health Unit in the financial year 2016/17 Government of Uganda Budget.

AND

1.3.1. WHEREAS Health Unit has developed the Work in accordance with the guidelines, and with Government Policy, and the Health Unit has ensured that the work plan addresses the needs of the District.

1.4 WHEREAS THE Health Unit agrees implement the activities in the Work plan using the funds provided by District.

NOW THEREFORE IT IS AGREED HEREIN AS FOLLOWS

2. RESPONSIBILITIES OF THE HEALTH UNIT

2.1 The Health will make every reasonable effort to implement all the activities set out in the workplan.

2.2 The Health Unit will implement the workplan, and report on the use of funds.

2.2.1 The Health Unit will submit a Quarterly Progress Report, Cumulative progress Report and Budget Request to District by the end of the first week after the close of the quarter to qualify for release of funds for that quarter, to enable the district to confirm to the regulations as specified in the Guidelines.

2.2.2 If the Health Unit encounters problems in implementation of the Workplan, it will seek technical assistance from District or any other part in a position to Government will act on this assistance, and make efforts to overcome any problems in implementation. If the Health Unit does not act on technical advice from District, it must give reasons for the same.

2.3 The Health Unit will not alter the work plan before getting written approval from the District.

3. RESPONSIBILITIES OF DISTRICT

3.1.1 The District will fund the implementation of activities identified in the workplan, and the implementation of any other activities resulting from changes in the workplan, provide that the Health Unit has followed the procedures for altering the workplan set out under clause 2.4 and 2.5 of this Memorandum of Understanding and has acquired approval of the District.

3.1.2 Provided that the District has received the required reports on time, as set out in the General guidelines will ensure that release of funds is made on time.

3.2 The District will not release funds if the required reports set out in 2.3 are not received.

3.2.1 The District will analyze all Activity reports (if applicable), progress reports and Budget Requests submitted by the Local government. Each budget Request will be considered on its own merit and the funds released are below the Budget Request. Central Government must give reasons for the same in writing to the District.

3.3 The District will provide technical assistance for the preparation of workplans for next Financial Year.

3.4 Changes to the workplan

3.4.1 The District will consider each request for authority to make changes to the Work plan on its own merit.

3.6.2. If the District does not find proposed changes in a work plan acceptable, it must give reasons for the same, and suggest viable alternatives to the Health Unit.



4. VALIDITY OF MEMORANDUM OF UNDERSTANDING

4.1 This memorandum of Understanding is valid from the date of signing until such time as District has both received the Verified Cumulative annual Reports for the Grant and any unspent funds returned to District in accordance with the Grant guidelines and the

4.2 Any modification to this Memorandum of Understanding of shall by mutual agreement of both parties.

SIGNED for and on behalf of
OF

IN THE PRESENCE

HEALTH UNIT OWNERSHIP

.....
.....

Name & Signature

Name & Signature

SIGNED FOR and on behalf of
THE DISTRICT

IN THE PRESENCE OF

.....
.....

Name & Signature

Name & Signature

Annex III:
**Copy of MOU between the GoU and the JMS for EMHS Credit Line for
the Private Not for Profit Health Sector**



GOVERNMENT OF UGANDA

MEMORANDUM OF UNDERSTANDING

BETWEEN

The Government of Uganda represented by the Ministry of Health of P.O Box 7272 Kampala, Uganda (Herein after called the "Government") and Hereinafter referred to as "the contracting authority"

AND

The Joint Medical Store with its registered office, P.O Box 4501 Kampala, Uganda, (hereinafter referred to as "JMS"),

FOR THE ESSENTIAL MEDICINES AND HEALTH SUPPLIES CREDIT LINE FOR THE PRIVATE NOT FOR PROFIT HEALTH SECTOR AT JOINT MEDICAL STORE:

A handwritten signature in black ink.

A handwritten signature in blue ink.

49

A handwritten signature in blue ink.

P.K S.G

Page 1 of 8

BB

PREAMBLE

Whereas JMS is an organization with cooperate status under the trustees' incorporation act cap. 147, registration C.I. No 577/T37447 jointly owned by the Uganda Catholic Medical Bureau (UCMB) which is the health department of Uganda Episcopal conference and Uganda Protestant Medical Bureau (UPMB), mandated to carry out activities in the field of community health, Provision of medical supplies and Health services.

Whereas the Ministry of Health has the mission to provide the highest possible level of health services to all people in Uganda through delivery of promotive, preventive, curative, palliative and rehabilitative health services at all levels; and Considering that the government has previously engaged the services of JMS to stock selected products, supply them against orders from the client's end-users at an agreed cost, agreed standard fees where applicable in a co-financing arrangement with development partners under Essential Medicines Account (EMA).

Having regard to the second National Health Policy (NHP II) that recommend to formalize commitments with the PNFP sub-sector through Memoranda of Understanding (MoU) and service level MOU with the view of ensuring that the level of subsidies is linked to agreed outputs with the objective of improving access for vulnerable populations;

Considering that Government and JMS have a standing Memorandum of Understanding as a mutually agreed framework that enables Government to use the services of JMS to procure, store and distribute to end users or supply them at its store.

Having regards of the Compact between the Government of Uganda and Partners for the Implementation of the Health Sector Development Plan which recognises the mandate of the Joint Medical Stores (JMS) in procurement and supply chain management of the PNFP sub-sector in line with Public Private Partnership principles.

Recognising that the PNFP, (of which UCMB and UPMB that own JMS) are party to the Compact, and therefore by extension JMS is party to the Compact,

Further recognising that the government is committed to finance JMS to directly procure Essential Medicines and Health Supplies, clear and store the products, and to supply them to selected PNFP health facilities who will receive products at their health facilities.

The Government of Uganda represented by the Ministry of Health desires to enter into an MOU with JMS to implement the Essential Medicines and Health Supplies Credit Line for the PNFP health sector.



P.K S.G BB

1. OBJECT OF THE MOU

The object of this MOU is the granting by the contracting authority of an essential medicines and health supplies credit line for Private Not for Profit Health Facilities, which hereinafter is referred to as "the action".

The Memorandum will contribute to Uganda's efforts in improvement of affordability, availability, quality and equitable access to essential medicines in line with the National Medicines Policy and National Pharmaceutical Sector Strategic Plan through establishing an essential medicines and health supplies credit line for Private Not for Profit Health Facilities.

2. CONTRACT AMOUNT

The total sum granted by the contracting authority for the PNFP EMHS credit line (this action) will be determined annually and communicated to JMS by the contracting authority will be effective from the date of signature.

ENTRY INTO FORCE AND PERIOD OF IMPLEMENTATION

The Private Not for Profit Facilities essential medicines and health supplies credit line grant MOU is for a period of 3 years effective from the date of signature and may be renewed based on mutual consent by both parties. There shall be annual reviews on the performance of either party.

3. ELIGIBLE COSTS

3.1 Eligible Costs

Under this MOU, JMS shall use the funds for the following:

- a) Procure medicines and health supplies for the beneficiary health facilities in line with the JMS procurement policies and procedures
- b) Storage of the medicines and health supplies for the beneficiary health facilities
- c) Distribution of the procured medicines and health supplies to the door of the beneficiary facilities
- d) Overhead costs incurred by JMS solely for the implementation of the action.

Under this MOU the medicines and health supplies that will be procured, stored and distributed to the beneficiary health facilities are those included in the list products approved by the Ministry of Health.

3.2 Eligibility Criteria of expenses

The expenditure incurred shall meet all the following criteria:

- a) Expenses shall be incurred within the duration of the action as defined in Article 3.
- b) Expenses shall meet applicable legal fiscal and social provisions



P.K

S.G.

BB

- c) Expenses shall be reasonable, justified and respect the principle of good financial management in particular concerning economy and effectiveness

4. DISBURSEMENT AND PAYMENT

4.1 Payment for services

The contracting authority will pre-finance JMS by directly disbursing the determined amounting Article 2 so as to implement the action of the MOU. The contracting authority will release the funds to JMS on quarterly basis depending on the release from Ministry of Finance, Planning and Economic Development and submission of accountability by JMS.

4.2 Pricing of Products

- a) Prices will be based on established price list produced by JMS for the PNFP EMHS credit line
- b) JMS Prices will be regularly reviewed by the Ministry of Health to reflect market prices and value for money.
- c) JMS prices for the products will include the cost of handling and delivery to the health facility
- d) JMS will do local and international price comparison with JMS price schedules annually and share the report with Ministry of Health as part of price review to ensure value for money.

4.3 Currency of Payment

- a) The payments to JMS by the contracting authority shall be made in Uganda Shillings for both the funds transferred and for any recovery.
- b) In case of any material currency fluctuations relative to the United States Dollar, JMS shall immediately inform the Ministry of Health the extent of and the implication of this currency fluctuation.
- c) The dollar base rate shall be the Ministry of Finance, Planning and Economic Development published rate at the beginning of the financial year.

4.4 Bank Account

The funds under this MOU will be solely transferred directly from the Bank Account of the contracting authority to the bank account of JMS.

[Handwritten signatures and initials in blue ink]

5. OBLIGATIONS OF THE PARTIES

5.1 Shared Obligations of All Parties

- a) Health facilities shall place orders for EMHS as per the JMS distribution schedule.
- b) Orders sent outside the schedule will be processed but be picked by the customers from JMS.
- c) Health facilities shall make procurement and supply plans every 6 months
- d) JMS shall submit the list of health facilities not fully utilising their allocations to the Ministry of Health and PNFP medical bureaus on quarterly basis
- e) Health facilities shall order on bimonthly based on JMS order form and distribution schedule. The ordering will be facilitated by the JMS technical representatives in the field
- f) Health facilities shall maintain records of receipt and issue of the selected products
- g) Ministry of Health shall maintain an updated list of accredited health facilities with allocation ceilings
- h) Ministry of Health and PNFP Medical Bureaus shall follow up on all JMS reports on performance of facilities and share information on the performance of the PNFP credit line

5.2 Obligations of the contracting authority:


The contracting authority shall be responsible for:

- a) Releasing funds to JMS stores on quarterly basis
- b) Coordinating the review of health facility utilisation of PHC non-wage conditional grant for EMHS funds
- c) Monitoring availability of vital EMHS at health facilities
- d) Monitoring JMS stock status and service levels
- e) Communicating the quarterly allocations and releases to the health facilities and JMS
- f) Conducting annual audits

5.3 Obligations of JMS

JMS shall be responsible for:

- a) Procuring, storing and distributing products according to the JMS distribution schedule
- b) Managing and maintaining sufficient stock to meet demand from health facilities for the agreed list of products up to extent possible using the available funds
- c) Maintaining the record of facility transactions to update health facilities of their balances on quarterly basis
- d) Compiling signed and stamped delivery notes on monthly basis for audit purposes
- e) Providing information for annual audits
- f) Entering into MOU with beneficiary Health Facilities on the management of the EMHS
- g) Reporting on quarterly basis to Ministry of Health the status of distribution and accountability before the next disbursement of funds is made.



53

P.K

S.G

BS

6. ACCOUNTING

JMS shall systematically keep detailed statements and accounts about the implementation of the action. Such accounting system shall be managed following the policies and rules of the Government of Uganda.

7. LIABILITY

- a) JMS and the contracting authority are solely liable for complying with all legal obligations that are incumbent upon each party through this MOU.
- b) In no case and on no account shall the contracting authority be held liable for damages, regardless of their nature, which may have been caused during the implementation of this MOU

8. DISPUTE RESOLUTION

JMS and the government shall resolve disputes amicably or else the Memorandum of Understanding terminates.

AMENDMENTS AND TERMINATION

No amendment shall be made to this MOU except by written consent of both parties. The contract may be terminated by either party upon giving three months' notice in writing to the other

9. FORCE MAJEURE

If either party is prevented from performing any of its obligation under this MOU by reason of events or circumstances beyond its control including but not limited to natural calamities, war, government order or decree, civil commotion, riot, strikes, lockouts, labour disturbances, sabotage, breakdown of communication, fire, storm, flood, earthquake, pestilence or epidemic, this MOU shall be suspended until the cause shall have ceased. Government decree should not cover government in the event of force majeure


10. DISPOSITION

This MOU shall come into force on the date of signature by both parties and shall continue in force until reviewed or otherwise terminated by either party.

11. APPLICABLE LAWS AND REGULATIONS

This MOU shall be construed and governed by the laws of Uganda.

In case of dispute concerning performance of MOU, parties will find an amicable solution through the Health Policy Advisory Committee (HPAC).

Handwritten signatures and initials in blue ink at the bottom of the page. The initials 'P.K' and 'S.G' are clearly visible. There is also a signature that looks like 'AB'.

In the event of a dispute for which no amicable solution can be found, only courts of Uganda shall be competent.

12. CONFIDENTIALITY

The contracting authority and JMS undertake to avail to the public the present document, the results of performance assessment, the data collected by the concerned health facilities and the amount of money released by the contracting party.

13. ANNEXES

The annexes to this MOU form an integral part of this MOU

- a) Annex 1: the EMHS credit line product list
- b) Annex 2: the total sum of money disbursed to JMS annually for the EMHS credit line
- c) Annex 3: the JMS distribution schedule

14. ADDRESS FOR CONTACT

All notices required by either party pursuant to the provisions of this memorandum shall be addressed in writing to:

FOR JMS:

EXECUTIVE DIRECTOR
JOINT MEDICAL STORE
PLOT 1828, GOGONYA ROAD, NSAMBYA
P.O BOX 4501
KAMPALA

FOR THE GOVERNMENT:

THE PERMANENT SECRETARY
MINISTRY OF HEALTH
PLOT 6 LOURDEL ROAD
P.O BOX 7272
KAMPALA




P.K

S.G.

AS

THIS IMPLEMENTATION MOU, HAS BEEN SIGNED BY THE PARTIES AS INDICATED BELOW



Signed for and on behalf of GoU

[Signature]
.....

Permanent Secretary

Signed for and on behalf of JMS

[Signature]
.....
DR. BILDARD BAGUMA
Executive Director

Witnessed by Representatives of Beneficiary PNFP health facilities:

Signed for and on behalf of Uganda Catholic Medical Bureau (UCMB)

[Signature] **Dr. Sam Oochi Oochi**
.....


Executive Secretary



Signed for and on behalf of Uganda Protestant Medical Bureau (UPMB)

[Signature] **DR. TONNY TUMWESIGYE**
.....

Executive Director



Signed for and on behalf of Uganda Muslim Medical Bureau (UMMB)

[Signature] **DR. KARIMA S.A.**
.....

Executive Director

Signed for and on behalf of Uganda Orthodox Medical Bureau (UOMB)

[Signature] **Dr. Sande George B.**
.....

Executive Director

[Handwritten initials]

Annex IV: Planning and Budget Calendar for LG Institutions

Timing	Activity/Event	Responsibility Centre	Output
15th September	1st Budget Call Circular with GOU priorities and MTEF is issued	MFPED	MTEF
Late September	Local Governments Budget Committee agrees the rules, conditions & flexibility of the coming planning & budgetary process	LGBC	Agreement about the overall planning & budgetary framework before start of budget process
Early October	Joint Review Mission	Hon. MoH	Aide Memoir
Mid October	Health Sector Planning Committee drafts Health Sector Plan for the Year	Health Sector Planning Committee	Draft Health Sector Plan
Mid October	MOH Carries out Regional Planning Meetings	MoH	Final Health Sector Plans
Late October	Holding of Regional Local Government Budget Framework Workshops	Ministry of Finance, Planning, & Economic Development	Recurrent and development grants ceilings communicated to local governments, alongside changes to sector policies and guidelines.
Early November	Executive Committee meets to determine inter-sectoral priorities as identified in previous DDP and to fix intersectoral allocation %	District Executive Committee	Intersectoral priorities identified for potential budget reallocations & flexibility
Early November	Budget Desk prepares Local Government Budget Call and circulates it to Heads of Department and Lower Local Governments	Local Government Budget Desk, Executive Committee	Draft activity & time schedule for the entire budget process, and indicative budget allocations for LLGs & HoDs, etc.
Mid November	Health Sector Planning Committee adjusts the Health Sector Plan to curve out activities to be	Health Sector Plan	Health Sector Plan

Timing	Activity/Event	Responsibility Centre	Output
	implemented within the available resources detailing out the activities that can not be funded within the available resources		
Late November	District/Municipal Health Officer prepare input to budget framework paper, based on the outputs in the sector work plan	District/Municipal Health Officers & HSD for lower local governments	Draft inputs to budget framework paper to be presented to sector (social services) committees and development plans to be Considered by LLG councils.
1st week December	Budget desk compiles/prepare draft budget framework paper, and the planning unit the development plan. The District Technical Planning Committee reviews them.	Budget Desk	Draft budget framework paper and development plan ready to be presented to Executive Committee
Beginning of 2nd Week December	A meeting of the Executive Committee, Chairpersons of Sector Committees, HoDs is held to examine draft budget framework paper, and prioritize sector expenditures and programmes.	Executive Committee, Chairpersons of Sector Committees, HoDs	Draft budget framework paper and development plan ready for Budget Conference
End of 2nd Week of December	Holding of Budget Conference	Full council, NGOs, Civil Society.	Budget input (i.e. priorities, re-allocations & preliminary budget estimates) ready for incorporation in draft budget by the Budget Desk
Mid December	Budget Desk incorporates input from budget conference in budget framework paper and draft budget. Executive Committee approves budget framework paper and draft budget	Budget Desk Executive Committee	Final budget framework paper and draft budget ready to be presented to Finance- or Executive Committee Draft budget ready for submission to MFPED
20th	MFPED Consolidates	MFPED	National BFP

Timing	Activity/Event	Responsibility Centre	Output
December	National BFP and submits to Cabinet		
10th January	2nd BCC with Revised MTEF	MFPEd	OBT with Revised MTEF
Mid January	Budget Desk incorporates grant ceilings & comments received from MoH & MoFPED in annual work plan & draft budget	Budget Desk	Final draft budget and work plan ready to be presented to sector committees
Late January	Sector committees review final annual work plan & budget	Sector Committees	Final input from sector committees to annual work plan & budget
Early February	Finance- or Executive Committee examines final draft budget	Finance- Executive Committee or	Final draft budget (including annual work plan) ready to be read by council
Mid February	Draft Budget Estimates are entered into and generated off the OBT and submitted to MFPEd	Budget Estimates	Budget Desk
1st March	Draft Budget Estimates are produced off the OBT and submitted to Parliament	Budget Estimates	MFPEd
Before 1st of April	Reading and approval of budget	Full council	Approved budget to be signed by chairperson and submitted to MoFPED/MoLG/LGFC & Auditor General
1st April	Reading of the National Budget Speech	Hon. MFPEd	National Budget Speech
31st May	Budget Estimates approved by Parliament	Parliament	Approved Budget Estimates
1st July	Budget Execution	All Votes	Outputs

Annex V: Indicative Planning Figures for FY2017/18

	Vote	District	Conditional Wage Grant	Conditional Non-Wage Grant	<i>o/w Primary Health Care - Non Wage Recurrent</i>	<i>o/w Primary Healthcare - Hospital Non Wage Recurrent</i>	Transitional development grant	<i>o/w Transitional Development - Health Ad Hoc</i>	<i>o/w Transitional Development - Sanitation (Health)</i>
1	501	Adjumani District	4,517,655,759	484,550,057	321,892,321	162,657,736	0	0	0
2	502	Apac District	4,742,324,473	378,254,593	215,597,256	162,657,337	1,003,051,313	900,000,000	103,051,313
3	503	Arua District	4,263,719,946	701,701,135	472,929,676	228,771,459	86,425,010	0	86,425,010
4	504	Bugiri District	3,023,451,129	448,548,941	265,685,178	182,863,763	0	0	0
5	505	Bundibugyo District	3,933,776,169	354,243,913	180,591,906	173,652,008	300,000,000	300,000,000	0
6	506	Bushenyi District	1,825,980,447	616,336,123	341,225,163	275,110,960	54,367,096	0	54,367,096
7	507	Busia District	2,055,088,121	363,307,798	193,436,152	169,871,646	0	0	0
8	508	Gulu District	1,816,354,443	556,574,994	282,993,228	273,581,766	0	0	0
9	509	Hoima District	3,122,435,996	315,461,454	315,461,454	0	0	0	0
10	510	Iganga District	4,351,001,822	624,823,360	291,507,623	333,315,737	0	0	0
11	511	Jinja District	5,446,174,856	380,366,836	318,160,251	62,206,585	0	0	0
12	512	Kabale District	2,406,781,069	379,437,412	206,450,210	172,987,201	200,000,000	200,000,000	0
13	513	Kabarole District	2,293,617,553	376,225,234	187,995,005	188,230,229	300,000,000	300,000,000	0
14	514	Kaberamaido District	1,690,948,548	288,587,326	214,057,533	74,529,793	71,077,441	0	71,077,441
15	515	Kalangala District	2,307,965,510	113,946,689	113,946,689	0	0	0	0
16	517	Kamuli District	4,219,034,887	697,052,069	333,312,527	363,739,542	0	0	0
17	518	Kamwenge District	2,862,862,744	259,604,907	259,604,907	0	200,000,000	200,000,000	0
18	519	Kanungu District	4,237,300,818	726,822,539	222,567,923	504,254,615	300,000,000	300,000,000	0
19	520	Kapchorwa District	2,465,973,301	242,146,170	73,545,770	168,600,401	0	0	0
20	521	Kasese District	6,459,425,201	971,256,400	526,488,096	444,768,304	0	0	0
21	522	Katakwi District	2,198,172,680	302,200,439	161,926,711	140,273,727	364,475,160	300,000,000	64,475,160
22	523	Kayunga District	3,142,077,016	429,290,833	266,633,497	162,657,336	0	0	0
23	524	Kibaale District	1,328,684,949	45,404,667	45,404,667	0	272,000,000	272,000,000	0
24	525	Kiboga District	2,607,411,874	281,367,002	118,709,669	162,657,334	400,000,000	400,000,000	0
25	526	Kisoro District	4,947,241,216	583,862,464	294,699,864	289,162,599	0	0	0
26	527	Kitgum District	3,634,441,023	657,539,124	167,131,116	490,408,007	0	0	0
27	528	Kotido District	995,432,955	185,612,695	185,612,695	0	0	0	0
28	529	Kumi District	1,766,741,232	412,850,559	84,045,409	328,805,150	233,596,101	200,000,000	33,596,101
29	530	Kyenjojo District	3,228,061,377	395,914,769	255,641,038	140,273,731	300,000,000	300,000,000	0
30	531	Lira District	1,787,467,986	212,853,317	212,853,317	0	96,451,034	0	96,451,034
31	532	Luwero District	4,626,282,815	378,903,382	378,903,382	0	300,000,000	300,000,000	0
32	533	Masaka District	1,648,810,000	385,857,399	218,285,591	167,571,808	0	0	0
33	534	Masindi District	3,193,497,621	316,650,617	138,398,992	178,251,625	200,000,000	200,000,000	0
34	535	Mayuge District	2,676,222,042	348,919,082	265,564,341	83,354,741	0	0	0
35	536	Mbale District	3,567,882,817	319,882,648	259,882,647	60,000,002	0	0	0
36	537	Mbarara District	2,128,821,178	480,434,240	259,688,578	220,745,661	62,578,600	0	62,578,600
37	538	Moroto District	1,125,901,459	94,445,104	94,445,104	0	0	0	0
38	539	Moyo District	4,078,339,155	547,092,473	249,897,766	297,194,707	89,389,259	0	89,389,259
39	540	Mpigi District	2,199,093,144	342,546,045	239,918,116	102,627,929	500,000,000	500,000,000	0

Sector Grant and Budget Guidelines FY 2017/18

	Vote	District	Conditional Wage Grant	Conditional Non-Wage Grant	<i>o/w Primary Health Care - Non Wage Recurrent</i>	<i>o/w Primary Healthcare - Hospital Non Wage Recurrent</i>	Transitional development grant	<i>o/w Transitional Development - Health Ad Hoc</i>	<i>o/w Transitional Development - Sanitation (Health)</i>
40	541	Mubende District	2,540,779,968	324,295,338	324,295,338	0	0	0	0
41	542	Mukono District	2,567,181,019	340,500,257	276,138,424	64,361,833	300,000,000	300,000,000	0
42	543	Nakapiripiriti District	1,334,490,272	137,474,424	137,474,424	0	0	0	0
43	544	Nakasongola District	2,589,800,448	162,415,725	162,415,725	0	0	0	0
44	545	Nebbi District	2,516,381,668	549,935,065	80,107,884	469,827,180	92,487,128	0	92,487,128
45	546	Ntungamo District	4,057,121,213	524,744,751	332,372,080	192,372,672	0	0	0
46	547	Pader District	2,491,254,370	155,380,925	155,380,925	0	0	0	0
47	548	Pallisa District	2,230,209,011	291,531,847	112,765,201	178,766,646	433,202,704	350,000,000	83,202,704
48	549	Rakai District	3,892,699,635	284,990,167	151,302,619	133,687,548	0	0	0
49	550	Rukungiri District	2,564,578,217	629,524,852	378,736,842	250,788,010	0	0	0
50	551	Sembabule District	1,236,823,822	179,411,808	179,411,808	0	0	0	0
51	552	Sironko District	2,446,959,052	213,523,776	213,523,776	0	0	0	0
52	553	Soroti District	1,227,125,532	171,808,629	171,808,629	0	75,226,032	0	75,226,032
53	554	Tororo District	4,989,205,961	806,277,232	365,066,663	441,210,569	500,000,000	500,000,000	0
54	555	Wakiso District	3,430,288,723	992,866,374	451,601,261	541,265,112	0	0	0
55	556	Yumbe District	3,155,964,551	390,495,412	227,895,005	162,600,407	97,953,960	0	97,953,960
56	557	Butaleja District	2,693,180,908	364,327,936	163,393,679	200,934,257	92,676,294	0	92,676,294
57	558	Ibanda District	1,127,265,052	304,937,647	204,947,793	99,989,854	300,000,000	300,000,000	0
58	559	Kaabong District	2,850,122,798	447,461,273	284,860,871	162,600,401	0	0	0
59	560	Isingiro District	2,842,470,451	327,833,679	327,833,679	0	0	0	0
60	561	Kaliro District	1,400,846,880	158,717,068	158,717,068	0	0	0	0
61	562	Kiruhura District	2,507,667,012	456,648,463	265,642,451	191,006,012	0	0	0
62	563	Koboko District	581,971,077	188,677,330	95,653,597	93,023,733	84,507,016	0	84,507,016
63	564	Amolatar District	1,035,244,584	205,599,301	129,322,181	76,277,119	43,828,862	0	43,828,862
64	565	Amuria District	2,249,293,534	252,231,009	252,231,009	0	65,113,551	0	65,113,551
65	566	Manafwa District	948,641,797	24,997,665	24,997,665	0	0	0	0
66	567	Bukwo District	1,814,075,134	231,733,120	91,209,394	140,523,727	0	0	0
67	568	Mityana District	3,998,121,562	591,697,394	278,239,326	313,458,068	0	0	0
68	569	Nakaseke District	3,945,026,600	520,295,260	149,038,582	371,256,678	0	0	0
69	570	Amuru District	1,211,510,508	180,407,201	180,407,201	0	0	0	0
70	571	Budaka District	1,311,502,048	191,647,269	141,751,815	49,895,454	89,283,832	0	89,283,832
71	572	Oyam District	1,668,204,663	393,650,519	220,129,519	173,521,000	300,000,000	300,000,000	0
72	573	Abim District	1,941,784,082	333,267,102	164,666,701	168,600,401	0	0	0
73	574	Namutumba District	1,198,615,844	236,037,434	236,037,434	0	0	0	0
74	575	Dokolo District	1,394,432,804	175,385,752	175,385,752	0	45,343,699	0	45,343,699
75	576	Buliisa District	2,135,035,691	308,801,003	100,767,269	208,033,734	0	0	0
76	577	Maracha District	2,048,898,430	319,231,673	181,130,189	138,101,484	279,723,606	200,000,000	79,723,606
77	578	Bukedea District	1,091,244,660	158,615,686	158,615,686	0	48,306,254	0	48,306,254
78	579	Bududa District	2,118,631,699	302,841,680	139,184,346	163,657,334	300,000,000	300,000,000	0
79	580	Lyantonde District	2,464,116,590	261,495,546	101,215,439	160,280,107	500,000,000	500,000,000	0

Sector Grant and Budget Guidelines FY 2017/18

	Vote	District	Conditional Wage Grant	Conditional Non-Wage Grant	<i>o/w Primary Health Care - Non Wage Recurrent</i>	<i>o/w Primary Healthcare - Hospital Non Wage Recurrent</i>	Transitional development grant	<i>o/w Transitional Development - Health Ad Hoc</i>	<i>o/w Transitional Development - Sanitation (Health)</i>
80	581	Amudat District	484,766,478	170,110,358	69,268,774	100,841,583	0	0	0
81	582	Buikwe District	2,267,369,363	444,946,501	103,294,912	341,651,589	0	0	0
82	583	Buyende District	1,088,475,741	199,373,815	199,373,815	0	0	0	0
83	584	Kyegegwa District	1,666,936,708	111,802,656	111,802,656	0	0	0	0
84	585	Lamwo District	1,646,489,378	133,805,135	133,805,135	0	0	0	0
85	586	Otuke District	868,965,769	82,895,334	82,895,334	0	106,015,990	0	106,015,990
86	587	Zombo District	1,429,667,880	327,997,299	210,134,918	117,862,382	606,674,474	500,000,000	106,674,474
87	588	Alebong District	1,035,789,636	118,292,462	118,292,462	0	90,287,937	0	90,287,937
88	589	Bulambuli District	2,164,133,106	125,648,630	125,648,630	0	77,461,713	0	77,461,713
89	590	Buvuma District	940,589,640	66,331,518	66,331,518	0	0	0	0
90	591	Gomba District	1,010,732,239	124,956,616	124,956,616	0	0	0	0
91	592	Kiryandongo District	2,243,638,620	452,180,523	145,458,478	306,722,044	0	0	0
92	593	Luuka District	1,444,064,076	175,274,386	175,274,386	0	0	0	0
93	594	Namayingo District	1,381,822,052	130,586,432	130,586,432	0	0	0	0
94	595	Ntoroko District	701,496,893	75,216,946	75,216,946	0	0	0	0
95	596	Serere District	1,529,686,386	157,447,732	157,447,732	0	69,852,267	0	69,852,267
96	597	Kyankwanzi District	1,405,542,360	142,582,752	142,582,752	0	0	0	0
97	598	Kalungu District	1,383,833,782	257,752,910	164,259,514	93,493,396	0	0	0
98	599	Lwengo District	1,686,664,882	194,681,233	194,681,233	0	0	0	0
99	600	Bukomansimbi District	915,878,126	126,014,851	126,014,851	0	0	0	0
100	601	Mitooma District	1,085,741,353	125,315,196	125,315,196	0	0	0	0
101	602	Rubirizi District	884,244,024	88,450,680	88,450,680	0	0	0	0
102	603	Ngora District	1,174,974,657	336,599,593	111,733,447	224,866,146	53,830,727	0	53,830,727
103	604	Napak District	1,442,735,835	412,630,424	119,430,053	293,200,371	0	0	0
104	605	Kibuku District	1,498,771,752	140,294,852	140,294,852	0	371,409,983	300,000,000	71,409,983
105	606	Nwoya District	1,991,471,218	353,598,918	56,404,193	297,194,726	0	0	0
106	607	Kole District	1,270,350,851	136,504,224	136,504,224	0	92,202,783	0	92,202,783
107	608	Butambala District	1,820,249,464	228,769,605	66,112,272	162,657,334	300,000,000	300,000,000	0
108	609	Sheema District	2,101,506,748	278,116,233	115,458,507	162,657,726	51,062,673	0	51,062,673
109	610	Buhweju District	630,493,631	76,333,624	76,333,624	0	0	0	0
110	611	Agago District	1,806,201,288	430,911,304	155,486,771	275,424,533	0	0	0
111	612	Kween District	1,660,027,141	104,039,755	104,039,755	0	0	0	0
112	613	Kagadi District	2,980,546,628	407,720,266	245,062,932	162,657,334	300,000,000	300,000,000	0
113	614	Kakumiro District	1,027,403,928	224,051,392	224,051,392	0	0	0	0
114	615	Omoro District	1,220,667,324	157,167,107	157,167,107	0	0	0	0
115	616	Rubanda District	1,658,005,800	156,406,763	156,406,763	0	0	0	0
157	617	Namisindwa District	1,427,805,972	188,066,205	188,066,205	0	0	0	0
158	618	Pakwach District	1,214,425,593	158,055,146	158,055,146	0	0	0	0
159	619	Butebo District	1,332,389,066	186,995,121	122,493,834	64,501,287	0	0	0
160	620	Rukiga District	1,343,259,677	131,157,099	131,157,099	0	0	0	0

Sector Grant and Budget Guidelines FY 2017/18

	Vote	District	Conditional Wage Grant	Conditional Non-Wage Grant	<i>o/w Primary Health Care - Non Wage Recurrent</i>	<i>o/w Primary Healthcare - Hospital Non Wage Recurrent</i>	Transitional development grant	<i>o/w Transitional Development - Health Ad Hoc</i>	<i>o/w Transitional Development - Sanitation (Health)</i>
161	621	Kyotera District	3,347,397,782	425,059,471	291,371,923	133,687,548	300,000,000	300,000,000	0
162	622	Bunyangabu District	1,194,397,937	192,247,138	192,247,138	0	0	0	0
116	751	Arua Municipal Council	519,839,250	46,151,129	46,151,129	0	0	0	0
117	752	Entebbe Municipal Council	1,586,554,876	49,862,819	49,862,819	0	500,000,000	500,000,000	0
118	753	Fort-Portal Municipal Council	619,670,432	59,066,130	59,066,130	0	0	0	0
119	754	Gulu Municipal Council	484,716,295	67,925,075	67,925,075	0	0	0	0
120	755	Jinja Municipal Council	1,159,664,129	75,808,544	75,808,544	0	0	0	0
121	757	Kabale Municipal Council	394,957,449	62,348,632	62,348,632	0	0	0	0
122	758	Lira Municipal Council	332,917,924	43,361,923	43,361,923	0	0	0	0
123	759	Masaka Municipal Council	225,913,763	50,114,576	50,114,576	0	0	0	0
124	760	Mbale Municipal Council	891,810,357	69,607,784	69,607,784	0	0	0	0
125	761	Mbarara Municipal Council	873,582,552	72,976,989	72,976,989	0	0	0	0
126	762	Moroto Municipal Council	186,205,146	25,937,291	25,937,291	0	0	0	0
127	763	Soroti Municipal Council	757,919,329	58,203,458	58,203,458	0	0	0	0
128	764	Tororo Municipal Council	420,684,118	59,652,476	59,652,476	0	0	0	0
129	770	Kasese Municipal Council	1,992,948,036	44,709,783	44,709,783	0	0	0	0
130	771	Hoima Municipal Council	312,528,997	28,250,934	28,250,934	0	0	0	0
131	772	Mukono Municipal Council	851,839,347	35,306,647	35,306,647	0	0	0	0
132	773	Iganga Municipal Council	235,844,601	25,225,075	25,225,075	0	0	0	0
133	774	Masindi Municipal Council	343,656,480	31,883,313	31,883,313	0	0	0	0
134	775	Ntungamo Municipal Council	293,343,924	37,077,562	37,077,562	0	0	0	0
135	776	Busia Municipal Council	287,319,144	35,581,558	35,581,558	0	0	0	0

Sector Grant and Budget Guidelines FY 2017/18

	Vote	District	Conditional Wage Grant	Conditional Non-Wage Grant	<i>o/w Primary Health Care - Non Wage Recurrent</i>	<i>o/w Primary Healthcare - Hospital Non Wage Recurrent</i>	Transitional development grant	<i>o/w Transitional Development - Health Ad Hoc</i>	<i>o/w Transitional Development - Sanitation (Health)</i>
136	777	Bushenyi- Ishaka Municipal Council	367,936,837	16,811,754	16,811,754	0	0	0	0
137	778	Rukungiri Municipal Council	455,762,528	21,234,736	21,234,736	0	0	0	0
138	779	Nansana Municipal Council	1,006,042,884	225,407,326	225,407,326	0	0	0	0
139	780	Makindye-Ssabagabo Municipal Council	407,932,992	181,431,410	181,431,410	0	0	0	0
140	781	Kira Municipal Council	259,719,300	161,506,541	161,506,541	0	0	0	0
141	782	Kisoro Municipal Council	28,969,140	54,530,859	54,530,859	0	0	0	0
142	783	Mityana Municipal Council	422,511,400	55,079,277	55,079,277	0	0	0	0
143	784	Kitgum Municipal Council	59,480,590	18,855,886	18,855,886	0	0	0	0
144	785	Koboko Municipal Council	398,761,932	77,490,743	77,490,743	0	0	0	0
145	786	Mubende Municipal Council	156,204,816	29,801,072	29,801,072	0	0	0	0
146	787	Kumi Municipal Council	582,941,744	58,363,953	58,363,953	0	0	0	0
147	788	Lugazi Municipal Council	258,333,268	57,970,600	57,970,600	0	0	0	0
148	789	Kamuli Municipal Council	163,471,668	31,478,869	31,478,869	0	0	0	0
149	790	Kapchorwa Municipal Council	313,186,092	34,835,594	34,835,594	0	0	0	0
150	791	Ibanda Municipal Council	880,589,707	63,236,026	63,236,026	0	0	0	0
151	792	Njeru Municipal Council	469,105,452	51,723,423	51,723,423	0	0	0	0
152	793	Apac Municipal Council	141,732,048	13,586,672	13,586,672	0	0	0	0
153	794	Nebbi Municipal Council	958,825,328	25,736,123	25,736,123	0	0	0	0
154	795	Bugiri Municipal Council	39,415,188	21,410,273	21,410,273	0	0	0	0
155	796	Sheema Municipal Council	689,008,656	53,745,570	53,745,570	0	0	0	0
156	797	Kotido Municipal Council	400,882,687	37,101,871	37,101,871	0	0	0	0

Sector Grant and Budget Guidelines FY 2017/18

	Vote	District	Conditional Wage Grant	Conditional Non-Wage Grant	<i>o/w Primary Health Care - Non Wage Recurrent</i>	<i>o/w Primary Healthcare - Hospital Non Wage Recurrent</i>	Transitional development grant	<i>o/w Transitional Development - Health Ad Hoc</i>	<i>o/w Transitional Development - Sanitation (Health)</i>
163		Total	291,413,564,389	39,919,367,884	25,270,127,101	14,649,240,783	11,899,862,500	9,622,000,000	2,277,862,500

Annex VI: Breakdown of PHC Non-Wage Recurrent (NWR) to Health Facilities and District/ Municipal Health Offices

S/N	Vote	District	Conditional non-wage grant	o/w Primary Healthcare - Hospital NWR	o/w Primary Health care NWR - Health Centres (II-IV)	o/w Primary Healthcare NWR - DHO/ MHO
1	501	Adjumani District	484,550,057	162,657,736	268,380,216	53,512,105
2	502	Apac District	378,254,593	162,657,337	172,477,805	43,119,451
3	503	Arua District	701,701,135	228,771,459	381,067,274	91,862,402
4	504	Bugiri District	448,548,941	182,863,763	212,548,142	53,137,036
5	505	Bundibugyo District	354,243,913	173,652,008	144,473,524	36,118,381
6	506	Bushenyi District	616,336,123	255,110,960	303,761,136	57,464,027
7	507	Busia District	363,307,798	169,871,646	154,748,922	38,687,230
8	508	Gulu District	556,574,994	273,581,766	233,369,869	49,623,359
9	509	Hoima District	315,461,454	0	256,571,797	58,889,657
10	510	Iganga District	624,823,360	333,315,737	240,004,724	51,502,899
11	511	Jinja District	380,366,836	62,206,585	254,528,201	63,632,050
12	512	Kabale District	379,437,412	172,987,201	165,160,168	41,290,042
13	513	Kabarole District	376,225,234	188,230,229	150,396,004	37,599,001
14	514	Kaberamaido District	288,587,326	74,529,793	172,443,109	41,614,423
15	515	Kalangala District	113,946,689	0	92,003,243	21,943,446
16	517	Kamuli District	697,052,069	363,739,542	274,091,402	59,221,125
17	518	Kamwenge District	259,604,907	0	207,683,926	51,920,981
18	519	Kanungu District	726,822,539	504,254,615	178,054,339	44,513,585
19	520	Kapchorwa District	242,146,170	168,600,401	58,836,616	14,709,154
20	521	Kasese District	971,256,400	444,768,304	441,228,639	85,259,458
21	522	Katakwi District	302,200,439	140,273,727	129,541,369	32,385,342
22	523	Kayunga District	429,290,833	162,657,336	213,306,797	53,326,699
23	524	Kibaale District	45,404,667	0	36,323,734	9,080,933
24	525	Kiboga District	281,367,002	162,657,334	94,967,735	23,741,934
25	526	Kisoro District	583,862,464	289,162,599	247,318,541	47,381,324
26	527	Kitgum District	657,539,124	490,408,007	133,704,893	33,426,223
27	528	Kotido District	185,612,695	0	148,490,156	37,122,539
28	529	Kumi District	412,850,559	297,781,418	92,055,313	23,013,828
29	530	Kyenjojo District	395,914,769	140,273,731	204,512,831	51,128,208
30	531	Lira District	212,853,317	0	170,482,016	42,371,302
31	532	Luwero District	378,903,382	0	306,021,292	72,882,090
32	533	Masaka District	385,857,399	167,571,808	174,628,473	43,657,118
33	534	Masindi District	316,650,617	178,251,625	110,719,194	27,679,798
34	535	Mayuge District	348,919,082	83,354,741	212,451,473	53,112,868
35	536	Mbale District	319,882,648	60,000,002	207,906,118	51,976,529
36	537	Mbarara District	480,434,240	49,044,610	374,568,396	56,821,234
37	538	Moroto District	94,445,104	0	75,556,083	18,889,021
38	539	Moyo District	547,092,473	297,194,707	199,918,213	49,979,553
39	540	Mpigi District	342,546,045	102,627,929	191,934,493	47,983,623
40	541	Mubende District	324,295,338	0	259,436,271	64,859,068
41	542	Mukono District	340,500,257	64,361,833	220,910,739	55,227,685
42	543	Nakapiripirit District	137,474,424	0	109,979,539	27,494,885
43	544	Nakasongola District	162,415,725	0	129,932,580	32,483,145
44	545	Nebbi District	549,935,065	469,827,180	64,086,307	16,021,577
45	546	Ntungamo District	524,744,751	192,372,672	265,897,664	66,474,416
46	547	Pader District	155,380,925	0	124,304,740	31,076,185
47	548	Pallisa District	291,531,847	178,766,646	90,212,161	22,553,040
48	549	Rakai District	284,990,167	133,687,548	121,042,095	30,260,524
49	550	Rukungiri District	629,524,852	250,788,010	302,989,473	75,747,368
50	551	Sembabule District	179,411,808	0	143,529,447	35,882,362
51	552	Sironko District	213,523,776	0	170,819,021	42,704,755
52	553	Soroti District	171,808,629	0	137,446,903	34,361,726
53	554	Tororo District	806,277,232	441,210,569	292,053,331	73,013,333
54	555	Wakiso District	992,866,374	541,265,112	361,281,009	90,320,252
55	556	Yumbe District	390,495,412	162,600,407	182,316,004	45,579,001
56	557	Butaleja District	364,327,936	185,778,784	142,839,321	35,709,830
57	558	Ibanda District	304,937,647	99,989,854	163,958,234	40,989,559
58	559	Kaabong District	447,461,273	162,600,401	227,888,697	56,972,174
59	560	Isingiro District	327,833,679	0	262,266,943	65,566,736
60	561	Kaliro District	158,717,068	0	126,973,654	31,743,414
61	562	Kiruhura District	456,648,463	159,982,280	205,336,490	91,329,693

Sector Grant and Budget Guidelines FY 2017/18

S/N	Vote	District	Conditional non-wage grant	o/w Primary Healthcare - Hospital NWR	o/w Primary Health care NWR - Health Centres (II-IV)	o/w Primary Healthcare NWR - DHO/ MHO
62	563	Koboko District	188,677,330	93,023,733	76,522,878	19,130,719
63	564	Amolatar District	205,599,301	76,277,119	103,457,745	25,864,436
64	565	Amuria District	252,231,009	0	201,784,807	50,446,202
65	566	Manafwa District	24,997,665	0	19,998,132	4,999,533
66	567	Bukwo District	231,733,120	140,523,727	72,967,515	18,241,879
67	568	Mityana District	591,697,394	313,458,068	222,591,461	55,647,865
68	569	Nakaseke District	520,295,260	371,256,678	119,230,866	29,807,716
69	570	Amuru District	180,407,201	0	144,325,761	36,081,440
70	571	Budaka District	191,647,269	49,895,454	113,401,452	28,350,363
71	572	Oyam District	393,650,519	173,521,000	176,103,615	44,025,904
72	573	Abim District	333,267,102	168,600,401	135,535,788	29,130,914
73	574	Namutumba District	236,037,434	0	188,829,947	47,207,487
74	575	Dokolo District	175,385,752	0	140,308,601	35,077,150
75	576	Buliisa District	308,801,003	208,033,734	80,613,815	20,153,454
76	577	Maracha District	319,231,673	138,101,484	144,904,151	36,226,038
77	578	Bukedea District	158,615,686	0	126,892,549	31,723,137
78	579	Bududa District	302,841,680	163,657,334	111,347,477	27,836,869
79	580	Lyantonde District	261,495,546	160,280,107	80,972,351	20,243,088
80	581	Amudat District	170,110,358	100,841,583	55,415,019	13,853,755
81	582	Buikwe District	444,946,501	341,651,589	82,635,930	20,658,982
82	583	Buyende District	199,373,815	0	162,192,657	37,181,158
83	584	Kyegegwa District	111,802,656	0	89,442,125	22,360,531
84	585	Lamwo District	133,805,135	0	107,044,108	26,761,027
85	586	Otuke District	82,895,334	0	66,316,267	16,579,067
86	587	Zombo District	327,997,299	117,862,382	171,723,234	38,411,684
87	588	Alebong District	118,292,462	0	94,633,970	23,658,492
88	589	Bulambuli District	125,648,630	0	102,711,689	22,936,940
89	590	Buvuma District	66,331,518	0	53,065,214	13,266,304
90	591	Gomba District	124,956,616	0	99,965,293	24,991,323
91	592	Kiryandongo District	452,180,523	306,722,044	116,366,783	29,091,696
92	593	Luuka District	175,274,386	0	140,219,509	35,054,877
93	594	Namayingo District	130,586,432	0	104,469,146	26,117,286
94	595	Ntoroko District	75,216,946	0	60,173,557	15,043,389
95	596	Serere District	157,447,732	0	125,958,186	31,489,546
96	597	Kyankwanzi District	142,582,752	0	114,066,201	28,516,550
97	598	Kalungu District	257,752,910	93,493,396	132,720,644	31,538,870
98	599	Lwengo District	194,681,233	0	155,744,986	38,936,247
99	600	Bukomansimbi District	126,014,851	0	101,013,416	25,001,435
100	601	Mitooma District	125,315,196	0	100,252,157	25,063,039
101	602	Rubirizi District	88,450,680	0	70,760,544	17,690,136
102	603	Ngora District	336,599,593	224,866,146	89,386,758	22,346,689
103	604	Napak District	412,630,424	293,200,371	95,544,042	23,886,011
104	605	Kibuku District	140,294,852	0	112,235,881	28,058,970
105	606	Nwoya District	353,598,918	276,051,920	66,484,930	11,062,068
106	607	Kole District	136,504,224	0	109,203,379	27,300,845
107	608	Butambala District	228,769,605	162,657,334	52,889,817	13,222,454
108	609	Sheema District	278,116,233	162,657,726	92,366,806	23,091,701
109	610	Buhweju District	76,333,624	0	61,066,899	15,266,725
110	611	Agago District	430,911,304	275,424,533	124,389,417	31,097,354
111	612	Kween District	104,039,755	0	88,881,233	15,158,521
112	613	Kagadi District	407,720,266	162,657,334	196,050,346	49,012,586
113	614	Kakumiro District	224,051,392	0	179,241,114	44,810,278
114	615	Omoro District	157,167,107	0	125,733,686	31,433,421
115	616	Rubanda District	156,406,763	0	125,125,411	31,281,353
116	617	Namisindwa District	188,066,205	0	150,452,964	37,613,241
117	618	Pakwach District	158,055,146	0	126,444,117	31,611,029
118	619	Butebo District	186,995,121	64,501,287	97,995,067	24,498,767
119	620	Rukiga District	131,157,099	0	104,925,679	26,231,420
120	621	Kyotera District	425,059,471	133,687,548	233,097,538	58,274,385
121	622	Bunyangabu District	192,247,138	0	153,797,710	38,449,428
122	751	Arua Municipal Council	46,151,129	0	36,920,903	9,230,226
123	752	Entebbe Municipal Council	49,862,819	0	39,890,255	9,972,564
124	753	Fort-Portal Municipal Council	59,066,130	0	47,252,904	11,813,226
125	754	Gulu Municipal Council	67,925,075	0	54,340,060	13,585,015
126	755	Jinja Municipal Council	75,808,544	0	60,646,835	15,161,709
127	757	Kabale Municipal Council	62,348,632	0	49,878,906	12,469,726

Sector Grant and Budget Guidelines FY 2017/18

S/N	Vote	District	Conditional non-wage grant	o/w Primary Healthcare - Hospital NWR	o/w Primary Health care NWR - Health Centres (II-IV)	o/w Primary Healthcare NWR - DHO/ MHO
128	758	Lira Municipal Council	43,361,923	0	34,689,538	8,672,385
129	759	Masaka Municipal Council	50,114,576	0	40,091,661	10,022,915
130	760	Mbale Municipal Council	69,607,784	0	55,686,227	13,921,557
131	761	Mbarara Municipal Council	72,976,989	0	58,381,591	14,595,398
132	762	Moroto Municipal Council	25,937,291	0	20,749,833	5,187,458
133	763	Soroti Municipal Council	58,203,458	0	46,562,767	11,640,692
134	764	Tororo Municipal Council	59,652,476	0	47,721,981	11,930,495
135	770	Kasese Municipal Council	44,709,783	0	35,767,826	8,941,957
136	771	Hoima Municipal Council	28,250,934	0	22,600,747	5,650,187
137	772	Mukono Municipal Council	35,306,647	0	28,245,317	7,061,329
138	773	Iganga Municipal Council	25,225,075	0	20,180,060	5,045,015
139	774	Masindi Municipal Council	31,883,313	0	25,506,650	6,376,663
140	775	Ntungamo Municipal Council	37,077,562	0	29,662,050	7,415,512
141	776	Busia Municipal Council	35,581,558	0	28,465,247	7,116,312
142	777	Bushenyi- Ishaka MC	16,811,754	0	13,449,404	3,362,351
143	778	Rukungiri Municipal Council	21,234,736	0	18,381,063	2,853,673
144	779	Nansana Municipal Council	225,407,326	0	180,325,861	45,081,465
145	780	Makindye-Ssabagabo MC	181,431,410	0	145,145,128	36,286,282
146	781	Kira Municipal Council	161,506,541	0	129,205,233	32,301,308
147	782	Kisoro Municipal Council	54,530,859	0	43,624,687	10,906,172
148	783	Mityana Municipal Council	55,079,277	0	44,063,422	11,015,855
149	784	Kitgum Municipal Council	18,855,886	0	15,084,708	3,771,177
150	785	Koboko Municipal Council	77,490,743	0	61,992,595	15,498,149
151	786	Mubende Municipal Council	29,801,072	0	23,840,857	5,960,214
152	787	Kumi Municipal Council	58,363,953	0	46,691,162	11,672,791
153	788	Lugazi Municipal Council	57,970,600	0	46,376,480	11,594,120
154	789	Kamuli Municipal Council	31,478,869	0	25,183,095	6,295,774
155	790	Kapchorwa Municipal Council	34,835,594	0	28,582,916	6,252,678
156	791	Ibanda Municipal Council	63,236,026	0	51,485,580	11,750,446
157	792	Njeru Municipal Council	51,723,423	0	41,378,738	10,344,685
158	793	Apac Municipal Council	13,586,672	0	10,869,338	2,717,334
159	794	Nebbi Municipal Council	25,736,123	0	-	25,736,123
160	795	Bugiri Municipal Council	21,410,273	0	17,128,218	4,282,055
161	796	Sheema Municipal Council	53,745,570	0	43,546,314	10,199,255
162	797	Kotido Municipal Council	37,101,871	0	30,701,373	6,400,498
		Total	39,919,367,884	14,359,193,990	20,544,026,666	5,016,147,229

Annex VII: Transitional Development Health Ad Hoc Beneficiary Health Facilities for FY2017/18

S/N	District	Vote	Beneficiary Health Facility	Transitional Development - Health Ad Hoc
1	Apac District	502	Apac General Hospital	900,000,000
2	Bundibugyo District	505	Bundibugyo General Hospital	300,000,000
3	Kabale District	512	Kakomo HCIV	200,000,000
4	Kabarole District	513	Kabarole General Hospital	300,000,000
5	Kamwenge District	518	Rukunyu HC IV	200,000,000
6	Kanungu District	519	Kambuga General Hospital	300,000,000
7	Katakwi District	522	Katakwi Hospital	300,000,000
8	Kibaale District	524	Kibale HC IV	272,000,000
9	Kiboga District	525	Kiboga General Hospital	400,000,000
10	Kumi District	529	Atutur General Hospital	200,000,000
11	Kyenjojo District	530	Kyenjojo Hospital	300,000,000
12	Luwero District	532	Kasana HCIV	300,000,000
13	Masindi District	534	Masindi General Hospital	200,000,000
14	Mpigi District	540	Mpigi HCIV	500,000,000
15	Mukono District	542	Mukono HCIV	300,000,000
16	Pallisa District	548	Paliisa General Hospital	350,000,000
17	Tororo District	554	Tororo General Hospital	500,000,000
18	Ibanda District	558	Ishongorero HC IV	300,000,000
19	Oyam District	572	Anyeke HC IV	300,000,000
20	Maracha District	577	Maracha HC IV	200,000,000
21	Bududa District	579	Bududa Hospital	300,000,000
22	Lyantonde District	580	Lyantonde Hospital	500,000,000
23	Zombo District	587	Zombo HC IV	500,000,000
24	Kibuku District	605	Kibuku District Medicine store	300,000,000
25	Butambala District	608	Gombe General Hospital	300,000,000
26	Kagadi District	613	Kagadi General Hospital	300,000,000
27	Kyotera District	621	Kalisizo Hospital	300,000,000
28	Wakiso District	752	Entebbe Grade A hospital	500,000,000
	Total			9,622,000,000

Annex VIII: PHC Non-Wage Grants Detailed Health Facility Allocations (Direct Transfers) For FY 2017/18

S/N	VOTE NAME	VOTE NO	ACCOUNT NAME	LEVEL	OWNER SHIP	IFMS SUPPLIER ID	ANNUAL BUDGET FY2017/18	BANK ACCOUNT NUMBERS
1	ADJUMANI	501	ADJUMANI HOSPITAL	Hospital	GOV	504408	162,657,736	140097514401
2	ADJUMANI	501	ROBIDIRE HC III	HC III	UCMB	504401	6,968,591	140097917902
3	ADJUMANI	501	ADJUMANI MISSION HC III	HC III	UCMB	506685	6,968,591	140097793801
4	ADJUMANI	501	UKUSIJONIHC III	HC III	GOV	504402	14,965,289	140097538001
5	ADJUMANI	501	BIRA HC III	HC III	GOV	506686	14,965,289	140097531501
6	ADJUMANI	501	MARYLAND KOCOA HC III	HC III	UCMB	504400	5,467,031	140098400301
7	ADJUMANI	501	ALIWARA HC II	HC II	GOV	504404	6,049,726	140097537801
8	ADJUMANI	501	ELEMA HC II	HC II	GOV	504405	6,049,726	140097532201
9	ADJUMANI	501	MAAJI A HC II	HC II	GOV	504406	6,049,726	140097537901
10	ADJUMANI	501	NYUMANZI HC II	HC II	GOV	504407	6,049,726	140097731701
11	ADJUMANI	501	ALERE HC II	HC II	GOV	504403	6,049,718	140097526501
12	ADJUMANI	501	AGOJO HC II	HC II	GOV	506687	6,049,718	140097526701
13	ADJUMANI	501	MAGBURU HC II	HC II	GOV	506688	6,049,718	140097521901
14	ADJUMANI	501	AJERI HC II	HC II	GOV	506689	6,049,718	140059653601
15	ADJUMANI	501	MAAJI B HEALTH CENTRE	HC II	GOV	551190	6,049,718	9030003523682
16	ADJUMANI	501	MUNGULA HEALTH CENTRE IV	HC IV	GOV	504399	38,416,288	140097531401
17	ADJUMANI	501	CIFORO HC III	HC III	GOV	504384	12,592,147	140097792801
18	ADJUMANI	501	DZAIPI HC III	HC III	GOV	504385	12,592,147	140097980901
19	ADJUMANI	501	OFUA HC III	HC III	GOV	504386	12,592,147	140097558101
20	ADJUMANI	501	OPENEZINZI HC III	HC III	GOV	504387	12,592,147	140097543801
21	ADJUMANI	501	PAKELE HC III	HC III	GOV	504388	12,592,147	140098231301
22	ADJUMANI	501	AJUGOPI HC II	HC II	GOV	504389	4,863,147	140097788901
23	ADJUMANI	501	ARINYAPI HC II	HC II	GOV	504390	4,863,147	140097786401
24	ADJUMANI	501	ARRA HC II	HC II	GOV	504391	4,863,147	140097783401
25	ADJUMANI	501	KUREKU HC II	HC II	GOV	504392	4,863,147	140097783501
26	ADJUMANI	501	LEWA HC II	HC II	GOV	504393	4,863,147	140098252201
27	ADJUMANI	501	OLIA HC II	HC II	GOV	504394	4,863,147	140098234501
28	ADJUMANI	501	OPEJO HC II	HC II	GOV	504395	4,863,147	140097963501
29	ADJUMANI	501	UDERU HC II	HC II	GOV	504396	4,863,147	140098281201
30	ADJUMANI	501	OGOLO HC II	HC II	GOV	504397	4,863,147	140026922101
31	ADJUMANI	501	ZOKA HC II	HC II	GOV	504398	4,863,147	140059649501
32	ADJUMANI	501	OBILOKONGO HC II	HC II	GOV	506682	4,863,147	140097970201
33	ADJUMANI	501	PACHARA HC II	HC II	GOV	506683	4,863,147	140097603801
34	ADJUMANI	501	ELEGU HC II	HC II	GOV	506684	4,863,147	140032899801
		501 Total					431,037,952	
35	APAC	502	APAC HOSPITAL	Hospital	GOV	506708	162,657,337	140088518001
36	APAC	502	ALENGA CATHOLIC DISPENSARY	HC III	UCMB	504473	5,647,135	140088528501
37	APAC	502	ABEDOBER HEALTH CENTRE	HC III	UCMB	504474	5,647,135	140089378501
38	APAC	502	TEBOKE MISSION DISPENSARY	HC II	UCMB	504475	2,823,567	1020008071
39	APAC	502	ADUKU MATERNITY UNIT	HC II	UCMB	506709	2,823,567	140088530401
40	APAC	502	ADUKU HEALTH CENTRE IV	HC IV	GOV	504452	20,729,404	140084425501
41	APAC	502	ABONGOMOLA HEALTH CENTRE III	HC III	GOV	504453	9,353,980	140060998501
42	APAC	502	CHAWENTE HEALTH CENTRE III	HC III	GOV	504454	9,353,980	140084478101
43	APAC	502	APWORI HEALTH CENTRE III	HC III	GOV	504455	9,353,980	140084433801
44	APAC	502	INOMO HEALTH CENTRE III	HC III	GOV	504456	9,353,980	140032778201
45	APAC	502	NAMBIESO HEALTH CENTRE III	HC III	GOV	504457	9,353,980	140084424501
46	APAC	502	AKOKORO HEALTH CENTRE III	HC III	GOV	504458	9,353,980	140084434301
47	APAC	502	IBUJE HEALTH CENTRE III	HC III	GOV	504459	9,353,980	140084438001
48	APAC	502	TEBOKE HEALTH CENTRE III	HC III	GOV	504460	9,353,980	140084442401
49	APAC	502	APOI HEALTH CENTRE III	HC III	GOV	506702	9,353,980	140084440301
50	APAC	502	APIRE HEALTH CENTRE III	HC III	GOV	506703	9,353,980	7910500119
51	APAC	502	AKALI HEALTH CENTRE II	HC II	GOV	504461	2,751,146	140084454301

Sector Grant and Budget Guidelines FY 2017/18

S/N	VOTE NAME	VOTE NO	ACCOUNT NAME	LEVEL	OWNER SHIP	IFMS SUPPLIER ID	ANNUAL BUDGET FY2017/18	BANK ACCOUNT NUMBERS
52	APAC	502	ABWONG HEALTH CENTRE II	HC II	GOV	504462	2,751,146	140093792501
53	APAC	502	ACWAO HEALTH CENTRE II	HC II	GOV	504463	2,751,146	140084453701
54	APAC	502	ABEI HEALTH CENTRE II	HC II	GOV	504464	2,751,146	140093794501
55	APAC	502	OLELPEK HEALTH CENTRE II	HC II	GOV	504465	2,751,146	140084444601
56	APAC	502	KUNGU HEALTH CENTRE II	HC II	GOV	504467	2,751,146	9030006248100
57	APAC	502	CHEGERE HEALTH CENTRE II	HC II	GOV	504468	2,751,146	140084441301
58	APAC	502	KIDILANI HEALTH CENTRE II	HC II	GOV	504469	2,751,146	140084461001
59	APAC	502	ALADO HEALTH CENTRE II	HC II	GOV	504470	2,751,146	140084436001
60	APAC	502	ALWOROCENG HEALTH CENTRE II	HC II	GOV	504471	2,751,146	140084438201
61	APAC	502	WANSOLO HEALTH CENTRE II	HC II	GOV	504472	2,751,146	9030009635245
62	APAC	502	OWINY HEALTH CENTRE II	HC II	GOV	506704	2,751,146	140084438501
63	APAC	502	ATAR HEALTH CENTRE II	HC II	GOV	506705	2,751,146	140084440201
64	APAC	502	AYAGO HEALTH CENTRE II	HC II	GOV	506706	2,751,146	140084435601
65	APAC	502	AGANGA HEALTH CENTRE II	HC II	GOV	506707	2,751,146	140084459001
		502 Total					335,135,141	
66	ARUA	503	KULUVA HOSP DELEGTD STFF	Hospital	UPMB	504545	172,958,512	9030006293556
67	ARUA	503	ORIAJINI HOSP DELEGTD FD	Hospital	UMMB	504544	55,812,947	9030006293777
68	ARUA	503	Aripea Health Centre	HC III	UCMB	25658	6,779,799	2020001667
69	ARUA	503	Otumbari health centre III	HC III	UCMB	123450	6,779,799	2020438444
70	ARUA	503	Ediofe Health Centre III	HC III	UCMB	504540	6,779,799	2020438099
71	ARUA	503	ST LUKE KATIYIHCIII	HC III	UPMB	504542	6,779,799	2020437745
72	ARUA	503	St Francis Health centre Ocodr	HC III	UCMB	504543	6,779,799	2010330113
73	ARUA	503	Anyiribu Health Centre II com	HC III	UPMB	506731	6,779,799	2201703167
74	ARUA	503	Uleppi parish dispensary	HC II	UCMB	123448	4,521,899	2020017145
75	ARUA	503	Ojee Adumi Health centre	HC II	UCMB	504539	4,521,899	2020437432
76	ARUA	503	Anyavu Health Centre III	HC II	UPMB	504541	4,521,899	142078620900
77	ARUA	503	OLUJOBO HEALTH ECNTRE III PHC	HC III	GOV	504547	7,916,915	2201790450
78	ARUA	503	ADUMI HEALTH CENTRE IV	HC IV	GOV	504573	30,528,985	700071473
79	ARUA	503	TEREGO HSD	HC IV	GOV	504574	30,528,985	9030006343219
80	ARUA	503	RHINO CAMP HLTSUB DIST	HC IV	GOV	504575	30,528,985	9030006342891
81	ARUA	503	OFFAKA HEALTH CENTRE III	HC III	GOV	123443	7,916,915	700070293
82	ARUA	503	OPIA HEALTH CENTRE III	HC III	GOV	123444	7,916,915	700070275
83	ARUA	503	Ayivuni health centre 3 PHC AC	HC III	GOV	504548	7,916,915	3294730005
84	ARUA	503	Riki health centre III communi	HC III	GOV	504549	7,916,915	2201779910
85	ARUA	503	Orivu health centre III	HC III	GOV	504550	7,916,915	142078619400
86	ARUA	503	Inde health centre III PHC Com	HC III	GOV	504552	7,916,915	2201786550
87	ARUA	503	Pawor health centre III PHC co	HC III	GOV	504553	7,916,915	2201775117
88	ARUA	503	Oyima health centre III PHC co	HC III	GOV	504556	7,916,915	2201775109
89	ARUA	503	Ajia health centre III	HC III	GOV	504558	7,916,915	142078620700
90	ARUA	503	Bondo health centre III PHC co	HC III	GOV	504559	7,916,915	2201775737
91	ARUA	503	Vurra health centre III	HC III	GOV	504561	7,916,915	142078621100
92	ARUA	503	CILIO HEALTH CENTRE IIIII	HC III	GOV	504564	7,916,915	700078769
93	ARUA	503	BILEAFE HEALTH CENTRE III PHC	HC III	GOV	504565	7,916,915	2201775079
94	ARUA	503	WANDI HEALTH CENTRE III	HC III	GOV	504567	7,916,915	142078622000
95	ARUA	503	ODUPI HEALTH CENTRE III PHC CO	HC III	GOV	504569	7,916,915	2201775060
96	ARUA	503	YINGA HEALTH ECNTRE III co	HC III	GOV	504570	7,916,915	2201779899
97	ARUA	503	SIRIPI HEALTH CENTRE III	HC III	GOV	504572	7,916,915	142078622500
98	ARUA	503	OMBDRIONDREA HEALTH CENTRE III	HC III	GOV	504576	7,916,915	700070303
99	ARUA	503	EWANGA health ecntre III PHC c	HC III	GOV	506732	7,916,915	2201790396
100	ARUA	503	Pajulu health centre III PHC c	HC III	GOV	506733	7,916,915	2201775087
101	ARUA	503	Aroi health centre III	HC III	GOV	506734	7,916,915	142078619500
102	ARUA	503	Okollo health centre III PHC C	HC III	GOV	506736	7,916,915	2201775125
103	ARUA	503	Logiri health centre III PHC	HC III	GOV	506738	7,916,915	142078617400
104	ARUA	503	Lazebu health centre III	HC II	GOV	504560	2,261,494	142078621000
105	ARUA	503	OLIVU HEALTH CENTRE II	HC II	GOV	121427	2,261,494	2201790418
106	ARUA	503	ANDELIZU HEALTH CENTRE II	HC II	GOV	123439	2,261,494	700070285
107	ARUA	503	ODRAKA HEALTH CENTRE II PHC	HC II	GOV	123442	2,261,494	142078617600

Sector Grant and Budget Guidelines FY 2017/18

S/N	VOTE NAME	VOTE NO	ACCOUNT NAME	LEVEL	OWNER SHIP	IFMS SUPPLIER ID	ANNUAL BUDGET FY2017/18	BANK ACCOUNT NUMBERS
108	ARUA	503	GBULUKUATUNI HEALTH CENTRE II	HC II	GOV	123452	2,261,494	142078618100
109	ARUA	503	NICHU HEALTH CENTRE II PHC CO	HC II	GOV	504546	2,261,494	2201789991
110	ARUA	503	OREKU HEALTH CENTRE II	HC II	GOV	504551	2,261,494	142078619600
111	ARUA	503	Oduubu health centre III commu	HC II	GOV	504554	2,261,494	2201790388
112	ARUA	503	Akino health centre III commun	HC II	GOV	504555	2,261,494	2201779872
113	ARUA	503	Uleppi health centre III	HC II	GOV	504557	2,261,494	142078620500
114	ARUA	503	OBOFIA HEALTH CENTRE II	HC II	GOV	504562	2,261,494	142078621200
115	ARUA	503	KUMUYO HEALTH CENTRE II PHC CO	HC II	GOV	504563	2,261,494	2201790442
116	ARUA	503	ITIA HEALTH ECNTRE II	HC II	GOV	504566	2,261,494	142078621900
117	ARUA	503	NDAAPI HEALTH CENTRE II	HC II	GOV	504568	2,261,494	142078622100
118	ARUA	503	IMVEPI HEALTH CENTRE II COMMUN	HC II	GOV	504571	2,261,494	2201779880
119	ARUA	503	OGOKO HEALTH CENTRE II	HC II	GOV	504577	2,261,494	142078617500
120	ARUA	503	Ocea health centre II PHC comm	HC II	GOV	506735	2,261,494	2201786542
121	ARUA	503	Ayayia health centre III	HC II	GOV	506737	2,261,494	142078620600
122	ARUA	503	OGUA HEALTH CENTRE II PHC COMM	HC II	GOV	506739	2,261,494	2201790434
123	ARUA	503	TIKU health centre II PHC Comm	HC II	GOV	506740	2,261,494	2201790000
		503 Total					609,838,732	
124	BUGIRI	504	BUGIRI HOSPITAL	Hospital	GOV	504103	182,863,763	4610500039
125	BUGIRI	504	KYEMEIRE HEALTH UNIT	HC II	UPMB	504098	3,672,469	4620400356
126	BUGIRI	504	ST. LUKE MUTERERE NGO HEALTH UNIT	HC II	UPMB	504099	3,672,469	4620400467
127	BUGIRI	504	KIRONGERO CHURCH OF GOD HEALTH CE	HC II	UPMB	551191	1,101,117	4620300029
128	BUGIRI	504	NAMAYEMBA SAFE MOTHERHOOD HEALTH	HC II	UPMB	551192	1,101,117	4620300026
129	BUGIRI	504	NANKOMA HC IV	HC IV	GOV	504476	50,251,321	4610400359
130	BUGIRI	504	IWEMBA HC III	HC III	GOV	504075	11,231,169	4610400361
131	BUGIRI	504	NABUKALU HC III	HC III	GOV	504076	11,231,169	4610400357
132	BUGIRI	504	BULIDHA HC III	HC III	GOV	504077	11,231,169	4610400360
133	BUGIRI	504	MUTEREREHC III	HC III	GOV	504078	11,231,169	4610500108
134	BUGIRI	504	BUWUNGA HC III	HC III	GOV	504080	11,231,169	4610400353
135	BUGIRI	504	BULESA HC III	HC III	GOV	504081	11,231,169	4610400362
136	BUGIRI	504	BULUGUYI HC III	HC III	GOV	506710	11,231,169	4610400358
137	BUGIRI	504	MAYUGE HC III	HC III	GOV	547836	11,231,169	4610400364
138	BUGIRI	504	KAYANGO HC III	HC III	GOV	548068	11,231,169	4610400356
139	BUGIRI	504	MAZIRIGA HC II	HC III	GOV	506746	5,422,198	4610500069
140	BUGIRI	504	NSANGO HC II	HC II	GOV	504083	2,202,235	4610500064
141	BUGIRI	504	KIGULU HC II	HC II	GOV	504084	2,202,235	4610500080
142	BUGIRI	504	NAMBO HC II	HC II	GOV	504085	2,202,235	4610500063
143	BUGIRI	504	NANDEREMA HC II	HC II	GOV	504086	2,202,235	4610500085
144	BUGIRI	504	KISEITAKA HC II	HC II	GOV	504087	2,202,235	4610500089
145	BUGIRI	504	NKAIZA HC II	HC II	GOV	504088	2,202,235	4610500088
146	BUGIRI	504	WANGOBO HC II	HC II	GOV	504089	2,202,235	4610500066
147	BUGIRI	504	WAKAWAKA HC II	HC II	GOV	504090	2,202,235	4620600013
148	BUGIRI	504	KITUMBA HC II	HC II	GOV	504091	2,202,235	4610500068
149	BUGIRI	504	BUDHAYA HC II	HC II	GOV	504092	2,202,235	4610500061
150	BUGIRI	504	BUSOWA HC II	HC II	GOV	504093	2,202,235	4610500106
151	BUGIRI	504	NANTAWAWULA HC II	HC II	GOV	504094	2,202,235	4610500072
152	BUGIRI	504	BUWUNI HC II	HC II	GOV	504095	2,202,235	4610500074
153	BUGIRI	504	BULUWE HC II	HC II	GOV	504096	2,202,235	4610500071
154	BUGIRI	504	KAPYANGA HC II	HC II	GOV	504097	2,202,235	4610500086
155	BUGIRI	504	BUGOYOZI HC II	HC II	GOV	506741	2,202,235	4610500087
156	BUGIRI	504	MATIKI HC II	HC II	GOV	506742	2,202,235	4610500065
157	BUGIRI	504	KAYOGERA HC II	HC II	GOV	506743	2,202,235	4610400363
158	BUGIRI	504	BUSOGA HC II	HC II	GOV	506744	2,202,235	4610500084

Sector Grant and Budget Guidelines FY 2017/18

S/N	VOTE NAME	VOTE NO	ACCOUNT NAME	LEVEL	OWNER SHIP	IFMS SUPPLIER ID	ANNUAL BUDGET FY2017/18	BANK ACCOUNT NUMBERS
159	BUGIRI	504	KITODHA HC II	HC II	GOV	506745	2,202,235	4610500075
160	BUGIRI	504	NAKIGUNJU HC II	HC II	GOV	548072	2,202,235	4610500073
		504 Total					395,411,905	
161	BUNDIBUGYO	505	BUNDIBUGYO HOSPITAL	Hospital	GOV	504373	173,652,008	140581635901
162	BUNDIBUGYO	505	NYAHUKA HCIV	HC IV	GOV	504357	19,800,191	140045739301
163	BUNDIBUGYO	505	BUSARU INTEGRATED HEALTH UNIT	HC II	UCMB	506678	4,864,339	9030006234878
164	BUNDIBUGYO	505	EBENEZER SDA MEDICAL CENTRE	HC III	UPMB	544223	4,864,339	9030007942493
165	BUNDIBUGYO	505	MANTOROBA HCII	HC II	UPMB	548073	3,613,858	9030002403519
166	BUNDIBUGYO	505	KIKYO HCIV	HC IV	GOV	506675	21,672,610	140547063301
167	BUNDIBUGYO	505	BUBUKWANGA HCIII	HC III	GOV	504358	9,367,047	121080164201
168	BUNDIBUGYO	505	KISUBBA HCIII	HC III	GOV	504359	9,367,047	121080178601
169	BUNDIBUGYO	505	KAKUKA HCIII	HC III	GOV	504366	9,367,047	121080040601
170	BUNDIBUGYO	505	BUKANGAMA HCIII	HC III	GOV	504367	9,367,047	121080730901
171	BUNDIBUGYO	505	BUTAMA HCIII	HC III	GOV	504368	9,367,047	121080176201
172	BUNDIBUGYO	505	NTANDI HCIII	HC III	GOV	506676	9,367,047	121080181401
173	BUNDIBUGYO	505	BUSUNGA HCII	HC II	GOV	504360	2,661,265	121080180301
174	BUNDIBUGYO	505	BUNDINGOMA HCII	HC II	GOV	504361	2,661,265	121080207701
175	BUNDIBUGYO	505	BUSORU HCII	HC II	GOV	504363	2,661,265	121080278101
176	BUNDIBUGYO	505	BUNDIMULANGYA HCII	HC II	GOV	504364	2,661,265	121080180001
177	BUNDIBUGYO	505	KASULENGE HCII	HC II	GOV	504369	2,661,265	121080164901
178	BUNDIBUGYO	505	BURONDO HCII	HC II	GOV	504370	2,661,265	121080163401
179	BUNDIBUGYO	505	KYONDO HCII	HC II	GOV	504371	2,661,265	121080679601
180	BUNDIBUGYO	505	BUPOMBOLI HCII	HC II	GOV	504372	2,661,265	140526586901
181	BUNDIBUGYO	505	MIRAMBI HCII	HC II	GOV	506673	2,661,265	121080179801
182	BUNDIBUGYO	505	BUHANDA HCII	HC II	GOV	506674	2,661,265	121080165601
183	BUNDIBUGYO	505	NGAMBA HCII	HC II	GOV	506677	2,661,265	121080503001
184	BUNDIBUGYO	505	KAYENJE HCII	HC II	GOV	504362	2,090,994	121080177001
185	BUNDIBUGYO	505	BULYAMBWA HCII	HC II	GOV	504365	2,090,994	140592268001
		505 Total					318,125,532	
186	BUSHENYI	506	Ishaka Hospital	Hospital	UPMB	9499	158,690,643	140058032401
187	BUSHENYI	506	Comboni DELEGatedHospital	Hospital	UCMB	504124	96,420,317	140058035201
188	BUSHENYI	506	Ishaka Advent School of Nursin	HC III	UPMB	506753	7,224,485	140056994201
189	BUSHENYI	506	Bitooma Health Centre III	HC III	UCMB	504125	3,894,928	9030008594464
190	BUSHENYI	506	Burungira Health Centre III	HC II	UCMB	9509	1,947,439	140058674001
191	BUSHENYI	506	Katungu Health Centre	HC II	UPMB	9510	1,947,439	140058041201
192	BUSHENYI	506	Bushenyi UMSC Kakanju	HC II	UMMB	9512	1,947,439	140058052901
193	BUSHENYI	506	Health Centre IV	HC IV	GOV	504109	45,252,083	1241022569455
194	BUSHENYI	506	Ibaare SC Health Services	HC III	GOV	506750	23,221,671	1243552611846
195	BUSHENYI	506	Bumaire Sub county Health Ser	HC III	GOV	504104	21,721,835	9030006242455
196	BUSHENYI	506	Kakanju SC Health Services	HC III	GOV	504105	21,721,835	140087063301
197	BUSHENYI	506	Ruhumuro SC Health Services	HC III	GOV	504106	21,721,835	1243552674562
198	BUSHENYI	506	Kyamuhunga Sub county Health S	HC III	GOV	504107	21,721,835	6510500144
199	BUSHENYI	506	Nyabubare SC Health Services	HC III	GOV	504108	21,721,835	6510500145
200	BUSHENYI	506	Kyeizooba SC Health Services	HC III	GOV	506749	21,721,835	140087062601
201	BUSHENYI	506	Kajunju HC II	HC II	GOV	504110	6,285,332	1243552691532
202	BUSHENYI	506	Rushinya Health CentreTwo	HC II	GOV	504111	6,285,332	1243552688778
203	BUSHENYI	506	Nombe Health Centre Two	HC II	GOV	504112	6,285,332	1243552688875
204	BUSHENYI	506	Kainamo Health Centre II	HC II	GOV	504113	6,285,332	1243552688787
205	BUSHENYI	506	Numba Health Centre Two	HC II	GOV	504114	6,285,332	1243552682455
206	BUSHENYI	506	Kibazi HC II	HC II	GOV	504115	6,285,332	1243552681793
207	BUSHENYI	506	Swazi HC II	HC II	GOV	504116	6,285,332	1243552681775
208	BUSHENYI	506	Buyanja HC II	HC II	GOV	504117	6,285,332	1243552680387
209	BUSHENYI	506	Nyamiyaga Health Centre II	HC II	GOV	504118	6,285,332	1243552680369
210	BUSHENYI	506	Rutooma HC II	HC II	GOV	504119	6,285,332	1243552679974
211	BUSHENYI	506	Bwera Health Centre Two	HC II	GOV	504120	6,285,332	1243552680031
212	BUSHENYI	506	Nyarugote Health Centre Two	HC II	GOV	504121	6,285,332	1243552679114

Sector Grant and Budget Guidelines FY 2017/18

S/N	VOTE NAME	VOTE NO	ACCOUNT NAME	LEVEL	OWNER SHIP	IFMS SUPPLIER ID	ANNUAL BUDGET FY2017/18	BANK ACCOUNT NUMBERS
213	BUSHENYI	506	Kashozi Health Centre Two	HC II	GOV	504122	6,285,332	1243552679105
214	BUSHENYI	506	Kashogashoga HC II	HC II	GOV	506751	6,285,332	1243552680013
		506 Total					558,872,096	
215	BUSIA	507	MASAFU GENERAL HOSPITAL	Hospital	GOV	504646	139,384,947	140085972901
216	BUSIA	507	DABANI HOSPITAL	Hospital	UCMB	504644	30,486,699	140040729601
217	BUSIA	507	MUSICHIMI COMMUNITY HC II	HC II	UCMB	506595	2,506,840	9503010006284
218	BUSIA	507	OUR LADY OF LOURDES LUMINO HC	HC II	UCMB	504647	2,098,972	140540837001
219	BUSIA	507	BUSITEMA HEALTH CENTRE III	HC III	GOV	504624	18,775,027	140040665301
220	BUSIA	507	BULUMBI HEALTH CENTRE III	HC III	GOV	504625	18,775,027	121040574201
221	BUSIA	507	BUTEBA HEALTH CENTRE III	HC III	GOV	504630	18,775,027	121040643801
222	BUSIA	507	BUHEHE HEALTH CENTRE III	HC III	GOV	504626	14,134,552	121040902301
223	BUSIA	507	LUNYO HEALTH CENTRE III	HC III	GOV	504627	14,134,552	121040750701
224	BUSIA	507	LUMINO HEALTH CENTRE III	HC III	GOV	504628	14,134,552	121040722801
225	BUSIA	507	MBEHENYI HEALTH CENTRE III	HC III	GOV	504629	14,134,552	121040893201
226	BUSIA	507	BUMUNJI HEALTH CENTRE II	HC II	GOV	504638	2,701,437	121040750601
227	BUSIA	507	BUSIIME HEALTH CENTRE II	HC II	GOV	504639	2,701,437	121041017101
228	BUSIA	507	MUNDINDI HEALTH CENTRE II	HC II	GOV	504640	2,701,437	140578917501
229	BUSIA	507	MAJANJI HEALTH CENTRE II	HC II	GOV	504641	2,701,437	121041008601
230	BUSIA	507	SIBONA HEALTH CENTRE II	HC II	GOV	506592	2,701,437	121040889701
231	BUSIA	507	HASYULE HEALTH CENTRE II	HC II	GOV	506593	2,701,437	121040893401
232	BUSIA	507	AMONIKAKINEI HEALTH CENTRE II	HC II	GOV	504631	2,341,244	121041532501
233	BUSIA	507	HABULEKE HEALTH CENTRE II	HC II	GOV	504632	2,341,244	121041006801
234	BUSIA	507	NAMASYOLO HEALTH CENTRE II	HC II	GOV	504633	2,341,244	121041544701
235	BUSIA	507	BUWEMBE HEALTH CENTRE II	HC II	GOV	504634	2,341,244	121040694101
236	BUSIA	507	SIKUDA HEALTH CENTRE II	HC II	GOV	504635	2,341,244	121041417401
237	BUSIA	507	TIIRA HEALTH CENTRE II	HC II	GOV	504636	2,341,244	140563651401
238	BUSIA	507	BUWUMBA HEALTH CENTRE II	HC II	GOV	504637	2,341,244	121041426801
239	BUSIA	507	NAMUNGODI HEALTH CENTRE II	HC II	GOV	504642	2,341,244	140585982701
240	BUSIA	507	MAWERO HEALTH CENTRE II	HC II	GOV	506594	2,341,244	140552477101
		507 Total					324,620,568	
241	GULU	508	Lacor Hospital Delegated Fund	Hospital	UCMB	116081	273,581,766	9030006241300
242	GULU	508	ST MAURTZ HEALTH CENTER II	HC II	UCMB	506343	11,500,574	7520410343
243	GULU	508	ST PHILPS HEALTH CENTER II	HC II	UPMB	548094	11,500,574	7520410247
244	GULU	508	AWACH REFERRAL FACILITY	HC IV	GOV	504150	48,458,773	1400042363
245	GULU	508	ANGAYA HEALTH CENTRE III	HC III	GOV	124392	13,190,231	1400050033
246	GULU	508	PABWOHEALTH CENTRE III	HC III	GOV	504152	13,190,231	1400050015
247	GULU	508	PATIKO HCIII	HC III	GOV	504154	13,190,231	1400042546
248	GULU	508	LABWOROMOR HCIII	HC III	GOV	504155	13,190,231	1400042288
249	GULU	508	CWERO HCIII	HC III	GOV	506761	13,190,231	1400042523
250	GULU	508	RWOTOBILO HCII	HC II	GOV	504172	5,644,635	1400045727
251	GULU	508	PUNENA HEALTH CENTRE II	HC II	GOV	117092	5,644,635	1400045701
252	GULU	508	PAWEL ANGANY HEALTH CENTRE II	HC II	GOV	124396	5,644,635	1400050006
253	GULU	508	OITINO HEALTH CENTRE II	HC II	GOV	124397	5,644,635	1400050022
254	GULU	508	LELAOBARO HCII	HC II	GOV	504164	5,644,635	1400042296
255	GULU	508	PUKONY HCII	HC II	GOV	504167	5,644,635	1400045696
256	GULU	508	OMELAPEM HCII	HC II	GOV	504168	5,644,635	1400042413
257	GULU	508	PAIBONA HCII	HC II	GOV	504169	5,644,635	1400045756
258	GULU	508	GWENGDIYA HCII	HC II	GOV	504170	5,644,635	1400042443
259	GULU	508	COOPE HCII	HC II	GOV	504171	5,644,635	1400045713
260	GULU	508	KAL ALII HCII	HC II	GOV	504173	5,644,635	1400042456
261	GULU	508	LAPETA HCII	HC II	GOV	504174	5,644,635	1400045738
262	GULU	508	UNYAMA HCII	HC II	GOV	504175	5,644,635	1400042468
263	GULU	508	OROKO HCII	HC II	GOV	504176	5,644,635	1400042427
264	GULU	508	PUGWINYI HCII	HC II	GOV	504177	5,644,635	1400045743
265	GULU	508	TEGOT ATTOO HCII	HC II	GOV	506340	5,644,635	1400042504

Sector Grant and Budget Guidelines FY 2017/18

S/N	VOTE NAME	VOTE NO	ACCOUNT NAME	LEVEL	OWNER SHIP	IFMS SUPPLIER ID	ANNUAL BUDGET FY2017/18	BANK ACCOUNT NUMBERS
266	GULU	508	LUGORE HCII	HC II	GOV	506341	5,644,635	1400042438
		508 Total					506,951,635	
267	HOIMA	509	KABAALE HEALTH CENTRE II	HC II	GOV	506631	7,005,983	10033500228398
268	HOIMA	509	Azur Christian Health Centre p	HC III	UPMB	504752	2,957,764	9030007875125
269	HOIMA	509	Bujumbura Health Centre	HC III	UCMB	506630	2,957,764	9030003013749
270	HOIMA	509	Bombo Health Centre	HC II	UMMB	504753	2,118,678	9030003062375
271	HOIMA	509	Munteme Health Unit	HC II	UCMB	504754	2,118,678	8020425385
272	HOIMA	509	St Jude Tadeo Kitana Health ce	HC II	UCMB	548096	2,118,678	9030003063495
273	HOIMA	509	KIGOROBYA HC IV	HC IV	GOV	504739	19,450,045	9030007880404
274	HOIMA	509	KIKUBE HC IV	HC IV	GOV	506624	19,450,045	9030006239896
275	HOIMA	509	BUGAMBE HC III	HC III	GOV	504746	8,625,831	9030007880137
276	HOIMA	509	BUTEMA HC III	HC III	GOV	504726	8,625,831	9030007880153
277	HOIMA	509	BUSERUKA HC III	HC III	GOV	504727	8,625,831	9030007880226
278	HOIMA	509	MPARANGASI HC III	HC III	GOV	504728	8,625,831	9030007880285
279	HOIMA	509	KABAALE HC III	HC II	GOV	504729	5,141,961	9030008875862
280	HOIMA	509	BURARU HC III	HC III	GOV	504730	8,625,831	9030007880072
281	HOIMA	509	DWOOLI HC III	HC III	GOV	504737	8,625,831	9030007880382
282	HOIMA	509	KABWOYA HC III	HC III	GOV	504740	8,625,831	9030007879996
283	HOIMA	509	BUHIMBA HC III	HC III	GOV	504741	8,625,831	9030007880250
284	HOIMA	509	MUKABARA HC III	HC III	GOV	504745	8,625,831	9030007880560
285	HOIMA	509	NSOZI HC III	HC III	GOV	504750	8,625,831	9030008393671
286	HOIMA	509	BUJUGU HC III	HC III	GOV	506626	8,625,831	9030007880099
287	HOIMA	509	KYANGWALI HC III	HC III	GOV	506627	8,625,831	9030007880412
288	HOIMA	509	KIBIRO HC II	HC II	GOV	504731	2,570,982	9030007880161
289	HOIMA	509	MBARARA HC II	HC II	GOV	504732	2,570,982	9030007880129
290	HOIMA	509	KYABASENGYA HC II	HC II	GOV	504733	2,570,982	9030007880064
291	HOIMA	509	KAPAPI HC II	HC III	GOV	504734	6,054,853	9030007880080
292	HOIMA	509	KASOMORO HC II	HC II	GOV	504735	2,570,982	9030007880145
293	HOIMA	509	KIBAIRE HC II	HC II	GOV	504736	2,570,982	9030007880218
294	HOIMA	509	KISEKA HC II	HC II	GOV	504738	2,570,982	9030007880102
295	HOIMA	509	KASEETA HC II	HC III	GOV	504742	6,054,853	9030007880013
296	HOIMA	509	MUHWIJU HC II	HC III	GOV	504743	6,054,853	9030007879988
297	HOIMA	509	KITOOLE HC II	HC II	GOV	504744	2,570,982	9030007880196
298	HOIMA	509	BUHUUKA HC II	HC III	GOV	504747	6,054,853	9030006660893
299	HOIMA	509	LUCY BISEREKO HC II	HC III	GOV	504748	6,054,853	9030007880366
300	HOIMA	509	KASONGA HC II	HC II	GOV	504749	2,570,982	9030007880048
301	HOIMA	509	KYEHORO HC II	HC III	GOV	504751	6,054,853	9030006169081
302	HOIMA	509	KISABAGWA HC II	HC II	GOV	506622	2,570,982	9030007880277
303	HOIMA	509	TONYA HC II	HC III	GOV	506623	6,054,853	9030007880110
304	HOIMA	509	SEBIGORO HC II	HC III	GOV	506625	6,054,853	9030007880005
305	HOIMA	509	KISIIHA HC II	HC III	GOV	506628	6,054,853	9030007880374
306	HOIMA	509	BUJALYA HC II	HC III	GOV	506629	6,054,853	9030007880528
307	HOIMA	509	WAMBABYA HC II	HC III	GOV	548095	6,054,853	9030007635329
		509 Total					256,571,797	
308	IGANGA	510	IGANGA HOSPITAL	Hospital	GOV	505428	333,315,737	145061775200
309	IGANGA	510	IGANGA UMSC CLINIC HC 111	HC III	UMMB	505429	5,821,185	142061774700
310	IGANGA	510	BULYANSIME HCII	HC II	UPMB	505431	5,821,185	142061773400
311	IGANGA	510	NABITENDE HC II	HC II	UPMB	505432	5,821,185	142061774200
312	IGANGA	510	BUKOTEKA HC II	HC II	UPMB	505430	2,929,777	142061773500
313	IGANGA	510	NASUTI HCII	HC II	UPMB	505433	2,929,777	142061774300
314	IGANGA	510	KASOLO HCII	HC II	UPMB	505434	2,929,777	142061773700
315	IGANGA	510	BUNYIIRO HCII	HC II	UPMB	505435	2,929,777	142061773800
316	IGANGA	510	KAKOMBO HCII	HC II	UPMB	505437	2,929,777	142061774100
317	IGANGA	510	IBULANKU HC111	HC III	UPMB	506953	2,929,777	142061774500
318	IGANGA	510	NAMALEMBA HCII	HC II	UPMB	506954	2,929,777	142061773600
319	IGANGA	510	KIRINGA HCII	HC II	UPMB	506955	2,929,777	142061774400
320	IGANGA	510	ST PETER CLAVER HCII	HC II	UPMB	506956	2,929,777	142061773900

Sector Grant and Budget Guidelines FY 2017/18

S/N	VOTE NAME	VOTE NO	ACCOUNT NAME	LEVEL	OWNER SHIP	IFMS SUPPLIER ID	ANNUAL BUDGET FY2017/18	BANK ACCOUNT NUMBERS
321	IGANGA	510	KIWANYI HC II	HC II	UMMB	506957	2,929,777	142062068500
322	IGANGA	510	BUGONO HC IV	HC IV	GOV	505864	24,647,750	142061775100
323	IGANGA	510	BUSESA HC IV	HC IV	GOV	506886	24,647,750	145061775000
324	IGANGA	510	LUBIRA HC III	HC III	GOV	505865	8,929,029	142061772300
325	IGANGA	510	BUSEMBATIA HC III	HC III	GOV	505866	8,929,029	142061772500
326	IGANGA	510	IGOMBE HC III	HC III	GOV	505867	8,929,029	142062541600
327	IGANGA	510	NAMUNGALWE HC III	HC III	GOV	505868	8,929,029	142061773200
328	IGANGA	510	NAWANDALA HC III	HC III	GOV	505869	8,929,029	142061773300
329	IGANGA	510	BULAMAGI HC III	HC III	GOV	505870	8,929,029	142061772700
330	IGANGA	510	NAKALAMA HC III	HC III	GOV	505871	8,929,029	142061772900
331	IGANGA	510	MAKUUTU HC III	HC III	GOV	506887	8,929,029	142061772400
332	IGANGA	510	NAMBALE HC III	HC III	GOV	506888	8,929,029	142061773100
333	IGANGA	510	BUNYIRO HC III	HC III	GOV	506889	8,929,029	142061772600
334	IGANGA	510	BUSOWOBI HC III	HC III	GOV	506890	8,929,029	142061773000
335	IGANGA	510	KASAMBIKA HC II	HC II	GOV	505877	1,988,199	142061771700
336	IGANGA	510	NAMUSAALA HC II	HC II	GOV	504819	1,988,199	142061772100
337	IGANGA	510	NAMUNKESU HC II	HC II	GOV	505418	1,988,199	142061772000
338	IGANGA	510	BUZAAYA HC II	HC II	GOV	505419	1,988,199	142061772200
339	IGANGA	510	NAWANSINGE HC II	HC II	GOV	505420	1,988,199	142061770900
340	IGANGA	510	MAGOGO HC II	HC II	GOV	505421	1,988,199	142061771000
341	IGANGA	510	NAKALAMA EPI CENTRE	HC II	GOV	505422	1,988,199	142061771300
342	IGANGA	510	NAWANZU HC II	HC II	GOV	505423	1,988,199	142061771400
343	IGANGA	510	BUKWAYA HC II	HC II	GOV	505424	1,988,199	142061771500
344	IGANGA	510	NAIBIRI HC II	HC II	GOV	505425	1,988,199	142063836400
345	IGANGA	510	BULUBANDI HC II	HC II	GOV	505426	1,988,199	142063807300
346	IGANGA	510	NAMUSISI HCII	HC II	GOV	505427	1,988,199	142063836300
347	IGANGA	510	NKOMBE HC II	HC II	GOV	505636	1,988,199	142061775300
348	IGANGA	510	BUBENGE HC II	HC II	GOV	505872	1,988,199	142061770400
349	IGANGA	510	NAMIGANDA HC II	HC II	GOV	505873	1,988,199	142061770500
350	IGANGA	510	INDINDA HC II	HC II	GOV	505874	1,988,199	142061770700
351	IGANGA	510	NAMUNYUMYA HC II	HC II	GOV	505875	1,988,199	142061770800
352	IGANGA	510	BUYANGA HC II	HC II	GOV	505876	1,988,199	142061775400
353	IGANGA	510	ITANDA HC II	HC II	GOV	505878	1,988,199	142061771800
354	IGANGA	510	NSALE HC II	HC II	GOV	506891	1,988,199	142061770600
355	IGANGA	510	BWIGULA HC II	HC II	GOV	506892	1,988,199	142061774600
356	IGANGA	510	ITUBA HC II	HC II	GOV	506893	1,988,199	142061771600
357	IGANGA	510	KAWETE HC II	HC II	GOV	506894	1,988,199	142061771900
		510 Total					573,320,461	
358	JINJA	511	Buwenge Hospital and Medical c	Hospital	UMMB	504793	39,783,614	9503020000493
359	JINJA	511	ALL SAINTS HEALTH SERVICES	HC III	UPMB	505486	2,746,735	3040870009
360	JINJA	511	JINJA ISLAMIC HEALTH CENTRE II	HC III	UMMB	504786	2,746,735	20000341
361	JINJA	511	CRESCENT MEDICAL CENTRE JINJA	HC III	UMMB	504787	2,746,735	20000422
362	JINJA	511	BWIDHABWANGU HC II JINJA	HC II	UPMB	504788	1,785,889	121034418701
363	JINJA	511	MASESE DANIDA HC II JINJA	HC II	UPMB	504789	1,785,889	121034413401
364	JINJA	511	LWOLOLO HEALTH CENTRE II JINJA	HC II	UPMB	504790	1,785,889	121034414101
365	JINJA	511	ST Benedict Dispensary	HC II	UCMB	504791	1,785,889	102000249900
366	JINJA	511	MUGULUKA HC II JINJA	HC II	UPMB	504792	1,785,889	121034411901
367	JINJA	511	NAWAMPANDAHC II JINJA	HC II	UPMB	507123	1,785,889	121034572801
368	JINJA	511	BUGEMBE HC IV	HC IV	GOV	504755	33,076,042	15447934010102
369	JINJA	511	BUWENGE HC IV	HC IV	GOV	504768	33,076,042	15447334010102
370	JINJA	511	BUDONDO HC IV	HC IV	GOV	504777	33,076,042	15427034010102
371	JINJA	511	BUSEDE HC III	HC III	GOV	504756	10,667,908	15426534010102
372	JINJA	511	KAKIRA HC III	HC III	GOV	504757	10,667,908	15427234010102
373	JINJA	511	WAKITAKA HC III	HC III	GOV	504758	10,667,908	15425934010102
374	JINJA	511	KAKAIRE HC III	HC III	GOV	504769	10,667,908	15428534010102
375	JINJA	511	LUKOLO HC III	HC III	GOV	504778	10,667,908	15428634010102

Sector Grant and Budget Guidelines FY 2017/18

S/N	VOTE NAME	VOTE NO	ACCOUNT NAME	LEVEL	OWNER SHIP	IFMS SUPPLIER ID	ANNUAL BUDGET FY2017/18	BANK ACCOUNT NUMBERS
376	JINJA	511	BUDIMA HC III	HC III	GOV	504779	10,667,908	15447634010102
377	JINJA	511	MUWUMBA HC III	HC III	GOV	504780	10,667,908	15447134010102
378	JINJA	511	MPAMBWA HC III	HC III	GOV	506632	10,667,908	15426934010102
379	JINJA	511	MAGAMAGA HC III	HC III	GOV	506633	10,667,908	15436634010102
380	JINJA	511	BUTAGAYA HC III	HC III	GOV	507119	10,667,908	15426834010102
381	JINJA	511	KISASI HC II	HC II	GOV	504759	1,860,301	15437534010102
382	JINJA	511	NALINAIBI HC II	HC II	GOV	504760	1,860,301	15429034010102
383	JINJA	511	KABEMBE HC II	HC II	GOV	504761	1,860,301	15447734010102
384	JINJA	511	BUWENDA HC II	HC II	GOV	504762	1,860,301	15427934010102
385	JINJA	511	MAFUBIIRA HC II	HC II	GOV	504763	1,860,301	15447834010102
386	JINJA	511	LWANDA HC II	HC II	GOV	504764	1,860,301	15428134010102
387	JINJA	511	WAIRAKA HC II	HC II	GOV	504765	1,860,301	15427734010102
388	JINJA	511	MUSIMA HC II	HC II	GOV	504766	1,860,301	15428234010102
389	JINJA	511	NABITAMBALA HC II	HC II	GOV	504767	1,860,301	15428334010102
390	JINJA	511	BUWOLERO HC II	HC II	GOV	504770	1,860,301	15437634010102
391	JINJA	511	MUTAI HC II	HC II	GOV	504771	1,860,301	15436434010102
392	JINJA	511	MAWOITO HC II	HC II	GOV	504772	1,860,301	15436534010102
393	JINJA	511	BWASE HC II	HC II	GOV	504773	1,860,301	15447534010102
394	JINJA	511	BUNAWONA HC II	HC II	GOV	504774	1,860,301	15447434010102
395	JINJA	511	BUSEGULA HC II	HC II	GOV	504775	1,860,301	15428034010102
396	JINJA	511	NSOZIBIRI HC II	HC II	GOV	504776	1,860,301	15427134010102
397	JINJA	511	IVUNAMBA HC II	HC II	GOV	504781	1,860,301	15436734010102
398	JINJA	511	KABIBIHC II	HC II	GOV	504782	1,860,301	15428434010102
399	JINJA	511	NAMWENDWA HC II	HC II	GOV	504783	1,860,301	15447234010102
400	JINJA	511	LUMULI HC II	HC II	GOV	504784	1,860,301	15427534010102
401	JINJA	511	WANSIMBA HC II	HC II	GOV	504785	1,860,301	15427334010102
402	JINJA	511	KABAGANDA HC II	HC II	GOV	506634	1,860,301	15436834010102
403	JINJA	511	KITANABA HC II	HC II	GOV	506635	1,860,301	15437734010102
404	JINJA	511	MPUGWE HC II	HC II	GOV	507117	1,860,301	15437934010102
405	JINJA	511	KAMIIGO HC II	HC II	GOV	507118	1,860,301	15426734010102
406	JINJA	511	KYOMYA HC II	HC II	GOV	507120	1,860,301	15428734010102
407	JINJA	511	NAWANGOMA HC II	HC II	GOV	507121	1,860,301	15427614010102
408	JINJA	511	BUBUGO HC II	HC II	GOV	507122	1,860,301	15426634010102
		511 Total					316,734,786	
409	KABALE	512	Rugarama Hospital	Hospital	UPMB	505082	91,726,901	142018514600
410	KABALE	512	Rushoroza HC IV	Hospital	UCMB	505083	81,260,300	7010400050
411	KABALE	512	Muguri HC II	HC II	UPMB	505078	4,537,001	142018504300
412	KABALE	512	Mukokye HC II	HC II	UPMB	505080	4,537,001	142018504500
413	KABALE	512	Kinyamari HC II	HC II	UPMB	505074	3,299,678	142018470000
414	KABALE	512	Muhanga HC II	HC II	UPMB	505076	3,299,678	142018504100
415	KABALE	512	Nyakarambi HC II	HC II	UPMB	505077	3,299,678	142018504200
416	KABALE	512	Maziba HC II	HC II	UCMB	505085	3,299,678	7020316796
417	KABALE	512	Rwanyena HC II	HC II	UCMB	505086	3,299,678	7020418875
418	KABALE	512	Kamwezi Kashekye Health Unit	HC II	UCMB	507109	3,299,678	7020418877
419	KABALE	512	Rubaya HC II	HC II	UPMB	548315	3,299,678	142018503800
420	KABALE	512	BUHARA H/C III	HC III	UCMB	115846	1,620,760	0142018441700
421	KABALE	512	Buhara HC III	HC III	UCMB	505084	1,620,760	7020012457
422	KABALE	512	Maziba HC IV	HC IV	GOV	124194	14,554,002	142091596700
423	KABALE	512	Rubaya HC IV	HC IV	GOV	505026	14,554,002	142091607600
424	KABALE	512	Kaharo HC III	HC III	GOV	505011	6,107,374	142018441600
425	KABALE	512	Kyanamira HC III	HC III	GOV	505012	6,107,374	142018441800
426	KABALE	512	Kamuganguzi HC III	HC III	GOV	505027	6,107,374	142018443400
427	KABALE	512	Kakomo HC III	HC III	GOV	505028	6,107,374	142018443300
428	KABALE	512	Bufundi HC III	HC III	GOV	505055	6,107,374	142018448100
429	KABALE	512	Ruhija HC III	HC III	GOV	505056	6,107,374	142018448000
430	KABALE	512	Butanda HC III	HC III	GOV	507088	6,107,374	142018443500
431	KABALE	512	Bwama HC III	HC III	GOV	507093	6,107,374	142018449800
432	KABALE	512	Kavu HC II	HC II	GOV	505013	1,569,088	142018442400

Sector Grant and Budget Guidelines FY 2017/18

S/N	VOTE NAME	VOTE NO	ACCOUNT NAME	LEVEL	OWNER SHIP	IFMS SUPPLIER ID	ANNUAL BUDGET FY2017/18	BANK ACCOUNT NUMBERS
433	KABALE	512	RusikiziHC II	HC II	GOV	505015	1,569,088	142018441900
434	KABALE	512	Kahondo HC II	HC II	GOV	505016	1,569,088	142018442000
435	KABALE	512	RweneHC II	HC II	GOV	505017	1,569,088	142018443100
436	KABALE	512	Kyobugombe HC II	HC II	GOV	505019	1,569,088	142018442800
437	KABALE	512	Nyabushabi HC II	HC II	GOV	505020	1,569,088	142018442100
438	KABALE	512	Karweru HC II	HC II	GOV	505021	1,569,088	142018442500
439	KABALE	512	Nyakasharara HC II	HC II	GOV	505022	1,569,088	142018442600
440	KABALE	512	Kigata HC II	HC II	GOV	505023	1,569,088	142018442200
441	KABALE	512	Kanjobe HC II	HC II	GOV	505024	1,569,088	142018442300
442	KABALE	512	Kigarama HC II	HC II	GOV	505025	1,569,088	142091610100
443	KABALE	512	HabubaleHC II	HC II	GOV	505029	1,569,088	142018443800
444	KABALE	512	Karujanga HC II	HC II	GOV	505030	1,569,088	142018444700
445	KABALE	512	Kasheregyenyi HC II	HC II	GOV	505031	1,569,088	142018444100
446	KABALE	512	Katenga HC II	HC II	GOV	505032	1,569,088	142018444300
447	KABALE	512	Kicumbi HC II	HC II	GOV	505033	1,569,088	142018444200
448	KABALE	512	Kabindi HC II	HC II	GOV	505034	1,569,088	142018444400
449	KABALE	512	KDA Staff Clinic HC II	HC II	GOV	505035	1,569,088	142018444600
450	KABALE	512	Kijurera HC II	HC II	GOV	505036	1,569,088	142018444500
451	KABALE	512	Buramba HC II	HC II	GOV	505037	1,569,088	142091610300
452	KABALE	512	Kisaasa HC II	HC II	GOV	505038	1,569,088	142091610800
453	KABALE	512	Kibuzigye HC II	HC II	GOV	505046	1,569,088	142018447500
454	KABALE	512	MugyeraHC II	HC II	GOV	505058	1,569,088	142018448300
455	KABALE	512	Nyaruhanga HC II	HC II	GOV	505079	1,569,088	142018504400
456	KABALE	512	Burambira HC II	HC II	GOV	507086	1,569,088	142018442700
457	KABALE	512	Muyumbu HC II	HC II	GOV	507087	1,569,088	142091610200
458	KABALE	512	Kahungye HC II	HC II	GOV	507089	1,569,088	142018443700
459	KABALE	512	Kyasano HC II	HC II	GOV	507090	1,569,088	142018444000
460	KABALE	512	Kitooma HC II	HC II	GOV	507091	1,569,088	142018443600
461	KABALE	512	Nyamiryango HC II	HC II	GOV	507092	1,569,088	142018443900
462	KABALE	512	Kashasha HC II	HC II	GOV	507098	1,569,088	142018448400
463	KABALE	512	Kafunjo HCII	HC II	GOV	507212	1,569,088	903000086508
464	KABALE	512	NyanjaHC II	HC II	GOV	505014	1,569,088	142018442900
		512 Total					338,147,370	
465	KABAROLE	513	virika hospital delegated Fund	Hospital	UCMB	505102	111,816,662	9030005625725
466	KABAROLE	513	Kabarole Hospital delegated f	Hospital	UPMB	505103	45,389,835	9030005675854
467	KABAROLE	513	Iruhura Health Center	HC III	UPMB	507111	5,822,302	1300050183
468	KABAROLE	513	Nkuruba Health Cente	HC III	UCMB	507113	5,822,302	950006794
469	KABAROLE	513	Virika Nursing School	HC II	UCMB	505093	3,881,534	140077175801
470	KABAROLE	513	Community Health Centre	HC II	UOMB	505098	3,881,534	5510600376
471	KABAROLE	513	Kihembo SDA Health centre	HC II	UPMB	507110	3,881,534	140033384601
472	KABAROLE	513	BUKUKU HC IV	HC IV	GOV	505115	60,575,015	1300029923
473	KABAROLE	513	KARAMBI HC III	HC III	GOV	504712	7,448,429	1300030012
474	KABAROLE	513	KASWA HC III	HC III	GOV	505118	7,448,429	1300029946
475	KABAROLE	513	KIDUBULI HC III	HC III	GOV	505119	7,448,429	1300029959
476	KABAROLE	513	KABENDE HC III	HC III	GOV	505120	7,448,429	1300029961
477	KABAROLE	513	KIJURA HC III	HC III	GOV	505122	7,448,429	1300029987
478	KABAROLE	513	KICWAMBA HC III	HC III	GOV	505124	7,448,429	1300030029
479	KABAROLE	513	NYANTABOMA HC III	HC III	GOV	505125	7,448,429	1300030031
480	KABAROLE	513	NYABUSWA	HC III	GOV	505126	7,448,429	1300036297
481	KABAROLE	513	KASENDA HC III	HC III	GOV	505127	7,448,429	1300030045
482	KABAROLE	513	MUGUSU	HC III	GOV	506793	7,448,429	1300036206
483	KABAROLE	513	RUTEETE HC III	HC III	GOV	506794	7,448,429	1300030058
484	KABAROLE	513	KIGUMA HC II	HC II	GOV	505116	2,231,827	1300037718
485	KABAROLE	513	IBAAL HC II	HC II	GOV	505117	2,231,827	1300029931
486	KABAROLE	513	KAHANGI HC II	HC II	GOV	505121	2,231,827	1300029977
487	KABAROLE	513	KITULI HC II	HC II	GOV	505123	2,231,827	1300030003
488	KABAROLE	513	RURAMA HC II	HC II	GOV	505128	2,231,827	1300030061
489	KABAROLE	513	NSORRO HC II	HC II	GOV	506791	2,231,827	1300029995

Sector Grant and Budget Guidelines FY 2017/18

S/N	VOTE NAME	VOTE NO	ACCOUNT NAME	LEVEL	OWNER SHIP	IFMS SUPPLIER ID	ANNUAL BUDGET FY2017/18	BANK ACCOUNT NUMBERS
490	KABAROLE	513	RUBINGO HC II	HC II	GOV	506792	2,231,827	1300037376
		513 Total					338,626,233	
491	KABERAMAIDO	514	Lwala Hospital delegated Fund	Hospital	UCMB	507185	74,529,793	9030005798697
492	KABERAMAIDO	514	KALAKI HEALTH CENTRE III	HC III	GOV	507182	21,368,591	1473552480705
493	KABERAMAIDO	514	OCHERO HEALTH CENTRE III	HC III	GOV	548069	21,368,591	1473552511139
494	KABERAMAIDO	514	KABERAMAIDO CHURCH OF UGANDA HEALTH CENTRE II	HC II	UPMB	556981	3,180,158	1471111665567
495	KABERAMAIDO	514	KABERAMAIDO HEALTH CENTER IV	HC IV	GOV	506453	30,668,817	1473500239738
496	KABERAMAIDO	514	OTUBOI HEALTH CENTER III	HC III	GOV	506446	12,117,222	1473500239918
497	KABERAMAIDO	514	ANYARA HEALTH CENTER III	HC III	GOV	506447	12,117,222	1473500239880
498	KABERAMAIDO	514	KOBULUBULU HEALTH CENTER III	HC III	GOV	506448	12,117,222	1473500239811
499	KABERAMAIDO	514	ALWA HEALTH CENTER III	HC III	GOV	506449	12,117,222	1473500239925
500	KABERAMAIDO	514	BULULU HEALTH CENTER III	HC III	GOV	548065	12,117,222	1473552474591
501	KABERAMAIDO	514	KAKURE HEALTH CENTRE II	HC II	GOV	506450	6,360,316	01473500239956
502	KABERAMAIDO	514	APAPAI HEALTH CENTER II	HC II	GOV	506451	5,782,105	1473500240583
503	KABERAMAIDO	514	KABUREPOLI HEALTH CENTER II	HC II	GOV	506452	5,782,105	1473500240576
504	KABERAMAIDO	514	ABIRABIRA HEALTH CENTER II	HC II	GOV	507183	5,782,105	1473500239994
505	KABERAMAIDO	514	MUREM HEALTH CENTER II	HC II	GOV	507184	5,782,105	1473500239897
506	KABERAMAIDO	514	OCHELAKUR HEALTH CENTRE II	HC II	GOV	548067	5,782,105	1473552492463
		514 Total					246,972,903	
507	KALANGALA	515	BUMANGI HC PHC	HC II	UCMB	506311	4,573,484	9030006297551
508	KALANGALA	515	KALANGALA HC PHC	HC IV	GOV	507250	17,070,447	9030005729644
509	KALANGALA	515	BUKASA HC PHC (HC IV)	HC IV	GOV	506303	12,705,331	9030005729512
510	KALANGALA	515	MUGOYE HC PHC	HC III	GOV	507252	8,964,610	9030005729660
511	KALANGALA	515	MAZINGA HC PHC	HC III	GOV	506304	6,782,047	9030005729709
512	KALANGALA	515	BUFUMIRA HC PHC	HC III	GOV	506305	6,782,047	9030005729393
513	KALANGALA	515	LULAMBA HC PHC	HC III	GOV	506306	6,782,047	9030005805499
514	KALANGALA	515	BWENDERO HC PHC	HC III	GOV	506307	6,782,047	9030005729695
515	KALANGALA	515	Bubeke HC PHC	HC III	GOV	507251	6,782,047	9030005729598
516	KALANGALA	515	JAANA HC PHC	HC II	GOV	506308	3,694,784	9030005805480
517	KALANGALA	515	KACHANGA ISLANDS HC PHC	HC II	GOV	506309	3,694,784	9030009631940
518	KALANGALA	515	LUJABWA ISLANDS HC PHC	HC II	GOV	506310	3,694,784	9030009632041
519	KALANGALA	515	MULABANA HC PHC	HC II	GOV	507253	3,694,784	9030005729601
		515 Total					92,003,243	
520	KAMULI	517	KAMULI DISTRICT GOVERNMENT HOS	Hospital	GOV	505167	157,542,931	6410500125
521	KAMULI	517	KAMULI MISSION HOSPDEV	Hospital	UCMB	505168	206,196,611	9030005783665
522	KAMULI	517	NAWANYAGO DISPENSARY	HC III	UCMB	505158	6,061,568	9030005783940
523	KAMULI	517	BUDHATEMWA HEALTH UNIT	HC III	UPMB	505159	6,061,568	9030001437045
524	KAMULI	517	NABULEZI HEALTH CENTRE III	HC III	UPMB	505160	6,061,568	9030006468496
525	KAMULI	517	NAMINAGE HUNIT	HC II	UPMB	505162	6,061,568	9030001390731
526	KAMULI	517	KISOZI HEALTH CENTRE	HC II	UPMB	505163	6,061,568	9030006468488
527	KAMULI	517	BUGEYWA HEALTH UNIT	HC III	UPMB	506803	6,061,568	9030001437169
528	KAMULI	517	BUGULUMBYA HEALTH CENTRE II	HC III	UPMB	505164	4,084,969	9030000015678
529	KAMULI	517	BUPADHENGU FLEP HUNIT	HC II	UPMB	505165	4,084,969	9030001535020
530	KAMULI	517	NAMISAMBYA HEALTH UNIT	HC II	UPMB	505166	4,084,969	9030001437150
531	KAMULI	517	LUZINGA HEALTH UNIT	HC II	UPMB	506806	4,084,969	9030000047839
532	KAMULI	517	KITAYUNJWA HEALTH CENTRE III	HC III	GOV	505140	10,920,862	9030007942612
533	KAMULI	517	BULOPEA HEALTH CENTRE III	HC III	GOV	505141	10,920,862	9030007845285
534	KAMULI	517	BUTANSI HEALTH CENTRE III	HC III	GOV	505142	10,920,862	9030007399730
535	KAMULI	517	BUGABULA SOUTH HSD	HC IV	GOV	506799	31,476,232	9030005733951
536	KAMULI	517	BUZAAYA HSD	HC IV	GOV	506795	31,437,962	9030005783967
537	KAMULI	517	MBULAMUTI HEALTH CENTRE III	HC III	GOV	505130	10,959,426	9030007398629
538	KAMULI	517	BUPADHENGU HEALTH CENTRE III	HC III	GOV	505131	10,959,426	9030007701313
539	KAMULI	517	LULYAMBURI HEALTH CENTRE III	HC III	GOV	505132	10,959,426	9030007845269
540	KAMULI	517	BUGULUMBYA HEALTH CENTRE III	HC III	GOV	506796	10,959,426	9030007991133

Sector Grant and Budget Guidelines FY 2017/18

S/N	VOTE NAME	VOTE NO	ACCOUNT NAME	LEVEL	OWNER SHIP	IFMS SUPPLIER ID	ANNUAL BUDGET FY2017/18	BANK ACCOUNT NUMBERS
541	KAMULI	517	NAMASAGALI HEALTH CENTRE III	HC III	GOV	505149	9,593,458	9030007702808
542	KAMULI	517	BALAWOLI HEALTH CENTRE III	HC III	GOV	505150	9,593,458	9030007398661
543	KAMULI	517	NABIRUMBA HEALTH CENTRE III	HC III	GOV	505151	9,593,458	9030007399587
544	KAMULI	517	KINU HEALTH CENTRE II	HC II	GOV	505144	3,735,599	9030007845293
545	KAMULI	517	KINAWAMPERE HEALTH CENTRE II	HC II	GOV	505145	3,735,599	9030007399773
546	KAMULI	517	KYEEYA HEALTH CENTRE II	HC II	GOV	505146	3,735,599	9030007399609
547	KAMULI	517	NABIRAMA HEALTH CENTRE II	HC II	GOV	505147	3,735,599	9030007941993
548	KAMULI	517	BULUYA HEALTH CENTRE II	HC II	GOV	505133	2,488,797	9030007940938
549	KAMULI	517	KIYUNGA HEALTH CENTRE II	HC II	GOV	505134	2,488,797	9030007845250
550	KAMULI	517	KIYUNGA BUKAKANDE HEALTH CENTR	HC II	GOV	505135	2,488,797	9030009341020
551	KAMULI	517	KASAMBIRA HEALTH CENTRE II	HC II	GOV	505136	2,488,797	9030007399722
552	KAMULI	517	LUZINGA HEALTH CENTRE II	HC II	GOV	505137	2,488,797	9030007399420
553	KAMULI	517	BUBAGO HEALTH CENTRE II	HC II	GOV	505138	2,488,797	9030007845374
554	KAMULI	517	BUWOYA HEALTH CENTRE II	HC II	GOV	505139	2,488,797	9030007991117
555	KAMULI	517	NAWANDYO HEALTH CENTRE II	HC II	GOV	506797	2,488,797	9030007940369
556	KAMULI	517	NAWANTUMBI HEALTH CENTRE II	HC II	GOV	506798	2,488,797	9030007399374
557	KAMULI	517	KASOLWE HEALTH CENTRE II	HC II	GOV	505152	1,968,212	9030007398696
558	KAMULI	517	KIBUYE HEALTH CENTRE II	HC II	GOV	505153	1,968,212	9030006923681
559	KAMULI	517	KIIGE HEALTH CENTRE II	HC II	GOV	505154	1,968,212	9030007703065
560	KAMULI	517	NAMAIRA HEALTH CENTRE II	HC II	GOV	505155	1,968,212	9030007756797
561	KAMULI	517	NAWANKOFU HEALTH CENTRE II	HC II	GOV	505156	1,968,212	9030007942337
562	KAMULI	517	KAWAGA HEALTH CENTRE II	HC II	GOV	506800	1,968,212	9030007703057
563	KAMULI	517	NAMUNINGI HEALTH CENTRE II	HC II	GOV	506801	1,968,212	9030007399579
564	KAMULI	517	KAGUMBA HEALTH CENTRE II	HC II	GOV	506802	1,968,212	9030007845412
		517 Total					637,830,944	
565	KAMWENGE	518	PADRE PIO HEALTH UNIT	HC III	UCMB	506333	5,435,203	9030001595945
566	KAMWENGE	518	KABUGA COU HEALTH UNIT	HC III	UPMB	506332	5,434,971	9030005805413
567	KAMWENGE	518	KYABENDACOU HEALTH CENTRE	HC III	UPMB	506334	5,434,971	5520315067
568	KAMWENGE	518	KICWAMBA CATHOLIC DISPENSARY	HC II	UCMB	506335	3,668,279	5220400077
569	KAMWENGE	518	MABALE COU HEALTH UNIT	HC II	UPMB	506336	3,668,279	2110032000223
570	KAMWENGE	518	KAKASI COU HEALTH CENTRE III	HC II	UPMB	507260	3,668,279	9030007640047
571	KAMWENGE	518	NTARA HEALTH SUB DISTRICT	HC IV	GOV	506312	21,739,260	9030005804697
572	KAMWENGE	518	RUKUNYU HEALTH CENTRE IV	HC IV	GOV	506313	21,739,260	9030006340465
573	KAMWENGE	518	BUNOGA HEALTH CENTRE III	HC III	GOV	506314	9,523,107	9030007062191
574	KAMWENGE	518	BIGODI HEALTH CENTRE III	HC III	GOV	506315	9,523,107	9030005634953
575	KAMWENGE	518	BWIZIHEALTH CENTRE III	HC III	GOV	506316	9,523,107	9030007125088
576	KAMWENGE	518	KAMWENGE HEALTH CENTRE III	HC III	GOV	506317	9,523,107	9030006781003
577	KAMWENGE	518	KICHECHE HEALTH CENTRE III	HC III	GOV	506318	9,523,107	9030005634988
578	KAMWENGE	518	MAHYORO HEALTH CENTRE III	HC III	GOV	506319	9,523,107	9030005642107
579	KAMWENGE	518	NYABBANI HEALTH CENTRE III	HC III	GOV	506320	9,523,107	9030007025741
580	KAMWENGE	518	BIGULI HEALTH CENTRE III	HC III	GOV	506321	9,523,107	9030006087697
581	KAMWENGE	518	RWAMWANJA HEALTH CENTRE III	HC III	GOV	507254	9,523,107	9030006695085
582	KAMWENGE	518	KIZIBA HEALTH CENTRE II	HC II	GOV	505461	3,199,216	9030005635011
583	KAMWENGE	518	BIHANGA HEALTH CENTRE II	HC II	GOV	506322	3,199,216	9030006695093
584	KAMWENGE	518	BUKURUNGU HEALTH CENTRE II	HC II	GOV	506323	3,199,216	9030000128294
585	KAMWENGE	518	BUSIRIBA HEALTH CENTRE II	HC II	GOV	506324	3,199,216	9030000029792
586	KAMWENGE	518	KABINGO HEALTH CENTRE II	HC II	GOV	506325	3,199,216	9030007901894
587	KAMWENGE	518	KAKASI HEALTH CENTRE II	HC II	GOV	506326	3,199,216	9030005635003
588	KAMWENGE	518	KIMULIKIDONGO HEALTH CENTRE II	HC II	GOV	506327	3,199,216	9030005642174
589	KAMWENGE	518	KIYAGARA HEALTH CENTRE II	HC II	GOV	506328	3,199,216	9030000485771
590	KAMWENGE	518	KYAKARAFI HEALTH CENTRE II	HC II	GOV	506329	3,199,216	9030007856392
591	KAMWENGE	518	NKONGORO HEALTH CENTRE II	HC II	GOV	506330	3,199,216	9030008984416
592	KAMWENGE	518	NTONWA HEALTH CENTRE II	HC II	GOV	506331	3,199,216	9030006087727
593	KAMWENGE	518	BUHANDA HEALTH CENTRE II	HC II	GOV	507255	3,199,216	9030005642166
594	KAMWENGE	518	KABAMBIRO HEALTH CENTRE II	HC II	GOV	507256	3,199,216	9030000490260

Sector Grant and Budget Guidelines FY 2017/18

S/N	VOTE NAME	VOTE NO	ACCOUNT NAME	LEVEL	OWNER SHIP	IFMS SUPPLIER ID	ANNUAL BUDGET FY2017/18	BANK ACCOUNT NUMBERS
595	KAMWENGE	518	KANARAEHEALTH CENTRE II	HC II	GOV	507257	3,199,216	9030007025555
596	KAMWENGE	518	MALERE HEALTH CENTRE II	HC II	GOV	507258	3,199,216	9030008996252
597	KAMWENGE	518	RWENJAZA HEALTH CENTRE II	HC II	GOV	507259	3,199,216	9030007025849
		518 Total					207,683,926	
598	KANUNGU	519	KAMBUGA HOSPITAL AC	Hospital	GOV	506444	185,858,255	5412100071
599	KANUNGU	519	BWINDI COMMUNITY HOSPITAL	Hospital	UPMB	507180	318,396,360	121072665001
600	KANUNGU	519	NYAKATARE HC III	HC III	UPMB	506440	3,375,123	121072226101
601	KANUNGU	519	NYAMWEGABIRA HC III	HC III	UCMB	506441	3,375,123	5420400096
602	KANUNGU	519	MAIRO HC III	HC II	UCMB	506442	3,375,123	5420400002
603	KANUNGU	519	KITARIRO HC II	HC II	UPMB	506428	2,309,375	140572735601
604	KANUNGU	519	BUGIRI HC II	HC II	UPMB	506429	2,309,375	121072232501
605	KANUNGU	519	BUSHERE HC II	HC II	UPMB	506430	2,309,375	9030006108295
606	KANUNGU	519	BUTOGOTA HC II	HC II	UCMB	506431	2,309,375	5420400118
607	KANUNGU	519	KANYASHOGYE HC II	HC II	UPMB	506432	2,309,375	140072233301
608	KANUNGU	519	KYESHERO HC II	HC II	UPMB	506433	2,309,375	9030002677864
609	KANUNGU	519	RUSHAKA HC II	HC II	UPMB	506434	2,309,375	121072238001
610	KANUNGU	519	KAZINGA HC II	HC II	UPMB	506435	2,309,375	140572720901
611	KANUNGU	519	KIBIMBIRI HC II	HC II	UPMB	506436	2,309,375	121072171701
612	KANUNGU	519	KIHEMBE HC II	HC II	UPMB	506437	2,309,375	121072209801
613	KANUNGU	519	BUKUNGA HC II	HC II	UPMB	506438	2,309,375	121072600601
614	KANUNGU	519	KINAABA COU HC II	HC II	UPMB	506439	2,309,375	121072666301
615	KANUNGU	519	NYAKASHOZI HCII	HC II	UCMB	507178	2,309,375	9030005621541
616	KANUNGU	519	NYAKINONI HC II	HC II	UPMB	507179	2,309,375	121072571601
617	KANUNGU	519	KARANGARA HC II	HC II	UPMB	548316	2,309,375	121072667801
618	KANUNGU	519	KIHIHI H/C IV	HC IV	GOV	506413	27,966,060	9030005622904
619	KANUNGU	519	KANUNGU HC IV	HC IV	GOV	507170	27,966,060	5412100055
620	KANUNGU	519	KAYONZA HC III	HC III	GOV	504204	7,164,473	140572741201
621	KANUNGU	519	RUTENGA HC III	HC III	GOV	506414	7,164,473	121072179801
622	KANUNGU	519	MPUNGU HC III	HC III	GOV	506415	7,164,473	140572737101
623	KANUNGU	519	KANYANTOROGO HC III	HC III	GOV	506416	7,164,473	121072607501
624	KANUNGU	519	NYAMIRAMA HC III	HC III	GOV	506417	7,164,473	121072612701
625	KANUNGU	519	KIRIMA HC III	HC III	GOV	506418	7,164,473	5420400048
626	KANUNGU	519	RUGYEYO HC III	HC III	GOV	507171	7,164,473	5420600026
627	KANUNGU	519	KATETE HC III	HC III	GOV	507172	7,164,473	140572794401
628	KANUNGU	519	MATANDA HC III	HC III	GOV	507173	7,164,473	140542887501
629	KANUNGU	519	MISHENYIHC II	HC II	GOV	506419	990,458	5420400166
630	KANUNGU	519	RUBIMBWAHC II	HC II	GOV	506420	990,458	5420400167
631	KANUNGU	519	SAMARIAHC II	HC II	GOV	506421	990,458	5420400165
632	KANUNGU	519	NTUNGAMOHC II	HC II	GOV	506422	990,458	5420400179
633	KANUNGU	519	KINAABA HC II	HC II	GOV	506423	990,458	5420400173
634	KANUNGU	519	MAZZOLDIHC II	HC II	GOV	506424	990,458	5420400177
635	KANUNGU	519	BIHOMBORWAHC II	HC II	GOV	506425	990,458	5420400174
636	KANUNGU	519	KIRINGAHC II	HC II	GOV	506426	990,458	5420400170
637	KANUNGU	519	MAFUGAHC II	HC II	GOV	506427	990,458	5420400162
638	KANUNGU	519	KAZURU HC II	HC II	GOV	507174	990,458	5420400171
639	KANUNGU	519	BUGONGIHC II	HC II	GOV	507175	990,458	5420400180
640	KANUNGU	519	NYARUTOJOHC II	HC II	GOV	507176	990,458	5420400178
641	KANUNGU	519	KIFUNJOHC II	HC II	GOV	507177	990,458	5420400163
		519 Total					682,308,954	
642	KAPCHORWA	520	KAPCHORWA HOSPITAL OPERATION	Hospital	GOV	506464	168,600,401	3210500120
643	KAPCHORWA	520	KASEREM HCIII	HC III	UPMB	506463	2,045,431	3210500115
644	KAPCHORWA	520	GAMATUI MISSION HCII	HC II	UCMB	506465	1,399,490	3210500141
645	KAPCHORWA	520	CHEBONET HC III	HC III	GOV	506455	10,148,905	3210500113
646	KAPCHORWA	520	SIPI HC III	HC III	GOV	506456	10,148,905	3210500116
647	KAPCHORWA	520	CHEPTUYA HC III	HC III	GOV	506457	10,148,905	3210500111
648	KAPCHORWA	520	GAMOGO HC III	HC III	GOV	506458	10,148,905	3210500125

Sector Grant and Budget Guidelines FY 2017/18

S/N	VOTE NAME	VOTE NO	ACCOUNT NAME	LEVEL	OWNER SHIP	IFMS SUPPLIER ID	ANNUAL BUDGET FY2017/18	BANK ACCOUNT NUMBERS
649	KAPCHORWA	520	KABEYWA HC III	HC III	GOV	507186	10,148,905	3210500110
650	KAPCHORWA	520	TUMBOBOI HC II	HC II	GOV	506459	2,323,586	3210500142
651	KAPCHORWA	520	CHEMOSONG HC II	HC II	GOV	506461	2,323,586	3210500121
		520 Total					227,437,016	
652	KASESE	521	Bwera Hospital	Hospital	GOV	506601	151,971,546	9030006330621
653	KASESE	521	Kilembe Hospital	Hospital	UCMB	504667	173,491,221	9030006330109
654	KASESE	521	Kagando Hospital Deleg Fund	Hospital	UPMB	504725	119,305,537	9030006330176
655	KASESE	521	Rwesande HC IV	HC IV	UPMB	504666	7,067,563	9030006380181
656	KASESE	521	St Pauls HC IV	HC IV	UPMB	504668	7,067,563	9030006380807
657	KASESE	521	Nyabugando HC III	HC III	UPMB	504655	5,300,668	9030002387335
658	KASESE	521	Kasanga PHC HC III	HC III	UCMB	504656	5,300,668	9030006382583
659	KASESE	521	Kinyamaseke HC III	HC III	UPMB	504657	5,300,668	9030002488026
660	KASESE	521	Kyarumba PHC HC III	HC III	UCMB	504658	5,300,668	9030002543310
661	KASESE	521	St Francis of AssisKitabu	HC III	UCMB	504659	5,300,668	9030002553006
662	KASESE	521	Kagando School of Nursing	HC II	UPMB	504660	5,300,668	9030006381935
663	KASESE	521	Kanamba HC III	HC III	UPMB	504661	5,300,668	9030002540915
664	KASESE	521	Buhaghura HC III	HC III	UPMB	504662	5,300,668	9030002541075
665	KASESE	521	Maliba HC III	HC III	UPMB	504664	5,300,668	9030002540974
666	KASESE	521	Katadoba HC III	HC III	UMMB	504670	5,300,668	9030006330559
667	KASESE	521	Mushenene Dispensary	HC III	UPMB	506600	5,300,668	9030002539615
668	KASESE	521	Kyanya SDA HC II	HC II	UPMB	504665	1,559,580	9030005965569
669	KASESE	521	Kamukumbi HC II	HC II	GOV	504676	3,119,160	9030009348963
670	KASESE	521	KabiriziKatweHC II	HC II	GOV	504683	3,119,160	9030002554355
671	KASESE	521	Bwethe HC II	HC II	GOV	504685	3,119,160	9030009333060
672	KASESE	521	Kahendero HC II	HC II	GOV	504687	3,119,160	9030008763096
673	KASESE	521	Mubuku prison HC II	HC II	GOV	504699	3,119,160	9030002546573
674	KASESE	521	BikoneHC II	HC II	GOV	504700	3,119,160	9030002494638
675	KASESE	521	Ibuga prison HC II	HC II	GOV	504703	3,119,160	9030002546743
676	KASESE	521	Kayanzi HC II	HC II	GOV	506604	3,119,160	9030002491663
677	KASESE	521	Kigoro I HC II	HC II	GOV	506610	3,119,160	9030009252338
678	KASESE	521	Nyamirami HC IV	HC IV	GOV	504723	54,752,935	9030002544694
679	KASESE	521	Kitholhu HC III	HC III	GOV	504709	9,977,177	9030002544929
680	KASESE	521	Kyarumba Gov't HC III	HC III	GOV	504713	9,977,177	9030002499346
681	KASESE	521	Kyondo HC III	HC III	GOV	504714	9,977,177	9030002498528
682	KASESE	521	Mahango HC III	HC III	GOV	504715	9,977,177	9030002544708
683	KASESE	521	Muhokya HC III	HC III	GOV	504716	9,977,177	9030002490004
684	KASESE	521	Kalibu HC III	HC III	GOV	504717	9,977,177	9030005282577
685	KASESE	521	Bugoye HC III	HC III	GOV	504718	9,977,177	9030007506650
686	KASESE	521	Isule HC III	HC III	GOV	504719	9,977,177	9030002494085
687	KASESE	521	Hima Gov't HC III	HC III	GOV	504720	9,977,177	9030002493348
688	KASESE	521	Kabatunda HC III	HC III	GOV	504722	9,977,177	9030002545054
689	KASESE	521	Katwe HC III	HC III	GOV	506616	9,977,177	9030002499893
690	KASESE	521	Nyabirongo HC III	HC III	GOV	506617	9,977,177	9030002542055
691	KASESE	521	Karusandara HC III	HC III	GOV	506618	9,977,177	9030002544899
692	KASESE	521	Mukathi HC III	HC III	GOV	506619	9,977,177	9030007331230
693	KASESE	521	kitswamba HC III	HC III	GOV	506620	9,977,177	9030002554606
694	KASESE	521	Karambi HC III	HC III	GOV	548297	9,977,177	9030002542519
696	KASESE	521	Kanyatsi HC II	HC II	GOV	504671	3,119,160	9030002544937
697	KASESE	521	Kikyo HC II	HC II	GOV	504672	3,119,160	9030002545526
698	KASESE	521	Kisolholho HC II	HC II	GOV	504673	3,119,160	9030002552964
699	KASESE	521	Bikunya HC II	HC II	GOV	504674	3,119,160	9030002443308
700	KASESE	521	Kyempara HC II	HC II	GOV	504675	3,119,160	9030002544716
701	KASESE	521	katholhu HC II	HC II	GOV	504677	3,119,160	9030002544767
702	KASESE	521	Muhindi HC II	HC II	GOV	504678	3,119,160	9030002544821
703	KASESE	521	Bukangara HC II	HC II	GOV	504679	3,119,160	9030008762162
704	KASESE	521	Kasenyi HC II	HC II	GOV	504680	3,119,160	9030002498986
705	KASESE	521	Hamukungu HC II	HC II	GOV	504681	3,119,160	9030002498900
706	KASESE	521	Kahokya HC II	HC II	GOV	504682	3,119,160	9030002499303

Sector Grant and Budget Guidelines FY 2017/18

S/N	VOTE NAME	VOTE NO	ACCOUNT NAME	LEVEL	OWNER SHIP	IFMS SUPPLIER ID	ANNUAL BUDGET FY2017/18	BANK ACCOUNT NUMBERS
707	KASESE	521	Kabirizi upperHC II	HC II	GOV	504684	3,119,160	9030002498889
708	KASESE	521	Buthale HC II	HC II	GOV	504686	3,119,160	9030002553251
709	KASESE	521	BughalitsaHC II	HC II	GOV	504688	3,119,160	9030002552131
710	KASESE	521	Nyakabingo HC	HC II	GOV	504689	3,119,160	9030002490861
711	KASESE	521	Mbunga HC II	HC II	GOV	504690	3,119,160	9030002552867
712	KASESE	521	Katooke Health Unit	HC II	GOV	504691	3,119,160	9030002546085
713	KASESE	521	Nyangonge HC II	HC II	GOV	504692	3,119,160	9030002553634
714	KASESE	521	Maghoma HC II	HC II	GOV	504693	3,119,160	9030002553456
715	KASESE	521	Kisamba HC II	HC II	GOV	504694	3,119,160	9030002553774
716	KASESE	521	Kibirizi HC II	HC II	GOV	504695	3,119,160	9030002553715
717	KASESE	521	Ibanda HC II	HC II	GOV	504696	3,119,160	9030007267761
718	KASESE	521	Nyngorongongo HC II	HC II	GOV	504697	3,119,160	9030007310268
719	KASESE	521	Kihyo HC II	HC II	GOV	504698	3,119,160	9030002493283
720	KASESE	521	Mubuku Kisojo HC II	HC II	GOV	504701	3,119,160	9030002546476
721	KASESE	521	Ibuga Refugee HC II	HC II	GOV	504702	3,119,160	9030007331281
722	KASESE	521	Kasangali HC II	HC II	GOV	504704	3,119,160	9030007331168
723	KASESE	521	Buhuhira HC II	HC II	GOV	504705	3,119,160	9030007218817
724	KASESE	521	Kiraro HC II	HC II	GOV	504710	3,119,160	9030010001888
725	KASESE	521	Bubothyo HC II	HC II	GOV	504711	3,119,160	9030007607554
726	KASESE	521	Buhungamuyagha HC II	HC II	GOV	506602	3,119,160	9030002443480
727	KASESE	521	Kamasasa HC II	HC II	GOV	506603	3,119,160	9030002552913
728	KASESE	521	Kabingo HC II	HC II	GOV	506605	3,119,160	9030002498498
729	KASESE	521	Katunguru HC II	HC II	GOV	506606	3,119,160	9030002542497
730	KASESE	521	Mweya HC II	HC II	GOV	506607	3,119,160	9030002499532
731	KASESE	521	Kiburara HC II	HC II	GOV	506608	3,119,160	9030002554282
732	KASESE	521	Kibiri HC II	HC II	GOV	506609	3,119,160	9030008777704
733	KASESE	521	Nkoko HC II	HC II	GOV	506611	3,119,160	9030006402096
734	KASESE	521	Bwesumbu HC II	HC II	GOV	506612	3,119,160	9030002493186
735	KASESE	521	Ihandiro HC II	HC III	GOV	506615	3,119,160	9030002545496
		521 Total					885,996,942	
736	KATAKWI	522	KATAKWI DISTRICT HOSPITAL	Hospital	GOV	505928	140,273,727	9030005969440
737	KATAKWI	522	USUK HC III	HC III	UCMB	505929	6,247,959	4520410413
738	KATAKWI	522	TOROMA HEALTH CENTRE	HC III	UCMB	506909	6,247,959	4510011068
739	KATAKWI	522	KATAKWI COU HC II	HC II	UPMB	505930	4,174,592	140050535501
740	KATAKWI	522	NGARIAM COU HC II	HC II	UPMB	506908	4,174,592	9030006372499
741	KATAKWI	522	TOROMA HEALTH CENTRE 3	HC IV	GOV	506906	20,365,327	9030005957388
742	KATAKWI	522	KAPUJAN HC III	HC III	GOV	505916	10,061,587	9030005957337
743	KATAKWI	522	NGARIAM HC III	HC III	GOV	505920	10,061,587	9030005957302
744	KATAKWI	522	MAGORO HC III	HC III	GOV	506903	10,061,587	9030006344150
745	KATAKWI	522	AKETA HC III	HC III	GOV	506905	10,061,587	9030005957329
746	KATAKWI	522	OKOCHO HC II	HC II	GOV	505923	3,663,079	4510511633
747	KATAKWI	522	ONGONGOJA HC II	HC II	GOV	505924	3,663,079	4510511634
748	KATAKWI	522	OMODOI HC II	HC II	GOV	505926	3,663,079	9030006269159
749	KATAKWI	522	BISINA HC II	HC II	GOV	506904	3,663,079	4510511641
750	KATAKWI	522	AAKUM HC II	HC II	GOV	506907	3,663,079	4510511257
751	KATAKWI	522	AKOBOI HC II	HC II	GOV	548331	3,663,079	4510511640
752	KATAKWI	522	KOKORIO HC II	HC II	GOV	505917	3,263,265	4510511635
753	KATAKWI	522	ALIAKAMER HC II	HC II	GOV	505919	3,263,265	4510511639
754	KATAKWI	522	PALAM HC II	HC II	GOV	505921	3,263,265	4510511642
755	KATAKWI	522	OLILIM HC II	HC II	GOV	505922	3,263,265	4510511643
756	KATAKWI	522	AKURAO HC II	HC II	GOV	505925	3,263,265	4510511637
757	KATAKWI	522	KORITOK HC II	HC II	GOV	505927	3,263,265	4510511638
758	KATAKWI	522	DAMASIKO HC II	HC II	GOV	506902	3,263,265	4510511636
759	KATAKWI	522	Opeta HC II	HC II	GOV	548233	3,263,265	4510511645
		522 Total					269,815,096	
760	KAYUNGA	523	KAYUNGA DISTRICT HOSPITAL	Hospital	GOV	507129	162,657,336	4110500008
761	KAYUNGA	523	NAZIGO MISSION	HC II	UCMB	504828	3,741,819	121034389701

Sector Grant and Budget Guidelines FY 2017/18

S/N	VOTE NAME	VOTE NO	ACCOUNT NAME	LEVEL	OWNER SHIP	IFMS SUPPLIER ID	ANNUAL BUDGET FY2017/18	BANK ACCOUNT NUMBERS
			DISPENSARYMATER					
762	KAYUNGA	523	NAMAGABI KAYUNGA DISPENSARY	HC II	UCMB	504829	3,741,819	121023534301
763	KAYUNGA	523	KANGULUMIRA MISSION HEALTH CEN	HC II	UCMB	504830	3,741,819	121024806201
764	KAYUNGA	523	BBAALE HC IV	HC IV	GOV	504826	29,604,719	4120600025
765	KAYUNGA	523	KANGULUMIRA HC IV	HC IV	GOV	504822	28,702,229	4120600023
766	KAYUNGA	523	WABWOKO HC III	HC III	GOV	504816	13,071,618	4120600015
767	KAYUNGA	523	NAZIGO HC III	HC III	GOV	504817	13,071,618	4120600018
768	KAYUNGA	523	KAWONGO HC III	HC III	GOV	504821	13,071,618	4120600021
769	KAYUNGA	523	NTENJERU HC III	HC III	GOV	504823	13,071,618	4120600022
770	KAYUNGA	523	BUSAANA HC III	HC III	GOV	504825	13,071,618	4120600019
771	KAYUNGA	523	NKOKONJERU HC III	HC III	GOV	507130	13,071,618	4120600012
772	KAYUNGA	523	LUGASA HC III	HC III	GOV	507131	13,071,618	4120600017
773	KAYUNGA	523	GALIRAYA HC III	HC III	GOV	507133	13,071,618	4120600020
774	KAYUNGA	523	NAKATOVU HC II	HC II	GOV	504813	4,355,717	4120600014
775	KAYUNGA	523	BUKAMBA HC II	HC II	GOV	504814	4,355,717	4120600013
776	KAYUNGA	523	BULAWULA HC II	HC II	GOV	504815	4,355,717	4120600011
777	KAYUNGA	523	NAKYESA HC II	HC II	GOV	504818	4,355,717	4120600008
778	KAYUNGA	523	BUYOBE HC II	HC II	GOV	504820	4,355,717	4120600009
779	KAYUNGA	523	KAKIIKA HC II	HC II	GOV	504824	4,355,717	4120600007
780	KAYUNGA	523	KASOKWE HC II	HC II	GOV	504827	4,355,717	4120600024
781	KAYUNGA	523	BUSAALE HC II	HC II	GOV	507132	4,355,717	4120600010
782	KAYUNGA	523	NAMUSAALA HC II	HC II	GOV	548312	4,355,717	4120600016
		523 Total					375,964,134	
783	KIBALE	524	ST LUKE BUJUNI HCIII	HC III	UCMB	506809	1,782,476	9030002256400
784	KIBALE	524	ST DENIS NSONGA HC II	HC II	UCMB	505172	950,654	9030002115009
785	KIBALE	524	KYABASARA HC II	HC II	UPMB	505189	585,629	9030002164263
786	KIBALE	524	KIBAALE HU	HC IV	GOV	506813	16,486,317	9030002255870
787	KIBALE	524	KYEBANDO HU	HC III	GOV	505194	4,904,493	9030002303379
788	KIBALE	524	MUGARAMA HU	HC III	GOV	505196	4,904,493	9030006769534
789	KIBALE	524	NYAMARWA HU	HC III	GOV	505197	4,904,493	9030006327361
790	KIBALE	524	MATALE HC II	HC II	GOV	506815	1,805,177	9030006327353
		524 Total					36,323,734	
791	KIBOGA	525	KIBOGA HOSPITAL	Hospital	GOV	506822	162,657,334	9030005686287
792	KIBOGA	525	NABWENDO DISPENSARY	HC III	UPMB	505225	9,037,519	9030005975823
793	KIBOGA	525	BAMUSUUTA HEALTH CENTRE II	HC II	UPMB	505226	3,013,013	9030006546454
794	KIBOGA	525	BUKOMERO HCENTRE IV	HC IV	GOV	505210	26,560,025	9030005686295
795	KIBOGA	525	KAMBUGU HEALTH CENTRE III	HC III	GOV	505211	6,592,863	9030007504054
796	KIBOGA	525	NYAMIRINGA HEALTH CENTRE III	HC III	GOV	505212	6,592,863	9030007504046
797	KIBOGA	525	MUWANGA HEALTH CENTRE III	HC III	GOV	505213	6,592,863	9030007503929
798	KIBOGA	525	LWAMATA HEALTH CENTRE III	HC III	GOV	505214	6,592,863	9030007503805
799	KIBOGA	525	KYANAMUYONJO HEALTH CENTRE III	HC III	GOV	505215	6,592,863	9030007503759
800	KIBOGA	525	KATWE HEALTH CENTRE III	HC III	GOV	505216	6,592,863	9030007503821
801	KIBOGA	525	KYOMYA HEALTH CENTRE II	HC II	GOV	55035	1,400,000	9030007503996
802	KIBOGA	525	BULAGA HEALTH CENTRE II	HC II	GOV	505217	1,400,000	9030007503716
803	KIBOGA	525	MUYENJE HEALTH CENTRE II	HC II	GOV	505218	1,400,000	9030007503856
804	KIBOGA	525	NSALA HEALTH CENTRE II	HC II	GOV	505219	1,400,000	9030007503767
805	KIBOGA	525	MWEZI HEALTH CENTRE II	HC II	GOV	505220	1,400,000	9030007503848
806	KIBOGA	525	EPICENTRE HEALTH CENTRE II	HC II	GOV	505221	1,400,000	9030007504011
807	KIBOGA	525	KACHWANGUZI HEALTH CENTRE II	HC II	GOV	505222	1,400,000	9030007504038
808	KIBOGA	525	KATALAMA HEALTH CENTRE II	HC II	GOV	505223	1,400,000	9030009265731
809	KIBOGA	525	SEETA HEALTH CENTRE II	HC II	GOV	505224	1,400,000	9030009272967
810	KIBOGA	525	NAKASOZI HEALTH CENTRE II	HC II	GOV	506819	1,400,000	9030007503880
811	KIBOGA	525	KIKWATAMBOGO HEALTH CENTRE II	HC II	GOV	506820	1,400,000	9030007504003

Sector Grant and Budget Guidelines FY 2017/18

S/N	VOTE NAME	VOTE NO	ACCOUNT NAME	LEVEL	OWNER SHIP	IFMS SUPPLIER ID	ANNUAL BUDGET FY2017/18	BANK ACCOUNT NUMBERS
812	KIBOGA	525	KYEKUMBYA HEALTH CENTRE II	HC II	GOV	506821	1,400,000	9030007503724
		525 Total					257,625,069	
813	KISORO	526	KISORO hospital	Hospital	GOV	505673	162,657,336	140029694601
814	KISORO	526	Mutorele hospital PHC	Hospital	UCMB	505674	126,505,263	9030005630540
815	KISORO	526	Rutaka Health Centre	HC III	UPMB	505675	7,046,813	9030005668319
816	KISORO	526	Kinanira Subdispensary	HC III	UCMB	507028	7,046,813	9030002041153
817	KISORO	526	Busanza HC IV	HC IV	GOV	505648	32,149,955	121067636601
818	KISORO	526	Chahafi HC IV	HC IV	GOV	505649	32,149,955	121067628001
819	KISORO	526	Rubuguri HC IV	HC IV	GOV	507021	32,149,955	140022209201
820	KISORO	526	Nyarusiza HC III	HC III	GOV	505650	7,664,831	121067630301
821	KISORO	526	Nyabihuniko HC III	HC III	GOV	505651	7,664,831	121067725101
822	KISORO	526	Kagano HC III	HC III	GOV	505652	7,664,831	121067731701
823	KISORO	526	Bukimbiri HC III	HC III	GOV	505653	7,664,831	121067723001
824	KISORO	526	Iremera HC III	HC III	GOV	505654	7,664,831	121067584701
825	KISORO	526	Nteko HC III	HC III	GOV	505655	7,664,831	121067613501
826	KISORO	526	Gasovu HC III	HC III	GOV	505656	7,664,831	121068064501
827	KISORO	526	Nyarubuye HC III	HC III	GOV	505657	7,664,831	121068070701
828	KISORO	526	Nyakinama HC III	HC III	GOV	505658	7,664,831	121068029301
829	KISORO	526	Kagezi HC III	HC III	GOV	505659	7,664,831	121067728401
830	KISORO	526	Gateriteri HC III	HC III	GOV	505660	7,664,831	121068063901
831	KISORO	526	Buhozi HC III	HC III	GOV	505661	7,664,831	121067725801
832	KISORO	526	Muramba HC III	HC III	GOV	507022	7,664,831	121067637801
833	KISORO	526	Gisozi HC II	HC II	GOV	505662	2,184,250	121068068501
834	KISORO	526	Chihe HC II	HC II	GOV	505663	2,184,250	121067895801
835	KISORO	526	Busengo HC II	HC II	GOV	505664	2,184,250	121067842201
836	KISORO	526	Kagunga HC II	HC II	GOV	505665	2,184,250	121067848701
837	KISORO	526	Nyakabande HC II	HC II	GOV	505666	2,184,250	121067728201
838	KISORO	526	Mburabuturo HC II	HC II	GOV	505667	2,184,250	121068189901
839	KISORO	526	Kalehe HC II	HC II	GOV	505668	2,184,250	121068265101
840	KISORO	526	Mulehe	HC II	GOV	505669	2,184,250	140522305101
841	KISORO	526	Maregamo HC II	HC II	GOV	505670	2,184,250	140531583901
842	KISORO	526	Maganza HC II	HC II	GOV	505671	2,184,250	9030009352243
843	KISORO	526	Gitovu HC II	HC II	GOV	505672	2,184,250	5820400048
844	KISORO	526	Bunagana HC II	HC II	GOV	507023	2,184,250	121067891601
845	KISORO	526	Gapfurizo HC II	HC II	GOV	507024	2,184,250	121068064301
846	KISORO	526	Chibumba HC II	HC II	GOV	507025	2,184,250	121067903101
847	KISORO	526	Nyamatsinda	HC II	GOV	507026	2,184,250	121068265901
848	KISORO	526	Gasovu HC II	HC II	GOV	507027	2,184,250	140522301001
849	KISORO	526	Ikamiro HC II	HC II	GOV	548322	2,184,250	9030004871420
		526 Total					536,481,140	
850	KITGUM	527	KITGUM GOVERNMENT HOSPITAL	Hospital	GOV	506264	288,736,187	9030005918986
851	KITGUM	527	ST JOSEPH HOSPITAL	Hospital	UCMB	506265	201,671,820	140013356201
852	KITGUM	527	NAMOKORA HEALTH CENTRE IV	HC IV	GOV	506263	67,362,266	9030004972294
853	KITGUM	527	OROM HEALTH CENTRE III	HC III	GOV	506257	6,788,026	9030004974688
854	KITGUM	527	OMIYA ANYIMA HEALTH CENTRE III	HC III	GOV	506258	6,788,026	9030004974963
855	KITGUM	527	KITGUM MATIDI HEALTH CENTRE II	HC III	GOV	506259	6,788,026	9030004975056
856	KITGUM	527	AKUNA LABER HEALTH CENTRE III	HC III	GOV	506260	6,788,026	9030004982729
857	KITGUM	527	PAJIMO HEALTH CENTRE III	HC III	GOV	506261	6,788,026	9030004975927
858	KITGUM	527	OKIDI HEALTH CENTRE III	HC III	GOV	506262	6,788,026	9030004976532
859	KITGUM	527	MUCWINI HEALTH CENTRE III	HC III	GOV	507237	6,788,026	9030004975080
860	KITGUM	527	LOBOROM HEALTH CENTRE III	HC III	GOV	507238	6,788,026	9030004976664
861	KITGUM	527	AKILOK HEALTH CENTRE II	HC II	GOV	506249	1,719,775	9030004977024
862	KITGUM	527	OBYEN HEALTH CENTRE II	HC II	GOV	506250	1,719,775	9030004977237
863	KITGUM	527	LUKWOR HEALTH CENTRE II	HC II	GOV	506251	1,719,775	9030004978055
864	KITGUM	527	GWENGCOO HEALTH CENTRE II	HC II	GOV	506252	1,719,775	9030004979949

Sector Grant and Budget Guidelines FY 2017/18

S/N	VOTE NAME	VOTE NO	ACCOUNT NAME	LEVEL	OWNER SHIP	IFMS SUPPLIER ID	ANNUAL BUDGET FY2017/18	BANK ACCOUNT NUMBERS
865	KITGUM	527	LAGOT HEALTH CENTRE II	HC II	GOV	506253	1,719,775	9030004980378
866	KITGUM	527	PUDO HEALTH CENTRE II	HC II	GOV	506254	1,719,775	9030004981056
867	KITGUM	527	ORYANG KULUKWAC HEALTH CENTRE	HC II	GOV	506255	1,719,775	9030004981129
		527 Total					624,112,900	
868	KOTIDO	528	DCDS NORTH KARAMOJA HEALTH CEN	HC II	UPMB	504866	22,799,718	6210600016
869	KOTIDO	528	KANAWAT HEALTH CENTRE III	HC III	UCMB	506766	22,799,718	6210600006
870	KOTIDO	528	LOSILANG HEALTH CENTRE II	HC II	UCMB	548076	22,799,718	6220600003
871	KOTIDO	528	KACHERI HEALTH CENTRE III	HC III	GOV	504861	16,018,201	9030005623285
872	KOTIDO	528	LOKITAELEBU HEALTH CENTRE III	HC III	GOV	504862	16,018,201	9030005686260
873	KOTIDO	528	PANYANGARA HEALTH CENTRE III	HC III	GOV	504863	16,018,201	9030006297217
874	KOTIDO	528	RENGEN HEALTH CENTRE III	HC III	GOV	504864	16,018,201	9030005604914
875	KOTIDO	528	NAKAPELIMORU HEALTH CENTRE III	HC III	GOV	506765	16,018,201	9030006252264
		528 Total					148,490,156	
876	KUMI	529	MED SUP ATUTUR HOSPITAL	Hospital	GOV	506164	152,939,887	9030005695588
877	KUMI	529	KUMI LEPROSY DELEGATED FUND	Hospital	UPMB	506165	144,841,531	9030005695707
878	KUMI	529	NYERO NGO UNIT	HC II	UPMB	506161	2,724,399	4710500188
879	KUMI	529	MUKONGORO NGO UNIT	HC II	UPMB	506162	2,724,399	4710500185
880	KUMI	529	KANYUM NGO UNIT	HC II	UPMB	506163	2,724,399	4710500187
881	KUMI	529	KANAPA HEALTH UNIT (COU)	HC II	UPMB	551189	2,724,399	4720400197
882	KUMI	529	KANYUM HC III PHC FUND	HC III	GOV	506151	10,972,935	4710500186
883	KUMI	529	NYERO HC III	HC III	GOV	506152	10,972,935	9030005748509
884	KUMI	529	KAMACHA HEALTH CENTRE III	HC III	GOV	506153	10,972,935	4710500190
885	KUMI	529	ONGINO HEALTH CENTRE III	HC III	GOV	506154	10,972,935	4710500194
886	KUMI	529	OMATENGA HEALTH ENTREC II	HC III	GOV	506155	10,972,935	4710500184
887	KUMI	529	MUKONGORO HEALTH CENTRE III	HC III	GOV	507155	10,972,935	4710500196
888	KUMI	529	AGURUT HC II	HC II	GOV	506156	3,830,027	4710500195
889	KUMI	529	AKIDE HC II	HC II	GOV	506158	3,830,027	4710500193
890	KUMI	529	AGARIA HEALTH CENTRE II	HC II	GOV	506157	3,830,027	4710500189
891	KUMI	529	KAKURESHEALTH CENTRE II	HC II	GOV	506159	3,830,027	4710500234
		529 Total					389,836,731	
892	KYENJOJO	530	KYENJOJO DISTRICT HOSPITAL AC	Hospital	GOV	505238	140,273,731	56105000458
893	KYENJOJO	530	ST ADOLF HEALTH UNIT	HC II	UCMB	505251	3,788,312	5620400093
894	KYENJOJO	530	ST MARTIN HEALTH UNIT	HC II	UCMB	505253	3,774,565	5610400008
895	KYENJOJO	530	RWIBALE DISPENSARY	HC II	UCMB	506830	3,774,565	5520010725
896	KYENJOJO	530	KAIHURA HEALTH CENTRE	HC II	UCMB	505254	3,048,623	5610400031
897	KYENJOJO	530	KAGOROHORO SDA H UNIT	HC II	UPMB	505256	3,048,623	5510000295
898	KYENJOJO	530	KYAKATARA HEALTH CENTRE	HC III	UCMB	505255	2,438,899	5610400030
899	KYENJOJO	530	KYEMBOGO HOLY CROSS H UNIT	HC III	UCMB	506829	2,438,899	5610600018
900	KYENJOJO	530	KYARUSOZI HEALTH SUB DISTRICT	HC IV	GOV	505237	31,896,588	5610500037
901	KYENJOJO	530	NYAMABUGA HEALTH CENTRE 3	HC III	GOV	505239	15,140,663	5610500085
902	KYENJOJO	530	NYANKWANZI SUBCOUNTY HEALTH UN	HC III	GOV	505240	15,140,663	5610500066
903	KYENJOJO	530	KATOOKE HEALTHY CENTRE 3	HC III	GOV	505241	15,140,663	5610500074
904	KYENJOJO	530	BUFUNJO SC MEDICAL AC	HC III	GOV	505242	15,140,663	5610500077
905	KYENJOJO	530	BUTIITI HEALTH CENTRE 111	HC III	GOV	505243	15,140,663	5610500055
906	KYENJOJO	530	KIGARAAL HEALTH CENTRE III	HC III	GOV	505244	15,140,663	5610500046
907	KYENJOJO	530	KISOJO HEALTH CENTRE III	HC III	GOV	505245	15,140,663	5610500045
908	KYENJOJO	530	BUTUNDUZI HEALTH CENTRE III	HC III	GOV	505250	15,140,663	5610500052
909	KYENJOJO	530	MBALE HEALTH UNIT	HC II	GOV	505246	4,863,076	5610500121
910	KYENJOJO	530	NYAKARONGO HEALTH CENTRE 2	HC II	GOV	505247	4,863,076	5610500193
911	KYENJOJO	530	MYERI HEALTH CENTRE 11	HC II	GOV	505248	4,863,076	5610500054
912	KYENJOJO	530	KYANKARAMATA HEALTH CENTRE II	HC II	GOV	505249	4,863,076	5610500056
913	KYENJOJO	530	KIGOYERA HEALTH CENTRE 2 AC	HC II	GOV	506827	4,863,076	5610500099

Sector Grant and Budget Guidelines FY 2017/18

S/N	VOTE NAME	VOTE NO	ACCOUNT NAME	LEVEL	OWNER SHIP	IFMS SUPPLIER ID	ANNUAL BUDGET FY2017/18	BANK ACCOUNT NUMBERS
914	KYENJOJO	530	RWAITENGYA HEALTH CENTRE II	HC II	GOV	506828	4,863,076	5610500049
		530 Total					344,786,562	
915	LIRA	531	ST. FRANCIS DISPENSARY	HC II	UCMB	7443	4,315,100	1020007204
916	LIRA	531	Ngetta Dispensary	HC III	UCMB	7449	4,315,100	1020002715
917	LIRA	531	BOROBORO DISPENSARY	HC III	UPMB	7448	4,212,535	121090435201
918	LIRA	531	Amuca SDA Dispensary	HC III	UPMB	7642	4,212,535	121090280801
919	LIRA	531	PAG HC IV	HC IV	UPMB	544257	2,902,474	140090030901
920	LIRA	531	AMACH IV	HC IV	GOV	544240	31,576,662	145065406500
921	LIRA	531	OGUR IV	HC IV	GOV	544250	31,576,662	95090200000268
922	LIRA	531	AGALI III	HC III	GOV	544241	10,449,076	145065406700
923	LIRA	531	ONGICA III	HC III	GOV	544243	10,449,076	145065413500
924	LIRA	531	BARR III	HC III	GOV	544244	10,449,076	145065413300
925	LIRA	531	BAR -APWO III	HC III	GOV	544252	10,449,076	95090200000265
926	LIRA	531	AROMO III	HC III	GOV	544251	10,449,068	95090200000162
927	LIRA	531	ANYANGATIR HEALTH CENTRE II	HC II	GOV	53565	6,540,087	145065131100
928	LIRA	531	ALIK II	HC II	GOV	544245	3,674,234	145065406600
929	LIRA	531	ABUNGA II	HC II	GOV	544247	3,674,234	145065413200
930	LIRA	531	ONYWAKO II	HC II	GOV	544248	3,674,234	145065413400
931	LIRA	531	ABALA II	HC III	GOV	544253	6,540,087	95090200000264
932	LIRA	531	APUCE II	HC II	GOV	544254	3,674,234	95090200000266
933	LIRA	531	WALELA II	HC II	GOV	544255	3,674,234	95090200000262
934	LIRA	531	AKANGI HEALTH CENTRE II	HC II	GOV	544256	3,674,234	95090200000263
		531 Total					170,482,016	
935	LUWERO	532	BISHOP CAESAR ASILI MEMORIAL H	HC III	UCMB	506054	10,641,100	9030001170189
936	LUWERO	532	NATTYOLE HC	HC III	UCMB	506050	5,117,922	9030001021094
937	LUWERO	532	KATIKAMU KISULE HC	HC II	UCMB	506060	5,117,922	9030001170251
938	LUWERO	532	HOLY CROSS HEALTH CENTRE	HC III	UCMB	507278	5,117,922	9030006633810
939	LUWERO	532	KASAALA	HC III	UCMB	507280	5,117,922	9030001170227
940	LUWERO	532	BUGEMA UNV HC	HC III	UPMB	544232	5,117,922	9030005822458
941	LUWERO	532	LUGO HC	HC II	UMMB	506053	5,076,498	9030005608901
942	LUWERO	532	NAKATONYA HC	HC II	UMMB	506058	5,076,498	9030005970627
943	LUWERO	532	NAMALIGA ST LUKE HEALTHCE	HC III	UCMB	506059	5,076,498	9030006659763
944	LUWERO	532	NJOVU ISLAMIC MEDICAL CENTRE	HC II	UMMB	507283	5,076,498	9030007820835
945	LUWERO	532	LUTEETE HIVAIDS	HC II	UPMB	506051	3,802,252	9030005970600
946	LUWERO	532	BULAMI ORTHODOX HC	HC II	UOMB	506052	3,802,252	9030001076875
947	LUWERO	532	KATIKAMU SDA HC	HC II	UPMB	506057	3,802,252	9030005970732
948	LUWERO	532	ST GEORGE ANOONYA HCENT	HC II	UOMB	507279	3,802,252	9030001070168
949	LUWERO	532	NANDERE HC	HC II	UCMB	507282	3,802,252	9030001170014
950	LUWERO	532	MULAJJE HC	HC III	UCMB	544233	3,802,252	9030001170812
951	LUWERO	532	NDEJJE HC II	HC II	UPMB	507281	3,571,552	9030007907191
952	LUWERO	532	KALAGALA HEALTH CENTRE IV	HC IV	GOV	506018	19,950,647	9030006383814
953	LUWERO	532	LUWERO HEALTH CENTRE IV	HC IV	GOV	506028	19,043,107	9030006383806
954	LUWERO	532	NYIMBWA SC HEALTH CENTRE IV	HC IV	GOV	506038	19,043,107	9030006383784
955	LUWERO	532	BAMUNANIKA HEALTH CENTRE III	HC III	GOV	506019	7,816,417	9030008004241
956	LUWERO	532	WABUSANA HEALTH CENTRE III	HC III	GOV	506020	7,816,417	9030008003857
957	LUWERO	532	KAMIRA HEALTH CENTRE III	HC III	GOV	506021	7,816,417	9030008004640
958	LUWERO	532	SEKAMULI HEALTH CENTRE II	HC III	GOV	506025	7,816,417	9030008004039
959	LUWERO	532	KYALUGONDO HEALTH CENTRE III	HC III	GOV	506029	7,816,417	9030007955358
960	LUWERO	532	BUTUNTUMULA HEALTH CENTRE III	HC III	GOV	506030	7,816,417	9030008005019
961	LUWERO	532	BOWA HEALTH CENTRE III	HC III	GOV	506039	7,816,417	9030007955331
962	LUWERO	532	NSAWO HEALTH CENTRE	HC III	GOV	506040	7,816,417	9030007955676
963	LUWERO	532	MAKULUBITA HEALTH CENTRE III	HC III	GOV	506041	7,816,417	9030007955102
964	LUWERO	532	BOMBO HEALTH CENTRE III	HC III	GOV	506042	7,816,417	9030008006325
965	LUWERO	532	BUKALASA HEALTH CENTRE III	HC III	GOV	506043	7,816,417	9030008004748
966	LUWERO	532	KIKOMA HEALTH CENTRE III	HC III	GOV	506044	7,816,417	9030008004497

Sector Grant and Budget Guidelines FY 2017/18

S/N	VOTE NAME	VOTE NO	ACCOUNT NAME	LEVEL	OWNER SHIP	IFMS SUPPLIER ID	ANNUAL BUDGET FY2017/18	BANK ACCOUNT NUMBERS
967	LUWERO	532	KASOZI HEALTH CENTRE III	HC III	GOV	506046	7,816,417	9030007955315
968	LUWERO	532	ZIROBWE HEALTH CENTRE III	HC III	GOV	506938	7,816,417	9030008005892
969	LUWERO	532	KIBENGO HEALTH CENTRE II	HC III	GOV	507272	7,816,417	9030008003830
970	LUWERO	532	KATIKAMU HEALTH CENTRE III	HC III	GOV	507275	7,816,417	9030008006384
971	LUWERO	532	BUBUUBI HEALTH CENTRE II	HC II	GOV	506022	2,000,000	9030008004314
972	LUWERO	532	MAZZI HEALTH CENTRE II	HC II	GOV	506023	2,000,000	9030008004799
973	LUWERO	532	NAKIGOZA HEALTH CENTRE II	HC II	GOV	506024	2,000,000	9030008004578
974	LUWERO	532	KIRUMANDAGI HEALTH CENTRE II	HC II	GOV	506026	2,000,000	9030008003814
975	LUWERO	532	KAYINDU HEALTH CENTRE II	HC II	GOV	506027	2,000,000	9030008004470
976	LUWERO	532	KATUUGO HEALTH CENTRE II	HC II	GOV	506031	2,000,000	9030008004543
977	LUWERO	532	KIKUBE HEALTH CENTRE II	HC II	GOV	506032	2,000,000	9030008004780
978	LUWERO	532	KIGOMBE HEALTH CENTRE II	HC II	GOV	506033	2,000,000	9030008004500
979	LUWERO	532	LUTUULA HEALTH CENTRE II	HC II	GOV	506034	2,000,000	9030007955625
980	LUWERO	532	KABAKEDI HEALTH CENTRE II	HC II	GOV	506035	2,000,000	9030008004551
981	LUWERO	532	KABANYI HEALTH CENTRE II	HC II	GOV	506036	2,000,000	9030007955617
982	LUWERO	532	BAMUGOLODDE HEALTH CENTRE II	HC II	GOV	506037	2,000,000	9030007955536
983	LUWERO	532	KANYANDA HEALTH CENTRE II	HC II	GOV	506045	2,000,000	9030007905679
984	LUWERO	532	SAMBWE HEALTH CENTRE II	HC II	GOV	506047	2,000,000	9030007955366
985	LUWERO	532	BUYUKI HEALTH CENTRE II	HC II	GOV	506048	2,000,000	9030008006120
986	LUWERO	532	BWAZIBA HEALTH CENTRE II	HC II	GOV	506049	2,000,000	9030008005868
987	LUWERO	532	KIREKU HEALTH CENTRE II	HC II	GOV	507273	2,000,000	9030007955943
988	LUWERO	532	NAMBI HEALTH CENTRE II	HC II	GOV	507274	2,000,000	9030007859170
989	LUWERO	532	BUKOLWA HEALTH CENTRE II	HC II	GOV	507276	2,000,000	9030008004721
990	LUWERO	532	NSANVU HEALTH CENTRE II	HC II	GOV	507277	2,000,000	9030007955218
		532 Total					306,021,292	
991	MASAKA	533	KITOVU HEALTH CARE COMPLEX	Hospital	UCMB	2111	167,571,808	1033500692786
992	MASAKA	533	KITOVU LABORATORY TRAINING SCH	HC III	UCMB	505793	6,530,306	1031020313296
993	MASAKA	533	KAKO HC III	HC III	UPMB	505792	4,262,806	1031012565875
994	MASAKA	533	ARCHBISHOP J CABANA SSUNGA H	HC III	UCMB	505795	4,262,806	4020001182
995	MASAKA	533	ST BENEDICT BUTENDE HC III	HC III	UCMB	506864	4,262,806	121057945901
996	MASAKA	533	Nakasojjo Health Centre	HC II	UCMB	27092	2,881,433	4020424158
997	MASAKA	533	KIYUMBA HC IV	HC IV	GOV	505784	27,077,302	1033500227197
998	MASAKA	533	KYANAMUKAACA HC IV	HC IV	GOV	505788	27,077,302	1033500228284
999	MASAKA	533	BUKAKATA HC III	HC III	GOV	505779	11,116,138	1033500227128
1000	MASAKA	533	BUKEERI HC III	HC III	GOV	505781	11,116,138	1033500227159
1001	MASAKA	533	MPUGWE HC III	HC III	GOV	505785	11,116,138	1033500227201
1002	MASAKA	533	KAMULEGU HC III	HC III	GOV	505787	11,116,138	1033500228277
1003	MASAKA	533	BUKOTO HC III	HC III	GOV	505791	11,116,138	1033500228561
1004	MASAKA	533	BUWUNGA HC III	HC III	GOV	548210	11,116,138	1033500227166
1005	MASAKA	533	KAMWOOZI HC II	HC II	GOV	505780	3,947,111	1033500227142
1006	MASAKA	533	MAZINGA HC II	HC II	GOV	505782	3,947,111	1033500227173
1007	MASAKA	533	BUGABIRA HC II	HC II	GOV	505783	3,947,111	1033500227180
1008	MASAKA	533	BUYAGA HC II	HC II	GOV	505786	3,947,111	1033500228253
1009	MASAKA	533	ZZIMWE HC II	HC II	GOV	505789	3,947,111	1033500228291
1010	MASAKA	533	KYAMUYIMBWA HC II	HC II	GOV	505790	3,947,111	1033500425704
1011	MASAKA	533	MAKONZI HC II	HC II	GOV	507063	3,947,111	1033500227135
1012	MASAKA	533	KITUNGA HC II	HC II	GOV	548320	3,947,111	1033500228260
		533 Total					342,200,281	
1013	MASINDI	534	Masindi Hospital	Hospital	GOV	504880	178,251,625	6001718299
1014	MASINDI	534	Nyamigisa HC II	HC II	UCMB	504881	3,919,947	291001335
1015	MASINDI	534	Bwijanga HC IV	HC IV	GOV	504872	18,867,105	140039861101
1016	MASINDI	534	Kijunjubwa HC III	HC III	GOV	504868	7,973,380	9030003147680
1017	MASINDI	534	Kitanyata HC III	HC III	GOV	504870	7,973,380	9030003091863
1018	MASINDI	534	Kyatiri HC III	HC III	GOV	504871	7,973,380	9030003087084
1019	MASINDI	534	Ikoba HC III	HC III	GOV	504873	7,973,380	140574832501

Sector Grant and Budget Guidelines FY 2017/18

S/N	VOTE NAME	VOTE NO	ACCOUNT NAME	LEVEL	OWNER SHIP	IFMS SUPPLIER ID	ANNUAL BUDGET FY2017/18	BANK ACCOUNT NUMBERS
1020	MASINDI	534	Kimengo HC III	HC III	GOV	506768	7,973,380	9030003046116
1021	MASINDI	534	Pakanyi HC III	HC III	GOV	506769	7,973,380	9030003086932
1022	MASINDI	534	Nyantanzi HC III	HC III	GOV	506770	7,973,380	121074817201
1023	MASINDI	534	Kigezi HC II	HC II	GOV	504867	2,676,540	9030003093122
1024	MASINDI	534	Kilanyi HC II	HC II	GOV	504869	2,676,540	9030003089575
1025	MASINDI	534	Kichandi HC II	HC II	GOV	504874	2,676,540	140564067501
1026	MASINDI	534	Nyabyeya HC II	HC II	GOV	504875	2,676,540	140540627901
1027	MASINDI	534	Kyamaiso HC II	HC II	GOV	504876	2,676,540	121074808601
1028	MASINDI	534	Kasenene HC II	HC II	GOV	504877	2,676,540	121074764101
1029	MASINDI	534	Kikingura HC II	HC II	GOV	504878	2,676,540	140556643801
1030	MASINDI	534	Kisalizi HC II	HC II	GOV	504879	2,676,540	140556644101
1031	MASINDI	534	Kijenga HC II	HC II	GOV	506767	2,676,540	9030003147664
1032	MASINDI	534	Budongo HC II	HC II	GOV	506771	2,676,540	121014244401
1033	MASINDI	534	Ntooma HC II	HC II	GOV	506772	2,676,540	121074835401
1034	MASINDI	534	Mihembero Health Centre	HC II	GOV	544234	2,676,540	9030002600098
		534 Total					288,970,819	
1035	MAYUGE	535	StFrancis Buluba Hospital	Hospital	UCMB	507019	83,354,741	140036292001
1036	MAYUGE	535	Kyando HC II	HC II	UPMB	505645	2,984,916	142062127200
1037	MAYUGE	535	Buwaya HC II	HC II	UPMB	507020	2,984,916	142062127300
1038	MAYUGE	535	Kigandalo HC IV	HC IV	GOV	505617	46,359,256	142063872600
1039	MAYUGE	535	Kityerera HC IV	HC IV	GOV	505627	41,072,487	142063872700
1040	MAYUGE	535	Mayuge HC III	HC III	GOV	504079	16,265,452	145061204100
1041	MAYUGE	535	Malongo HC III	HC III	GOV	505628	14,662,429	145061233600
1042	MAYUGE	535	Wabulungu HC III	HC III	GOV	505634	14,281,070	145061203900
1043	MAYUGE	535	Baitambogwe HC III	HC III	GOV	507015	10,815,174	145061202200
1044	MAYUGE	535	Buwaiswa HC III	HC III	GOV	505618	10,635,635	145061204000
1045	MAYUGE	535	Sagitu HC II	HC II	GOV	505629	3,146,555	142062839800
1046	MAYUGE	535	Jagusi HC II	HC II	GOV	505632	3,146,555	142062893700
1047	MAYUGE	535	Masolya HC 11	HC II	GOV	507014	3,146,555	142063189200
1048	MAYUGE	535	Bukatube HC II	HC II	GOV	505642	2,247,539	142062877500
1049	MAYUGE	535	BifulubiHC II	HC II	GOV	505641	2,022,785	142062905400
1050	MAYUGE	535	Magamaga Barracks HC II	HC II	GOV	507016	2,022,785	142062839700
1051	MAYUGE	535	Busuyi HC II	HC II	GOV	507018	2,022,785	142062877700
1052	MAYUGE	535	Nkombe HC II	HC II	GOV	548327	2,022,785	142062840100
1053	MAYUGE	535	Bwiwula HC II	HC II	GOV	505635	1,798,031	142062839900
1054	MAYUGE	535	Bukaleba HC II	HC II	GOV	505637	1,798,031	142062840000
1055	MAYUGE	535	Butte HC II	HC II	GOV	505638	1,798,031	142062908100
1056	MAYUGE	535	Ntinkalu HC II	HC II	GOV	505639	1,798,031	142062877600
1057	MAYUGE	535	Magada HC II	HC II	GOV	505640	1,798,031	142062873300
1058	MAYUGE	535	Namusenwa HC II	HC II	GOV	507017	1,798,031	142062910700
1059	MAYUGE	535	Busaala HC II	HC II	GOV	505630	1,685,654	142062838600
1060	MAYUGE	535	Namoni HC II	HC II	GOV	505631	1,685,654	142062838500
1061	MAYUGE	535	Bwondha HC II	HC II	GOV	505633	1,685,654	142062893600
1062	MAYUGE	535	Kitovu HC II	HC II	GOV	507012	1,685,654	142062839500
1063	MAYUGE	535	Wandegeya HC II	HC II	GOV	507013	1,685,654	142062838700
1064	MAYUGE	535	Bugulu HC II	HC II	GOV	505619	1,674,417	142062839200
1065	MAYUGE	535	Bugoto HC II	HC II	GOV	505620	1,674,417	142062839100
1066	MAYUGE	535	Bwalula HC II	HC II	GOV	505621	1,674,417	142062838800
1067	MAYUGE	535	Busira HC II	HC II	GOV	505622	1,674,417	142062839000
1068	MAYUGE	535	Kasutaime HC II	HC II	GOV	505623	1,674,417	142062839600
1069	MAYUGE	535	Kyoga HC II	HC II	GOV	505624	1,674,417	142062839400
1070	MAYUGE	535	Buyugu HC II	HC II	GOV	505625	1,674,417	142062838900
1071	MAYUGE	535	Muggi	HC II	GOV	505626	1,674,417	142062839300
		535 Total					295,806,214	
1072	MBALE	536	CURE CHILDRENS' HOSPITAL MBALE	Hospital	UPMB	505274	60,000,002	102806044300
1073	MBALE	536	AHAMADIYA MUSLIM MEDICAL	HC II	UMMB	505275	3,501,733	2215000321

Sector Grant and Budget Guidelines FY 2017/18

S/N	VOTE NAME	VOTE NO	ACCOUNT NAME	LEVEL	OWNER SHIP	IFMS SUPPLIER ID	ANNUAL BUDGET FY2017/18	BANK ACCOUNT NUMBERS
			CENTR					
1074	MBALE	536	NYONDO HEALTH CENTRE MBALE	HC III	UCMB	505277	3,501,733	3120409385
1075	MBALE	536	SALEM KOLONI HEALTH CENTRE MBA	HC IV	UPMB	548086	3,501,733	95040100006540
1076	MBALE	536	Deliverance Church Medical Services: Joy Hospice	HC II	UPMB	108005	2,334,489	6003345732
1077	MBALE	536	ST AUSTIN DISPENSARY MBALE	HC II	UCMB	505276	2,334,489	3120410334
1078	MBALE	536	ISLAMIC UNIVERSITY HEALTH CENT	HC II	UMMB	505279	2,334,489	1101013308
1079	MBALE	536	THORNBURY BUFUMBO HEALTH CENTR	HC II	UPMB	506836	2,334,489	2220801470
1080	MBALE	536	ST FATIMA GANGAMA HCMBALE	HC II	UCMB	506837	2,334,489	121044033101
1081	MBALE	536	BUSIU HEALTH CENTRE IV	HC IV	GOV	30745	21,657,004	1113551446360
1082	MBALE	536	BUFUMBOHEALTH CENTRE IV	HC IV	GOV	505266	21,657,004	1113551446306
1083	MBALE	536	BUSANO HEALTH CENTRE III	HC III	GOV	505258	9,204,734	1113552557715
1084	MBALE	536	BUWANGWAHEALTH CENTRE III	HC III	GOV	505263	9,204,734	1113552558325
1085	MBALE	536	BUMADANDA HEALTH CENTRE II	HC III	GOV	505264	9,204,734	1113552558574
1086	MBALE	536	WANALE HEALTH CENTRE III	HC III	GOV	506832	9,204,734	1113552557751
1087	MBALE	536	BUDWALE HEALTH CENTRE III	HC III	GOV	506835	9,204,734	1113552558653
1088	MBALE	536	BUNAPONGO HEALTH CENTRE III	HC III	GOV	505257	8,692,401	1113552559236
1089	MBALE	536	NAIKU HEALTH CENTRE III	HC III	GOV	505259	8,692,401	1113552557760
1090	MBALE	536	MAKHONJE HEALTH CENTRE III	HC III	GOV	505260	8,692,401	1113552558167
1091	MBALE	536	NAKALOKE HEALTH CENTRE III	HC III	GOV	505261	8,692,401	1113552558264
1092	MBALE	536	SIIRA HEALTH CENTRE III	HC III	GOV	505262	8,692,401	1113552558291
1093	MBALE	536	BUNGOKHO MUTOTO HEALTH CENTRE	HC III	GOV	505265	8,692,401	1113552558592
1094	MBALE	536	LWANGOLI HEALTH CENTRE III	HC III	GOV	506831	8,692,401	1113552557672
1095	MBALE	536	NAMANYONYIHEALTH CENTRE	HC III	GOV	506833	8,692,401	1113552558246
1096	MBALE	536	NAMAWANGAHEALTH CENTRE III	HC III	GOV	506834	8,692,401	1113552558477
1097	MBALE	536	KIGEZI HEALTH CENTRE II	HC II	GOV	505271	2,666,852	1113552558316
1098	MBALE	536	MAKHAI HEALTH CENTRE II	HC II	GOV	505267	2,582,055	1113552557690
1099	MBALE	536	BUSOBA EPICENTRE HCII	HC II	GOV	505268	2,582,055	1113552557821
1100	MBALE	536	NANKUSIHEALTH CENTRE II	HC II	GOV	505269	2,582,055	1113552558185
1101	MBALE	536	BUGEMA HEALTH CENTRE II	HC II	GOV	505270	2,582,055	1113552558219
1102	MBALE	536	MURUBA HEALTH CENTRE II	HC II	GOV	505272	2,582,055	1113552558343
1103	MBALE	536	NASASA HEALTH CENTRE II	HC II	GOV	505273	2,582,055	1113552558617
		536 Total					267,906,119	
1104	MBARARA	537	Ruharo Mission Hospital	Hospital	UPMB	25586	30,652,942	95050200000420
1105	MBARARA	537	Holy Innocents PHC Funds	Hospital	UCMB	109485	18,391,667	5010681364
1106	MBARARA	537	Mbarara muslim health centre	HC II	UMMB	36730	5,355,381	5800645818
1107	MBARARA	537	St Johns Community Health centr	HC III	UPMB	505312	5,355,381	95050100001384
1108	MBARARA	537	Nyamitanga Health Unit	HC II	UCMB	25591	2,677,947	121053445601
1109	MBARARA	537	StJosephs rubindi health centr	HC III	UCMB	505313	2,677,947	5020015259
1110	MBARARA	537	StFranciskaMakonje Health ce	HC II	UCMB	506845	2,677,947	140521150501
1111	MBARARA	537	Rubindi Health centre 11	HC II	UCMB	506838	2,428,430	95050100001386
1112	MBARARA	537	Bugamba Health centre 1V	HC IV	GOV	505281	32,308,600	9030005752204
1113	MBARARA	537	Rwampara Health Sub District	HC IV	GOV	41752	30,932,157	9030005698307
1114	MBARARA	537	Bwizibwera Health Sub District	HC IV	GOV	505280	30,932,157	9030005648261
1115	MBARARA	537	Bukiro Health Centre	HC III	GOV	505282	14,284,467	140553537201
1116	MBARARA	537	Kagongi Health centre 11	HC III	GOV	505283	14,284,467	95050100001391
1117	MBARARA	537	Kashare Health centre 111	HC III	GOV	505284	14,284,467	95050100001387
1118	MBARARA	537	Rubaya Health centre 111	HC III	GOV	505285	14,284,467	95050100001389
1119	MBARARA	537	Biharwe Health centre 11	HC III	GOV	505286	14,284,467	95050100003032
1120	MBARARA	537	Ndeija Health centre 111	HC III	GOV	505287	14,284,467	95050100001393
1121	MBARARA	537	Bubaare Health centre 111	HC III	GOV	506839	14,284,467	95050100003392
1122	MBARARA	537	Nyakayojo Health centre 111	HC III	GOV	506840	14,284,467	5010681275
1123	MBARARA	537	Mwizi Health centre 111	HC III	GOV	505308	14,284,467	95050100001332
1124	MBARARA	537	Mabira Health Centre 11	HC II	GOV	505288	5,226,490	95050100001339
1125	MBARARA	537	NyarubungoHealth Centre 11	HC II	GOV	505289	5,226,490	2520801663

Sector Grant and Budget Guidelines FY 2017/18

S/N	VOTE NAME	VOTE NO	ACCOUNT NAME	LEVEL	OWNER SHIP	IFMS SUPPLIER ID	ANNUAL BUDGET FY2017/18	BANK ACCOUNT NUMBERS
1126	MBARARA	537	Karwensanga Health centre 11	HC II	GOV	505290	5,226,490	95050100001385
1127	MBARARA	537	Bwengure Health centre 11	HC II	GOV	505291	5,226,490	5020445927
1128	MBARARA	537	Rwemigina Health centre 11	HC II	GOV	505292	5,226,490	95050100001377
1129	MBARARA	537	Mugarutsya Health centre 11	HC II	GOV	505293	5,226,490	95050100001329
1130	MBARARA	537	Itara Health centre 11	HC II	GOV	505294	5,226,490	2520400013
1131	MBARARA	537	Nyabikungu Health centre 11	HC II	GOV	505295	5,226,490	95050100001357
1132	MBARARA	537	Ihunga Health Centre 11	HC II	GOV	505296	5,226,490	95050100001361
1133	MBARARA	537	Kibaare Health centre 11	HC II	GOV	505297	5,226,490	95050100001351
1134	MBARARA	537	Kongoro Health centre 11	HC II	GOV	505298	5,226,490	95050100000385
1135	MBARARA	537	Kakigani Health centre 11	HC II	GOV	505299	5,226,490	95050100001261
1136	MBARARA	537	Rwentsinga Health centre 11	HC II	GOV	505300	5,226,490	95050100001360
1137	MBARARA	537	Nyaruhandagazi Health centre 1	HC II	GOV	505301	5,226,490	95050100001364
1138	MBARARA	537	Ngugo Health centre 11	HC II	GOV	505302	5,226,490	95050100003037
1139	MBARARA	537	Kitojo Health centre 11	HC II	GOV	505303	5,226,490	95050100001356
1140	MBARARA	537	Kicwamba Health centre 11	HC II	GOV	505304	5,226,490	95050100001363
1141	MBARARA	537	Rwakashakizi Health centre 11	HC II	GOV	505305	5,226,490	95050100001374
1142	MBARARA	537	Bushwere Health centre 11	HC II	GOV	505306	5,226,490	95050100001365
1143	MBARARA	537	Kigaaga Health centre 11	HC II	GOV	505307	5,226,490	95050100001353
1144	MBARARA	537	Kariro Health centre 11	HC II	GOV	506841	5,226,490	2520801627
1145	MBARARA	537	Nyabisirira Health centre 11	HC II	GOV	506842	5,226,490	95050100001334
1146	MBARARA	537	Nyakabaare Health centre 11	HC II	GOV	506843	5,226,490	95050100001366
1147	MBARARA	537	Kikonkoma Health centre 11	HC II	GOV	506844	5,226,490	95050100003099
1148	MBARARA	537	Ryamiyonga Health Centre II	HC II	GOV	552357	5,226,490	9050100001354
		537 Total					423,613,006	
1149	MOROTO	538	St Pius Kidepo Rupa Health Centre III	HC III	UCMB	504933	7,894,832	6320600011
1150	MOROTO	538	Loputuk Health Centre III	HC II	UCMB	506787	7,894,832	6320600010
1151	MOROTO	538	Tapac Health Centre III	HC III	UCMB	504935	7,281,831	6320600009
1152	MOROTO	538	Lotirir Health Centre II	HC II	UPMB	506788	2,770,914	6320600046
1153	MOROTO	538	Nadunget Health Centre III	HC III	GOV	504934	15,893,235	6310500164
1154	MOROTO	538	Kakingol HealthCentre III	HC III	GOV	504928	11,653,131	6310500161
1155	MOROTO	538	Ruupa Health Centre II	HC II	GOV	504929	5,541,827	6310500163
1156	MOROTO	538	Lopelipel Health Centre II	HC II	GOV	504930	5,541,827	6310500162
1157	MOROTO	538	Nakiloro Health Centre II	HC II	GOV	504931	5,541,827	6310500156
1158	MOROTO	538	Kosiroy Health Centre II	HC II	GOV	506786	5,541,827	6310500157
		538 Total					75,556,083	
1159	MOYO	539	MOYO HOSPITAL	Hospital	GOV	505329	297,194,707	9030006300358
1160	MOYO	539	FR BILBAO MEMORIAL HEALTH CENT	HC III	UCMB	505330	9,000,000	121094817901
1161	MOYO	539	MOYO MISSION HCIII	HC IV	UCMB	505331	9,000,000	9030003549053
1162	MOYO	539	EREPI HEALTH CENTRE II	HC II	UPMB	505332	5,000,000	9030003497096
1163	MOYO	539	OBONGI HC IV	HC IV	GOV	505359	45,361,807	140575656401
1164	MOYO	539	DUFILE HC III	HC III	GOV	505336	6,963,460	140513170101
1165	MOYO	539	LAROPI HC III	HC III	GOV	505337	6,963,460	140591470201
1166	MOYO	539	EREMI HC III	HC III	GOV	505338	6,963,460	140513155401
1167	MOYO	539	ERIA HC III	HC III	GOV	505339	6,963,460	140511465701
1168	MOYO	539	LEFORI HC II	HC III	GOV	505340	6,963,460	140591451501
1169	MOYO	539	ALIBA HC III	HC III	GOV	505352	6,963,460	140562531901
1170	MOYO	539	PALORINYA HC III	HC III	GOV	505356	6,963,460	140591453301
1171	MOYO	539	METU HC III	HC III	GOV	506852	6,963,460	140591464001
1172	MOYO	539	LOGOBA HC III	HC III	GOV	506853	6,963,460	140513161701
1173	MOYO	539	BESIA HC III	HC III	GOV	506856	6,963,460	140575616501
1174	MOYO	539	ITULA HC III	HC III	GOV	506860	6,963,460	140513170901
1175	MOYO	539	LAMA HEALTH CENTRE II	HC II	GOV	505333	2,986,400	121094813001
1176	MOYO	539	KALI HEALTH CENTREII	HC II	GOV	505334	2,986,400	140546093801
1177	MOYO	539	BELAMELING HEALTH CENTRE II	HC II	GOV	505335	2,986,400	140546053601
1178	MOYO	539	IBAKWE HEALTH CENTRE II	HC II	GOV	506851	2,986,400	121094671801

Sector Grant and Budget Guidelines FY 2017/18

S/N	VOTE NAME	VOTE NO	ACCOUNT NAME	LEVEL	OWNER SHIP	IFMS SUPPLIER ID	ANNUAL BUDGET FY2017/18	BANK ACCOUNT NUMBERS
1179	MOYO	539	PANYANGA HC II	HC II	GOV	505341	1,955,136	140513185801
1180	MOYO	539	PAANJALA HC II	HC II	GOV	505342	1,955,136	140575652401
1181	MOYO	539	GBALALA HC II	HC II	GOV	505343	1,955,136	140511451901
1182	MOYO	539	ORI HC II	HC II	GOV	505344	1,955,136	140562532701
1183	MOYO	539	GOOPI HC II	HC II	GOV	505345	1,955,136	140513154701
1184	MOYO	539	GBARI HC II	HC II	GOV	505346	1,955,136	140511472601
1185	MOYO	539	RAMOGI HC II	HC II	GOV	505347	1,955,136	140513155801
1186	MOYO	539	COHWE HC II	HC II	GOV	505348	1,955,136	140591468201
1187	MOYO	539	MUNU HC II	HC II	GOV	505349	1,955,136	140510012901
1188	MOYO	539	AFOJI HC II	HC II	GOV	505350	1,955,136	140518917801
1189	MOYO	539	OPIRO HC II	HC II	GOV	505351	1,955,136	140513199601
1190	MOYO	539	INDILINGA HC II	HC II	GOV	505353	1,955,136	140591470801
1191	MOYO	539	LIWA HC II	HC II	GOV	505354	1,955,136	140511453301
1192	MOYO	539	LOMUNGA HC II	HC II	GOV	505355	1,955,136	140513149901
1193	MOYO	539	IBOA HC II	HC II	GOV	505357	1,955,136	140511472401
1194	MOYO	539	AYA HC II	HC II	GOV	506854	1,955,136	140513190801
1195	MOYO	539	KWEYO HC II	HC II	GOV	506855	1,955,136	140591465901
1196	MOYO	539	GWERE HC II	HC II	GOV	506857	1,955,136	140513187501
1197	MOYO	539	ABESO HC II	HC II	GOV	506858	1,955,136	9030005448505
1198	MOYO	539	MADUGA HC II	HC II	GOV	506859	1,955,136	140510317701
1199	MOYO	539	ARRA HC II	HC II	GOV	548237	1,955,136	140511465501
1200	MOYO	539	WAKA HC II	HC II	GOV	505358	1,954,896	140513154101
		539 Total					497,112,919	
1201	MPIGI	540	Nkozi Hospital	Hospital	UCMB	24852	102,627,929	3910600002
1202	MPIGI	540	Ggoli Health Centre	HC III	UCMB	28342	4,264,945	9030005873974
1203	MPIGI	540	Mitala Maria Health Centre III	HC III	UCMB	506067	4,264,945	140026657901
1204	MPIGI	540	St Monica Katende Health Cent	HC III	UCMB	506069	4,264,945	121026580201
1205	MPIGI	540	Nswanjere Health Centre III	HC III	UCMB	506072	4,264,945	3020453417
1206	MPIGI	540	St Luke Kkongwe Health Centre I	HC III	UCMB	507284	4,264,945	121026898401
1207	MPIGI	540	Mpigi Health Centre IV	HC IV	GOV	500829	31,460,635	9030005874326
1208	MPIGI	540	Buwama Health Centre III	HC III	GOV	506062	10,410,299	121026975201
1209	MPIGI	540	Bunjako Health Centre III	HC III	GOV	506063	10,410,299	121026974701
1210	MPIGI	540	Ggolo Health Centre III	HC III	GOV	506064	10,410,299	121026974601
1211	MPIGI	540	Kituntu Health Centre III	HC III	GOV	506065	10,410,299	121026640001
1212	MPIGI	540	Nnindye Health Centre III	HC III	GOV	506068	10,410,299	121027113101
1213	MPIGI	540	Muduuma Health Centre III	HC III	GOV	506073	10,410,299	121027042601
1214	MPIGI	540	Butoolo Health Centre III	HC III	GOV	506074	10,410,299	121027097201
1215	MPIGI	540	Sekiwunga Health Centre III	HC III	GOV	506075	10,410,299	121027076101
1216	MPIGI	540	Buyiga Health centre III	HC III	GOV	506079	10,410,299	9030005502089
1217	MPIGI	540	Kyaali Health Centre III	HC III	GOV	506080	10,410,299	121027060201
1218	MPIGI	540	Kampiringisa Health Centre	HC III	GOV	507285	10,410,299	9030001089594
1219	MPIGI	540	Bukasa Health Centre II	HC II	GOV	506061	3,519,407	121027575701
1220	MPIGI	540	Nabyewanga Health Centre II	HC II	GOV	506066	3,519,407	121026974501
1221	MPIGI	540	EPI Centre Kringente H Centre	HC II	GOV	506076	3,519,407	121027107101
1222	MPIGI	540	Kafumu Health Centre II	HC II	GOV	506077	3,519,407	121027039101
1223	MPIGI	540	Kibumbiro Health Centre II	HC II	GOV	506078	3,519,407	121027630401
1224	MPIGI	540	DDHs Clinic Health Centre II	HC II	GOV	507286	3,519,407	121027077201
1225	MPIGI	540	Bumoozi Health Centre II	HC II	GOV	507287	3,519,407	9030005502364
		540 Total					294,562,422	
1226	MUBENDE	541	St Gabriel Mirembe Maria	HC III	UCMB	506120	5,499,351	9020014112
1227	MUBENDE	541	ST JOSEPH MADUDU HC III	HC III	UCMB	506123	5,499,351	121029944801
1228	MUBENDE	541	St Matia Mulumba HC III	HC III	UCMB	507146	5,499,351	9020034436
1229	MUBENDE	541	Kyannamugera HC II	HC II	UPMB	506119	2,749,680	121028271301
1230	MUBENDE	541	Kakungube Health Centre	HC II	UMMB	506118	2,635,608	9010301257
1231	MUBENDE	541	Kigalama Dispensary	HC II	UPMB	506122	2,635,608	140528067101
1232	MUBENDE	541	KITOKOLO HEALTH CENTRE	HC II	UPMB	507145	2,635,608	9010603112
1233	MUBENDE	541	Kiganda HC IV	HC IV	GOV	506114	29,646,277	140570106101

Sector Grant and Budget Guidelines FY 2017/18

S/N	VOTE NAME	VOTE NO	ACCOUNT NAME	LEVEL	OWNER SHIP	IFMS SUPPLIER ID	ANNUAL BUDGET FY2017/18	BANK ACCOUNT NUMBERS
1234	MUBENDE	541	Kassanda HC IV	HC IV	GOV	506103	24,616,807	140544645001
1235	MUBENDE	541	Kasambya HC III	HC III	GOV	506087	9,680,803	140570042601
1236	MUBENDE	541	Nabingoola HC III	HC III	GOV	506090	9,117,503	9030006735451
1237	MUBENDE	541	Kiyuni HC III	HC III	GOV	506093	9,117,503	140570112901
1238	MUBENDE	541	Madudu HC III	HC III	GOV	506098	9,117,503	140520568401
1239	MUBENDE	541	Bukuya Dispensary	HC III	GOV	506107	9,117,503	9030006769070
1240	MUBENDE	541	Kalonga HC III	HC III	GOV	506113	9,117,503	140520612201
1241	MUBENDE	541	Musozi HC III	HC III	GOV	506115	9,117,503	140528227901
1242	MUBENDE	541	Myanzi HC III	HC III	GOV	506121	9,117,503	140528227401
1243	MUBENDE	541	Kibalinga HC III	HC III	GOV	507289	9,117,503	140520588001
1244	MUBENDE	541	Kitenga HC III	HC III	GOV	507296	9,117,503	140520568001
1245	MUBENDE	541	Butoloogo HC II	HC III	GOV	506101	9,117,503	140570049701
1246	MUBENDE	541	Butawata HC II	HC II	GOV	506086	2,338,267	140570052701
1247	MUBENDE	541	Mugungulu HC II	HC II	GOV	506083	2,338,267	140558622701
1248	MUBENDE	541	Nkandwa HC II	HC II	GOV	506084	2,338,267	140520590001
1249	MUBENDE	541	Kaabowa HC II	HC II	GOV	506085	2,338,267	140571353201
1250	MUBENDE	541	Kyakasa HC III	HC II	GOV	506089	2,338,267	140520573801
1251	MUBENDE	541	Kiyita HC II	HC II	GOV	506091	2,338,267	140520574501
1252	MUBENDE	541	Kabalungi HC II	HC II	GOV	506092	2,338,267	140520530401
1253	MUBENDE	541	Kakigando HC II	HC II	GOV	506097	2,338,267	140520529901
1254	MUBENDE	541	Kansambya HC II	HC II	GOV	506099	2,338,267	140569781601
1255	MUBENDE	541	Kikoma HC II	HC II	GOV	506100	2,338,267	140528486401
1256	MUBENDE	541	Kituule HC II	HC II	GOV	506102	2,338,267	140520575601
1257	MUBENDE	541	Nabugondo HC II	HC II	GOV	506104	2,338,267	140570067601
1258	MUBENDE	541	Kabulubutu HC II	HC II	GOV	506105	2,338,267	140570066601
1259	MUBENDE	541	Kikandwa HC II	HC II	GOV	506106	2,338,267	140570069101
1260	MUBENDE	541	Kyakiddu HC II	HC II	GOV	506108	2,338,267	140558622901
1261	MUBENDE	541	Makokoto Health Centre II	HC II	GOV	506109	2,338,267	140528551201
1262	MUBENDE	541	Bira HC II	HC II	GOV	506110	2,338,267	140565071501
1263	MUBENDE	541	Kayebe HC II	HC II	GOV	506111	2,338,267	140520611901
1264	MUBENDE	541	Kabyuma HC II	HC II	GOV	506112	2,338,267	140520567401
1265	MUBENDE	541	Kyasansuwa HC II	HC II	GOV	506116	2,338,267	140520571701
1266	MUBENDE	541	Kyakatebe HC II	HC II	GOV	506117	2,338,267	140596063001
1267	MUBENDE	541	Bugonzi HC II	HC II	GOV	507142	2,338,267	140570123401
1268	MUBENDE	541	Kiryannongo HC II	HC II	GOV	507143	2,338,267	140520568501
1269	MUBENDE	541	Kasaana HC II	HC II	GOV	507144	2,338,267	25011020000176
1270	MUBENDE	541	Mawujjo HC II	HC II	GOV	507290	2,338,267	140570059701
1271	MUBENDE	541	Kabbo HC II	HC II	GOV	507291	2,338,267	140520568801
1272	MUBENDE	541	Kanyogoga HC II	HC II	GOV	507292	2,338,267	140570050401
1273	MUBENDE	541	Namabaale HC II	HC II	GOV	507293	2,338,267	140518118801
1274	MUBENDE	541	Bweyongedde HC II	HC II	GOV	507294	2,338,267	140528230301
1275	MUBENDE	541	Buseregenyu HC II	HC II	GOV	507295	2,338,267	140570105901
1276	MUBENDE	541	Mundadde HC II	HC II	GOV	548116	2,338,267	140528310901
1277	MUBENDE	541	Lubimbiri HC II	HC II	GOV	548117	2,338,267	140520528701
1278	MUBENDE	541	Gayaza HC II	HC II	GOV	548229	2,338,267	9030007417534
		541 Total					259,436,271	
1279	MUKONO	542	St Francis Nagalama hospital	Hospital	UCMB	505717	64,361,833	9030005872714
1280	MUKONO	542	MUKONO COU	HC IV	UPMB	505689	5,204,781	9030005871866
1281	MUKONO	542	KYETUME SDA HEALTH CENTRE	HC III	UPMB	505690	3,000,164	140024864201
1282	MUKONO	542	NOAH'S ARK HEALTH CENTRE	HC III	UPMB	505691	2,735,379	146088113700
1283	MUKONO	542	BUKERERE HEALTH CENTRE	HC II	UCMB	505692	2,735,379	121023936101
1284	MUKONO	542	NAMUYENJE HEALTH CENTRE	HC II	UPMB	505694	2,735,379	140574269401
1285	MUKONO	542	KASAWO MISSION HEALTH CENTRE	HC II	UCMB	505695	2,735,379	140023992101
1286	MUKONO	542	KOJJA HEALTH CENTRE	HC IV	GOV	505696	23,885,604	140023930101
1287	MUKONO	542	KOOME HEALTH CENTRE	HC III	GOV	505697	10,408,055	140523931401
1288	MUKONO	542	KATOOGO HEALTH CENTRE	HC III	GOV	505698	10,408,055	140523774001
1289	MUKONO	542	NABALANGA HEALTH CENTRE	HC III	GOV	505699	10,408,055	140574207801

Sector Grant and Budget Guidelines FY 2017/18

S/N	VOTE NAME	VOTE NO	ACCOUNT NAME	LEVEL	OWNER SHIP	IFMS SUPPLIER ID	ANNUAL BUDGET FY2017/18	BANK ACCOUNT NUMBERS
1290	MUKONO	542	NAMUGANGA HC	HC III	GOV	505701	10,408,055	140523690701
1291	MUKONO	542	KABANGA HC	HC III	GOV	505702	10,408,055	140526295201
1292	MUKONO	542	MPUNGE HC	HC III	GOV	505703	10,408,055	121023917401
1293	MUKONO	542	SEETA NAZIGO HEALTH CENTRE	HC III	GOV	507033	10,408,055	140574210101
1294	MUKONO	542	KASAWO HEALTH CENTRE	HC III	GOV	507035	10,408,055	140574206701
1295	MUKONO	542	KYABAZAALA HC	HC III	GOV	507036	10,408,055	140523922201
1296	MUKONO	542	KYAMPISI HEALTH CENTRE	HC III	GOV	505715	8,993,301	4220400070
1297	MUKONO	542	NAKIFUMA HC	HC III	GOV	505700	8,916,329	140023694101
1298	MUKONO	542	NAGOJJE HC	HC III	GOV	507034	8,916,329	121031008501
1299	MUKONO	542	KIMENYEDDE HC	HC II	GOV	505711	3,432,747	140574211401
1300	MUKONO	542	KIGOGOLA HC	HC II	GOV	505712	3,432,747	140523690001
1301	MUKONO	542	SEETA KASAWO HC	HC II	GOV	505713	3,432,747	140574207701
1302	MUKONO	542	WAGGALA HC	HC II	GOV	505714	3,432,747	140563480501
1303	MUKONO	542	KYABALOGO HEALTH CENTRE	HC II	GOV	505716	3,432,747	4220400053
1304	MUKONO	542	KATENTE HC	HC II	GOV	507040	3,432,747	9030001850880
1305	MUKONO	542	KASANA HEALTH CENTRE	HC II	GOV	507041	3,432,747	140523957201
1306	MUKONO	542	KANSAMBWE HC	HC II	GOV	507042	3,432,747	4220400056
1307	MUKONO	542	MPOMA HC	HC II	GOV	505704	2,991,824	140574204001
1308	MUKONO	542	BUNTABA HC	HC II	GOV	505705	2,991,824	140574212601
1309	MUKONO	542	MBALIGA HC	HC II	GOV	505706	2,991,824	140574205701
1310	MUKONO	542	NAMASUMBI HC	HC II	GOV	505707	2,991,824	140561018701
1311	MUKONO	542	KATEETE HC	HC II	GOV	505708	2,991,824	140574206801
1312	MUKONO	542	DDAMBA HC	HC II	GOV	505709	2,991,824	140574213601
1313	MUKONO	542	BUGOYE HEALTH CENTRE	HC II	GOV	505710	2,991,824	140593866001
1314	MUKONO	542	BULIKA HC	HC II	GOV	507037	2,991,824	140574204501
1315	MUKONO	542	KIYOOLA HC	HC II	GOV	507038	2,991,824	140560388701
1316	MUKONO	542	JOSEPH MUKASA HEALTH CENTRE M	HC II	GOV	507039	2,991,824	140574147701
		542 Total					285,272,572	
1317	NAKAPIRIPIRIT	543	ST MATHIAS AMALER HEALTH CENTR	HC III	UCMB	504380	7,840,310	6320600012
1318	NAKAPIRIPIRIT	543	NABULENGER HEALTH CENTRE II	HC II	UCMB	504383	6,839,611	6320600028
1319	NAKAPIRIPIRIT	543	KARINGA HEALTH CENTRE III	HC II	UCMB	504381	6,339,261	6320600013
1320	NAKAPIRIPIRIT	543	NABILATUK MISSION HEALTH II	HC II	UCMB	504382	6,339,261	6320600014
1321	NAKAPIRIPIRIT	543	NAYONAI ANGIKALIO HEALTH CENTRE II	HC II	UCMB	504379	2,248,020	6320600029
1322	NAKAPIRIPIRIT	543	CHEKWII HEALTH SUBDISTRICT	HC IV	GOV	504374	19,712,608	140040022201
1323	NAKAPIRIPIRIT	543	PIAN HEALTH SUBDISTRICT	HC IV	GOV	506679	19,712,608	140040008401
1324	NAKAPIRIPIRIT	543	NAMALU HEALTH CENTRE III	HC III	GOV	504375	8,369,698	6320600025
1325	NAKAPIRIPIRIT	543	NAKAPIRIPIRIT HEALTH CENTRE II	HC III	GOV	504376	8,069,488	6320600023
1326	NAKAPIRIPIRIT	543	LORENGEDWAT HEALTH CENTRE III	HC III	GOV	504377	7,669,208	6320600027
1327	NAKAPIRIPIRIT	543	LOLACHAT HEALTH CENTRE III	HC III	GOV	506680	7,669,208	6320600026
1328	NAKAPIRIPIRIT	543	LEMUSUI HEALTH CENTRE III	HC III	GOV	504378	7,068,789	6320600024
1329	NAKAPIRIPIRIT	543	NATIRAE HEALTH CENTRE II	HC II	GOV	506681	2,101,468	6320600030
		543 Total					109,979,539	
1330	NAKASONGOLA	544	Mayirikiti HCII	HC II	UPMB	504488	5,161,520	2110028000439
1331	NAKASONGOLA	544	Wampiti HCII	HC II	UPMB	504489	5,161,520	2110028000381
1332	NAKASONGOLA	544	Our Ladyof LOUDES HCIII	HC III	UCMB	506712	5,161,520	2110028000036
1333	NAKASONGOLA	544	Nakasongola HCIV	HC IV	GOV	504945	37,816,735	2110028000088
1334	NAKASONGOLA	544	Nabiswera HCIV	HC IV	GOV	504486	13,001,392	2110028000129
1335	NAKASONGOLA	544	Kakooge HCIII	HC III	GOV	504482	5,325,204	2110028000100
1336	NAKASONGOLA	544	Nakayonza HCIII	HC III	GOV	504942	5,325,204	2110028000108
1337	NAKASONGOLA	544	Nakitoma HCIII	HC III	GOV	504944	5,325,204	2110028000086
1338	NAKASONGOLA	544	Bamugolodde HCIII	HC III	GOV	507064	5,325,204	2110028000087
1339	NAKASONGOLA	544	Kalungi HCIII	HC III	GOV	507065	5,325,204	2110028000095
1340	NAKASONGOLA	544	Wabigalo HCIII	HC III	GOV	504483	5,182,587	2110028000117
1341	NAKASONGOLA	544	Lwampanga HCIII	HC III	GOV	504943	5,182,587	2110028000104

Sector Grant and Budget Guidelines FY 2017/18

S/N	VOTE NAME	VOTE NO	ACCOUNT NAME	LEVEL	OWNER SHIP	IFMS SUPPLIER ID	ANNUAL BUDGET FY2017/18	BANK ACCOUNT NUMBERS
1342	NAKASONGOLA	544	Walukunyua HCII	HC II	GOV	504477	1,501,798	2110028000112
1343	NAKASONGOLA	544	Batuusa HCII	HC II	GOV	504478	1,501,798	2110028000099
1344	NAKASONGOLA	544	Kisaalizi HCII	HC II	GOV	504480	1,501,798	2110028000092
1345	NAKASONGOLA	544	Sikyee HCII	HC II	GOV	504481	1,501,798	2110028000111
1346	NAKASONGOLA	544	KikoogeHCII	HC II	GOV	504484	1,501,798	2110028000107
1347	NAKASONGOLA	544	Kiralamba HCII	HC II	GOV	504485	1,501,798	2110028000128
1348	NAKASONGOLA	544	Kikoiro HCII	HC II	GOV	504487	1,501,798	2110028000130
1349	NAKASONGOLA	544	Kiwambya HCII	HC II	GOV	504936	1,501,798	2110028000090
1350	NAKASONGOLA	544	Muwunami HCII	HC II	GOV	504937	1,501,798	2110028000089
1351	NAKASONGOLA	544	Kazwama HCII	HC II	GOV	504938	1,501,798	2110028000096
1352	NAKASONGOLA	544	Buyamba HCII	HC II	GOV	504940	1,501,798	2110028000109
1353	NAKASONGOLA	544	Mulonzi HCII	HC II	GOV	504941	1,501,798	2110028000106
1354	NAKASONGOLA	544	Kamunina HCII	HC II	GOV	504946	1,501,798	2110028000105
1355	NAKASONGOLA	544	Kakoola HCII	HC II	GOV	506789	1,501,798	2110028000091
1356	NAKASONGOLA	544	Kyeyindula HCII	HC II	GOV	506790	1,501,798	2110028000093
1357	NAKASONGOLA	544	Kasozzi HCII	HC II	GOV	504479	1,370,573	2110028000113
1358	NAKASONGOLA	544	Lwabiyata HCII	HC II	GOV	504939	1,370,573	2110028000103
1359	NAKASONGOLA	544	Njeru HCII	HC II	GOV	507066	1,370,573	2110028000098
		544 Total					129,932,580	
1360	NEBBI	545	NEBBI HOSPITAL	Hospital	GOV	464041	296,970,130	140093052301
1361	NEBBI	545	ST LUKE HOSPITAL DELEGATED FUN	Hospital	UCMB	506945	172,857,050	9030006247686
1362	NEBBI	545	GOLI HEALTH CENTRE GRANT	HC IV	UPMB	505400	8,615,602	9030006246868
1363	NEBBI	545	OUR LADY OF FATIMA ORUSSI HEAL	HC III	UCMB	505401	7,096,272	140093264901
1364	NEBBI	545	PADWOT MIDYERE HEALTH CENTRE I	HC III	UPMB	505402	6,459,427	140093341701
1365	NEBBI	545	PAROMBO HEALTH CENTRE III	HC III	GOV	505380	4,014,020	140573582601
1366	NEBBI	545	JUPANZIRI HEALTH CENTRE III	HC III	GOV	505381	4,014,020	140573592701
1367	NEBBI	545	NYARAVUR HEALTH CENTRE III	HC III	GOV	505382	4,014,020	140573592801
1368	NEBBI	545	KUCWINY HEALTH CENTRE III	HC III	GOV	505383	4,014,020	140573585301
1369	NEBBI	545	AKWORO HEALTH CENTRE III	HC III	GOV	506941	4,014,020	140573582801
1370	NEBBI	545	KALOWANG HEALTH CENTRE III	HC III	GOV	506942	4,014,020	140573585901
1371	NEBBI	545	PAMINYA HEALTH CENTRE III	HC III	GOV	548120	4,014,020	140573588101
1372	NEBBI	545	ERUSSI HEALTH CENTRE II	HC II	GOV	505385	1,381,687	140573590201
1373	NEBBI	545	ABONGU HEALTH CENTRE II	HC II	GOV	505386	1,381,687	140573592001
1374	NEBBI	545	OSSI HEALTH CENTRE II	HC II	GOV	505387	1,381,687	140573602501
1375	NEBBI	545	KIKOBEJUPALA HEALTH CENTRE II	HC II	GOV	505388	1,381,687	140573585201
1376	NEBBI	545	KITUNA HEALTH CENTRE II	HC II	GOV	505396	1,381,687	140573583101
1377	NEBBI	545	JUPANGIRAHEALTH CENTRE II	HC II	GOV	505398	1,381,687	140573594201
1378	NEBBI	545	PAGWATA HEALTH CENTRE II	HC II	GOV	505399	1,381,687	140572812101
1379	NEBBI	545	KOCH HEALTH CENTRE II	HC II	GOV	506943	1,381,687	140573586801
1380	NEBBI	545	PAMAKA HEALTH CENTRE II	HC II	GOV	506944	1,381,687	140512493701
1381	NEBBI	545	OWEKO HEALTH CENTRE II	HC II	GOV	548118	1,381,687	9030007357760
		545 Total					533,913,488	
1382	NTUNGAMO	546	ITOJO HOSPITAL DELEGATED FUND	Hospital	GOV	504228	192,372,672	9030005759292
1383	NTUNGAMO	546	ST LUCIA KAGAMBA	HC III	UCMB	504229	5,004,433	9030002194979
1384	NTUNGAMO	546	RUSHOOKA HEALTH UNIT 2	HC II	UCMB	504230	5,004,433	5320400303
1385	NTUNGAMO	546	RUBAARE HC IV (HSD)	HC IV	GOV	504203	45,111,163	9030005605988
1386	NTUNGAMO	546	KITWE HC IV	HC IV	GOV	504209	45,111,163	9030005606062
1387	NTUNGAMO	546	RWASHAMAIRE HC IV	HC IV	GOV	504220	45,111,163	9030005606038
1388	NTUNGAMO	546	NGOMA HC III	HC III	GOV	504205	9,329,503	9030005605961
1389	NTUNGAMO	546	NYAKYEERA HC III	HC III	GOV	504210	9,329,503	9030005120275
1390	NTUNGAMO	546	BUTARE HC III	HC III	GOV	504211	9,329,503	9030006107515
1391	NTUNGAMO	546	BWONGYERA HC III	HC III	GOV	504221	9,329,503	9030004011715
1392	NTUNGAMO	546	RUKONI HC III	HC III	GOV	504222	9,329,503	9030005665174
1393	NTUNGAMO	546	RUGARAMA HC III	HC III	GOV	506351	9,329,503	9030005519712

Sector Grant and Budget Guidelines FY 2017/18

S/N	VOTE NAME	VOTE NO	ACCOUNT NAME	LEVEL	OWNER SHIP	IFMS SUPPLIER ID	ANNUAL BUDGET FY2017/18	BANK ACCOUNT NUMBERS
1394	NTUNGAMO	546	RWEIKINIRO HC III	HC III	GOV	506353	9,329,503	9030005138530
1395	NTUNGAMO	546	RUHAAMA HC III	HC III	GOV	506354	9,329,503	9030004512749
1396	NTUNGAMO	546	KITONDO HC III	HC III	GOV	506358	9,329,503	9030004361872
1397	NTUNGAMO	546	KAYONZA HC III	HC III	GOV	548216	9,329,503	9030005430959
1398	NTUNGAMO	546	NYAKIBIGI HC II	HC II	GOV	504225	1,185,229	9030004820117
1399	NTUNGAMO	546	KYAFOORA HCII	HC II	GOV	504206	1,185,229	9030005341204
1400	NTUNGAMO	546	KIGAAGA HC II	HC II	GOV	504207	1,185,229	9030007794052
1401	NTUNGAMO	546	NYANGA HC II	HC II	GOV	504208	1,185,229	9030005431769
1402	NTUNGAMO	546	KIBEHO HC II	HC II	GOV	504212	1,185,229	9030005775956
1403	NTUNGAMO	546	NYABURIZA HC II	HC II	GOV	504213	1,185,229	9030004312456
1404	NTUNGAMO	546	KISHAMI HC II	HC II	GOV	504214	1,185,229	9030004032542
1405	NTUNGAMO	546	NYONGOZI HC II	HC II	GOV	504215	1,185,229	9030005145375
1406	NTUNGAMO	546	KAFUNJO HC II	HC II	GOV	504216	1,185,229	9030007802667
1407	NTUNGAMO	546	KIYOORA HC II	HC II	GOV	504217	1,185,229	9030005079038
1408	NTUNGAMO	546	NGOMBA HC II	HC II	GOV	504218	1,185,229	9030004626558
1409	NTUNGAMO	546	KYAMWASHA HC II	HC II	GOV	504219	1,185,229	9030005606321
1410	NTUNGAMO	546	NYABUSHENYI HC II	HC II	GOV	504223	1,185,229	9030004553585
1411	NTUNGAMO	546	KARURUMA HC II	HC II	GOV	504224	1,185,229	9030005606240
1412	NTUNGAMO	546	ITERERO HC II	HC II	GOV	504227	1,185,229	9030004362046
1413	NTUNGAMO	546	KAINA HC II	HC II	GOV	506352	1,185,229	5310500021
1414	NTUNGAMO	546	BUHANAMA HC II	HC II	GOV	506355	1,185,229	9030005931818
1415	NTUNGAMO	546	NYARUBARE HC II	HC II	GOV	506356	1,185,229	9030004991051
1416	NTUNGAMO	546	RWOHO HC II	HC II	GOV	506357	1,185,229	9030005606372
1417	NTUNGAMO	546	RWAMABONDO HC II	HC II	GOV	506359	1,185,229	9030001348859
1418	NTUNGAMO	546	RUKARANGO HC II	HC II	GOV	506360	1,185,229	9030004846280
1419	NTUNGAMO	546	RWANDA HC II	HC II	GOV	506361	1,185,229	9030005606313
1420	NTUNGAMO	546	IHUNGA HC II	HC II	GOV	548223	1,185,229	9030005143534
		546 Total					458,270,336	
1421	PADER	547	Mary Immaculate Health Centre	HC II	UCMB	506412	5,228,589	1010400062
1422	PADER	547	Pajule HC IV	HC IV	GOV	506411	29,423,597	1403500244480
1423	PADER	547	Angagura HC III	HC III	GOV	506397	7,702,401	1403500244534
1424	PADER	547	Atanga HC III	HC III	GOV	506398	7,702,401	1403500707393
1425	PADER	547	Awere HC III	HC III	GOV	506399	7,702,401	1403500208116
1426	PADER	547	Kilak HC III	HC III	GOV	506402	7,702,401	1403500208031
1427	PADER	547	Laguti HC III	HC III	GOV	506404	7,702,401	1403500208048
1428	PADER	547	Puranga HC III	HC III	GOV	507169	7,702,401	1403500208055
1429	PADER	547	Pader HC III	HC III	GOV	507271	7,702,401	1403500246488
1430	PADER	547	ACHOLIBUR HEALTH CENTRE III	HC III	GOV	548121	7,702,401	01403551571213
1431	PADER	547	LATANYA HEALTH CENTRE III	HC II	GOV	548122	2,002,382	01403551571277
1432	PADER	547	Alim HC II	HC II	GOV	506395	2,002,382	1403500244541
1433	PADER	547	Amilobo HC II	HC II	GOV	506396	2,002,382	1403500208000
1434	PADER	547	Bolo HC II	HC II	GOV	506400	2,002,382	1403500208062
1435	PADER	547	Dure HC II	HC II	GOV	506401	2,002,382	1403551571189
1436	PADER	547	Lagile HC II	HC II	GOV	506403	2,002,382	1403500208079
1437	PADER	547	Ogago HC II	HC II	GOV	506405	2,002,382	1403500244527
1438	PADER	547	Ogonyo HC II	HC II	GOV	506406	2,002,382	1403500244503
1439	PADER	547	Oguta HC II	HC II	GOV	506407	2,002,382	1403500208093
1440	PADER	547	Okinga HC II	HC II	GOV	506408	2,002,382	1403500208086
1441	PADER	547	Paiula HC II	HC II	GOV	506409	2,002,382	1403500242905
1442	PADER	547	Porogali HC II	HC II	GOV	506410	2,002,382	1403500208154
1443	PADER	547	LAWIRE HEALTH CENTRE II	HC II	GOV	548123	2,002,382	01403552510370
1444	PADER	547	WIPOLO HEALTH CENTRE	HC II	GOV	548127	2,002,382	01403551499609
		547 Total					124,304,740	
1445	PALLISA	548	PALLISA DISTRICT HOSPITAL	Hospital	GOV	506394	178,766,646	140024502501
1446	PALLISA	548	PALLISA MISSION DISPENSARY	HC III	UCMB	507268	4,089,915	140512245001
1447	PALLISA	548	PALLISA TC HEALTH CENTE III	HC III	GOV	506374	7,634,577	140519798101
1448	PALLISA	548	GOGONYO HEALTH CENTRE III	HC III	GOV	506375	7,634,577	140519825401

Sector Grant and Budget Guidelines FY 2017/18

S/N	VOTE NAME	VOTE NO	ACCOUNT NAME	LEVEL	OWNER SHIP	IFMS SUPPLIER ID	ANNUAL BUDGET FY2017/18	BANK ACCOUNT NUMBERS
1449	PALLISA	548	APOPONG HEALTH CENTRE III	HC III	GOV	506376	7,634,577	140519794101
1450	PALLISA	548	KAMUGE HEALTH CENTRE III	HC III	GOV	506377	7,634,577	140519773901
1451	PALLISA	548	KAMEKE HEALTH CENTRE III	HC III	GOV	506378	7,634,577	140519914401
1452	PALLISA	548	KASODO HEALTH CENTRE III	HC III	GOV	506379	7,634,577	140519830701
1453	PALLISA	548	KABOLOI HEALTH CENTRE III	HC III	GOV	506380	7,634,577	140519961301
1454	PALLISA	548	AGULE HEALTH CENTRE III	HC III	GOV	507262	7,634,577	140519806501
1455	PALLISA	548	MPONGI HEALTH CENTRE III	HC III	GOV	507263	7,634,577	140519774501
1456	PALLISA	548	LIMOTO HEALTH CENTRE II	HC II	GOV	506383	4,352,763	140519867801
1457	PALLISA	548	OBUTETE HEALTH CENTRE II	HC II	GOV	506384	4,352,763	140519825801
1458	PALLISA	548	OLOK HEALTH CENTRE II	HC II	GOV	506385	4,352,763	140520005301
1459	PALLISA	548	KAUKULA HEALTH CENTRE II	HC II	GOV	507266	4,352,763	140594855401
		548 Total					268,978,807	
1460	RAKAI	549	RAKAI HOSPITAL	Hospital	GOV	113992	133,687,548	9030005716534
1461	RAKAI	549	MBUYE DISPENSARY	HC III	UCMB	118261	3,829,760	6020011085
1462	RAKAI	549	BUYAMBA DISP AND MATERNITY UN	HC III	UCMB	504239	3,829,760	6020003222
1463	RAKAI	549	ST BERNARDS MANNYA HEALTH CENT	HC III	UCMB	504243	3,829,760	6020417846
1464	RAKAI	549	KAYAYUMBE HEALTH UNIT CENTER	HC II	UCMB	504241	2,551,464	6020417722
1465	RAKAI	549	LWAMAGGWA PARISH DISPENSARY	HC II	UCMB	504240	1,613,996	9030007417038
1466	RAKAI	549	Kasankala HC II	HC II	GOV	504258	1,647,552	9030007417143
1467	RAKAI	549	Kayanja Prisons HC II	HC II	GOV	504260	1,647,552	9030007417607
1468	RAKAI	549	Kyempewo HC II	HC II	GOV	506642	1,647,552	9030008012015
1469	RAKAI	549	RCBHP KASANKALA	HC II	GOV	504232	8,380,410	6010400003
1470	RAKAI	549	LWAMAGGWA HCIII	HC III	GOV	506639	5,932,075	6020414471
1471	RAKAI	549	Kyalulangira HC III	HC III	GOV	504244	5,725,958	9030007417240
1472	RAKAI	549	Lwanda HC III	HC III	GOV	504245	5,725,958	9030007417054
1473	RAKAI	549	Buyamba HC III	HC III	GOV	504246	5,725,958	9030007417062
1474	RAKAI	549	Kacheera HC III	HC III	GOV	504247	5,725,958	9030007417089
1475	RAKAI	549	Kimuli HC III	HC III	GOV	504248	5,725,958	9030006587347
1476	RAKAI	549	Kiziba HC II	HC III	GOV	504251	5,725,958	9030007417550
1477	RAKAI	549	Kifamba HC III	HC III	GOV	504286	5,725,958	9030006827941
1478	RAKAI	549	Kibanda HC III	HC III	GOV	504287	5,725,958	9030006828301
1479	RAKAI	549	Byakabanda HC III	HC III	GOV	506638	5,725,958	9030007417011
1480	RAKAI	549	Rwensinga HC II	HC II	GOV	504250	1,647,552	9030007417232
1481	RAKAI	549	Lukerere HC II	HC II	GOV	504252	1,647,552	9030007417259
1482	RAKAI	549	Lwembajjo HC II	HC II	GOV	504253	1,647,552	9030007417577
1483	RAKAI	549	Butiti HC II	HC II	GOV	504254	1,647,552	9030007417070
1484	RAKAI	549	Lwakalolo HC II	HC II	GOV	504255	1,647,552	9030007417046
1485	RAKAI	549	Kaleere HC II	HC II	GOV	504256	1,647,552	9030007417127
1486	RAKAI	549	Lwabakooba HC II	HC II	GOV	504257	1,647,552	9030007417682
1487	RAKAI	549	Kagamba HC II	HC II	GOV	504259	1,647,552	9030007417097
1488	RAKAI	549	Kakundi HC II	HC II	GOV	504261	1,647,552	9030007417593
1489	RAKAI	549	Kyabigondo HC II	HC II	GOV	504262	1,647,552	9030007417585
1490	RAKAI	549	Bugona HC II	HC II	GOV	504263	1,647,552	9030007417666
1491	RAKAI	549	Kabusota HC II	HC II	GOV	504264	1,647,552	9030007417100
1492	RAKAI	549	Katatenga HC II	HC II	GOV	504265	1,647,552	9030007417720
1493	RAKAI	549	Kayonza Kacheera HC II	HC II	GOV	504266	1,647,552	9030007417119
1494	RAKAI	549	Kayonza Ddwaniro Health Center	HC II	GOV	504267	1,647,552	9030007514246
1495	RAKAI	549	Gwanda HC II	HC II	GOV	504290	1,647,552	9030006827984
1496	RAKAI	549	BbaaleGundaHC II	HC II	GOV	504293	1,647,552	9030006828271
1497	RAKAI	549	Magabi HC II	HC II	GOV	504294	1,647,552	9030007417208
1498	RAKAI	549	Michungiro HC II	HC II	GOV	506640	1,647,552	9030007417003
1499	RAKAI	549	Kibuuka HC II	HC II	GOV	506641	1,647,552	9030007417135
1500	RAKAI	549	Kibaale HC II	HC II	GOV	548224	1,647,552	9030007417569
		549 Total					254,729,643	

Sector Grant and Budget Guidelines FY 2017/18

S/N	VOTE NAME	VOTE NO	ACCOUNT NAME	LEVEL	OWNER SHIP	IFMS SUPPLIER ID	ANNUAL BUDGET FY2017/18	BANK ACCOUNT NUMBERS
1501	RUKUNGIRI	550	Karoli Lwanga Hospital Nyakibale	Hospital	UCMB	506560	140,517,463	5110400047
1502	RUKUNGIRI	550	Kisiizi Hospital Delegated Fund	Hospital	UPMB	506507	110,270,547	9030005721546
1503	RUKUNGIRI	550	North Kigezi HC IV	HC IV	UPMB	506548	6,987,029	9030004328816
1504	RUKUNGIRI	550	Nyakishenyi HC III	HC III	UCMB	506539	4,575,770	9030005774135
1505	RUKUNGIRI	550	Nyarushanje HC III	HC III	UCMB	506540	4,575,770	9030005721996
1506	RUKUNGIRI	550	Rwengiri HC III	HC III	UCMB	506544	4,575,770	9030005721961
1507	RUKUNGIRI	550	Burombe HC III	HC III	UPMB	506554	4,575,770	9030006447006
1508	RUKUNGIRI	550	Ndama HC III	HC III	UCMB	507210	4,575,770	9030005721988
1509	RUKUNGIRI	550	Kibirizi HC III	HC III	UCMB	507213	4,575,770	9030007955188
1510	RUKUNGIRI	550	Burama HC II	HC II	UPMB	507214	4,575,770	9030005722798
1511	RUKUNGIRI	550	Rwerere HC II	HC III	UPMB	507216	4,575,770	9030002058285
1512	RUKUNGIRI	550	Nyakabungo HC II	HC II	UPMB	506538	2,133,400	9030005774194
1513	RUKUNGIRI	550	Nyakazinga HC II	HC II	UPMB	506541	2,133,400	9030007019156
1514	RUKUNGIRI	550	Rwakirungura HC II	HC II	UPMB	506542	2,133,400	9030007477782
1515	RUKUNGIRI	550	Kyamakanda HCII	HC II	UPMB	506543	2,133,400	5120400388
1516	RUKUNGIRI	550	Rutoma HC II	HC II	UCMB	506545	2,133,400	9030000013527
1517	RUKUNGIRI	550	Rwakigaju HC II	HC II	UPMB	506547	2,133,400	9030005774127
1518	RUKUNGIRI	550	KahokoHC II	HC II	UCMB	506549	2,133,400	9030002711957
1519	RUKUNGIRI	550	Rwabukoba HC II	HC II	UPMB	506550	2,133,400	9030000006016
1520	RUKUNGIRI	550	Mitoma HC II	HC II	UPMB	506551	2,133,400	9030007066626
1521	RUKUNGIRI	550	Katerampungu HC II	HC II	UPMB	506552	2,133,400	9030008005582
1522	RUKUNGIRI	550	Kyatoko HC II	HC II	UPMB	506555	2,133,400	9030005775166
1523	RUKUNGIRI	550	Mabanga HC II	HC II	UPMB	507211	2,133,400	9030007955838
1524	RUKUNGIRI	550	Kitojo HC II	HC II	UPMB	548319	2,133,400	9030005774208
1525	RUKUNGIRI	550	Masya C.O.U Health Centre II	HC II	UPMB	554553	2,133,400	9030007067207
1526	RUKUNGIRI	550	Kafunjo Health Centre II	HC II	UPMB	554556	2,133,400	9030006357147
1527	RUKUNGIRI	550	MASYA HC II	HC II	UPMB	507215	987,670	9030002763116
1528	RUKUNGIRI	550	Murama Health Centre II	HC II	UPMB	554555	987,670	9030006357430
1529	RUKUNGIRI	550	Kafunjo HCII	HC II	UPMB	505072	986,985	142091610700
1530	RUKUNGIRI	550	BUHUNGA HC IV	HC IV	GOV	506520	39,219,988	9030005774690
1531	RUKUNGIRI	550	BUGANGARI HC IV	HC IV	GOV	506518	33,226,820	9030005774887
1532	RUKUNGIRI	550	KEBISONI HC IV	HC IV	GOV	507198	28,728,442	9030005774828
1533	RUKUNGIRI	550	BIKURUNGU HCIII	HC III	GOV	506533	6,671,869	9030003537144
1534	RUKUNGIRI	550	KISIIZI HC III	HC III	GOV	506504	6,671,869	9030005722046
1535	RUKUNGIRI	550	BUYANJA HC III	HC III	GOV	506505	6,671,869	9030007067932
1536	RUKUNGIRI	550	BWAMBARA HC III	HC III	GOV	506519	6,671,869	9030007643577
1537	RUKUNGIRI	550	RWENSHAMA HC III	HC III	GOV	506521	6,671,869	9030006446999
1538	RUKUNGIRI	550	NYAKAGYEME HC III	HC III	GOV	507205	6,671,869	9030005721880
1539	RUKUNGIRI	550	RUHINDA HC III	HC III	GOV	507206	6,671,869	9030006357511
1540	RUKUNGIRI	550	Nyakishenyi Health Unit	HC III	GOV	554554	6,671,869	9030005722003
1541	RUKUNGIRI	550	Rweshama HC II	HC III	GOV	506559	6,671,869	9030007478118
1542	RUKUNGIRI	550	NGOMA HC II	HC II	GOV	507203	1,975,340	5120400421
1543	RUKUNGIRI	550	Murama HC II	HC II	GOV	506553	1,975,340	9030007115821
1544	RUKUNGIRI	550	KASHESHE HC II	HC II	GOV	506506	1,975,340	9030007068009
1545	RUKUNGIRI	550	BWANGA HC II	HC II	GOV	506508	1,975,340	9030008005906
1546	RUKUNGIRI	550	BIKUNGU HC II	HC II	GOV	506509	1,975,340	9030002138602
1547	RUKUNGIRI	550	IHUNGA HCII	HC II	GOV	506510	1,975,340	9030003537292
1548	RUKUNGIRI	550	GARUBUNDA	HC II	GOV	506511	1,975,340	9030007643909
1549	RUKUNGIRI	550	KAHENGYEHCII	HC II	GOV	506512	1,975,340	9030006803236
1550	RUKUNGIRI	550	RUYONZA HCII	HC II	GOV	506513	1,975,340	9030008005329
1551	RUKUNGIRI	550	RWAMUHIMAHHC II	HC II	GOV	506514	1,975,340	5120600048
1552	RUKUNGIRI	550	BUNONO HC II	HC II	GOV	506515	1,975,340	5110500004
1553	RUKUNGIRI	550	NYARUGANDO HC II	HC II	GOV	506516	1,975,340	5120400422
1554	RUKUNGIRI	550	BUHANDAGAZI HCII	HC II	GOV	506517	1,975,340	9030006802817
1555	RUKUNGIRI	550	NYABITEETE HC II	HC II	GOV	506522	1,975,340	9030002667494
1556	RUKUNGIRI	550	NYAKARIRO HC II	HC II	GOV	506523	1,975,340	9030007019520
1557	RUKUNGIRI	550	NYARWIMUKA HC II	HC II	GOV	506524	1,975,340	9030006357058
1558	RUKUNGIRI	550	KAKAMBA HCII	HC II	GOV	506525	1,975,340	9030008005272
1559	RUKUNGIRI	550	KIKONGI HC II	HC II	GOV	506527	1,975,340	9030008004713

Sector Grant and Budget Guidelines FY 2017/18

S/N	VOTE NAME	VOTE NO	ACCOUNT NAME	LEVEL	OWNER SHIP	IFMS SUPPLIER ID	ANNUAL BUDGET FY2017/18	BANK ACCOUNT NUMBERS
1560	RUKUNGIRI	550	NDEERE HC11	HC II	GOV	506528	1,975,340	9030005775255
1561	RUKUNGIRI	550	KYABURERE HCII	HC II	GOV	506529	1,975,340	9030007955412
1562	RUKUNGIRI	550	NYAKINENGO HC II	HC II	GOV	506530	1,975,340	9030005775794
1563	RUKUNGIRI	550	RUGANDO HCII	HC II	GOV	506531	1,975,340	9030007348796
1564	RUKUNGIRI	550	KIKARARA HC II	HC II	GOV	506532	1,975,340	9030007477960
1565	RUKUNGIRI	550	KARUHEMBE HC II	HC II	GOV	507199	1,975,340	9030000080658
1566	RUKUNGIRI	550	RUBANGA HC II	HC II	GOV	507200	1,975,340	9030005774402
1567	RUKUNGIRI	550	KATONYA HC II	HC II	GOV	507201	1,975,340	9030006357643
1568	RUKUNGIRI	550	BURORA HCII	HC II	GOV	507202	1,975,340	9030001726748
1569	RUKUNGIRI	550	KABUGA HC II	HC II	GOV	507204	1,975,340	5110500005
1570	RUKUNGIRI	550	BWANDAHCII	HC II	GOV	507207	1,975,340	9030002666579
1571	RUKUNGIRI	550	RUTEETE HC II	HC II	GOV	507209	1,975,340	5120600045
1572	RUKUNGIRI	550	NYABUSHENYI HC II	HC II	GOV	548220	1,975,340	9030007068483
1573	RUKUNGIRI	550	IBANDA HC II	HC II	GOV	548291	1,975,340	9030008005450
		550 Total					553,777,484	
1574	SEMBABULE	551	ST LUCIEN KATIMBA HCIII	HC III	UCMB	504961	5,601,243	4020002616
1575	SEMBABULE	551	NTUUSI DISP R E HCIII	HC III	UCMB	504962	5,601,243	4010607318
1576	SEMBABULE	551	ST AGATHA LWEB HCIII	HC III	UCMB	507069	3,601,243	4010607316
1577	SEMBABULE	551	LWEBITAKULI HEALTH CENTRE III	HC III	UCMB	504947	3,597,423	1033551416846
1578	SEMBABULE	551	SEMBABULE HEALTH CENTRE IV	HC IV	GOV	506952	32,665,497	1033551415643
1579	SEMBABULE	551	NTUUSI HEALTH CENTRE IV	HC IV	GOV	504957	28,028,883	1033551416864
1580	SEMBABULE	551	KYABI HEALTH CENTRE III	HC III	GOV	505416	11,067,970	1033551416679
1581	SEMBABULE	551	MATEETE HEALTH CENTRE III	HC III	GOV	505417	11,067,970	1033551416758
1582	SEMBABULE	551	LWEMIYAGA HCIII	HC III	GOV	507067	11,067,970	1033551416873
1583	SEMBABULE	551	LUGUSULU HEALTH CENTRE II	HC II	GOV	504954	5,960,644	1033551416642
1584	SEMBABULE	551	KAGANGO HEALTH CENTRE II	HC II	GOV	504951	2,026,317	1033551416217
1585	SEMBABULE	551	MITETE HEALTH CENTRE II	HC II	GOV	504952	2,026,317	1033551416800
1586	SEMBABULE	551	KABALE HEALTH CENTRE II	HC II	GOV	504955	2,026,317	1033551416855
1587	SEMBABULE	551	NTETE HEALTH CENTRE II	HC II	GOV	504956	2,026,317	1033551416837
1588	SEMBABULE	551	KYEERA HEALTH CENTRE II	HC II	GOV	504958	2,026,317	1033551416916
1589	SEMBABULE	551	KEIZOBA HEALTH CENTRE II	HC II	GOV	504959	2,026,317	1033551416891
1590	SEMBABULE	551	KAMPALA HEALTH CENTRE II	HC II	GOV	504960	2,026,317	1033551416882
1591	SEMBABULE	551	MAKOOLE HEALTH CENTRE II	HC II	GOV	507068	2,026,317	1033551415591
1592	SEMBABULE	551	KASAMBYA HEALTH CENTRE II	HC II	GOV	548213	2,026,317	1033551417058
1593	SEMBABULE	551	BUSHEKA HEALTH CENTRE II	HC II	GOV	548314	2,026,317	1033551416703
1594	SEMBABULE	551	KASAALU HEALTH CENTRE II	HC II	GOV	504948	1,668,731	1033551416697
1595	SEMBABULE	551	KAYUNGA HEALTH CENTRE II	HC II	GOV	504949	1,668,731	1033551416749
1596	SEMBABULE	551	KABUNDI HEALTH CENTRE II	HC II	GOV	504950	1,668,731	1033551416721
		551 Total					143,529,447	
1597	SIRONKO	552	BuhuguHealth Centre	HC III	UPMB	505750	3,814,906	142007673600
1598	SIRONKO	552	Buwasa Health Centre	HC IV	GOV	507047	28,759,415	142007672100
1599	SIRONKO	552	Budadiri Health Centre	HC IV	GOV	505738	25,373,796	142007672200
1600	SIRONKO	552	Sironko Health Centre	HC III	GOV	505734	9,796,384	142007671800
1601	SIRONKO	552	Buwalasi Health Centre	HC III	GOV	505737	9,796,384	142007671900
1602	SIRONKO	552	Buteza Health Centre	HC III	GOV	507046	9,796,384	142007672000
1603	SIRONKO	552	Bugitimwa Health Centre	HC III	GOV	507048	8,914,733	142007672300
1604	SIRONKO	552	Bunaseke Health Centre	HC III	GOV	505736	6,435,729	142007673200
1605	SIRONKO	552	Bunagami Health Centre	HC III	GOV	505739	6,435,729	142007673100
1606	SIRONKO	552	Bumulisha Health Centre	HC III	GOV	505740	6,435,729	142007672700
1607	SIRONKO	552	Mbaya Health Centre	HC III	GOV	505741	6,435,729	142007672900
1608	SIRONKO	552	Butandiga Health Centre	HC III	GOV	505742	6,435,729	142007673000
1609	SIRONKO	552	Bulujewa Health Centre	HC III	GOV	505745	6,435,729	142007672400
1610	SIRONKO	552	Bulwala Health Centre	HC III	GOV	507050	6,435,729	142007672800
1611	SIRONKO	552	Bumumulo Health Centre	HC III	GOV	507052	6,435,729	142007671700
1612	SIRONKO	552	Buboolo Health Centre	HC II	GOV	505746	2,819,905	142007673300
1613	SIRONKO	552	Bugusege Health Centre	HC II	GOV	505735	2,894,469	142007674100
1614	SIRONKO	552	Bubeza Health Centre	HC II	GOV	505743	2,894,469	142007673900

Sector Grant and Budget Guidelines FY 2017/18

S/N	VOTE NAME	VOTE NO	ACCOUNT NAME	LEVEL	OWNER SHIP	IFMS SUPPLIER ID	ANNUAL BUDGET FY2017/18	BANK ACCOUNT NUMBERS
1615	SIRONKO	552	Buyaya Health Centre	HC II	GOV	505744	2,894,469	142007674000
1616	SIRONKO	552	Bundege Health Centre	HC II	GOV	507049	2,894,469	142007673800
1617	SIRONKO	552	Simupondo Health Centre	HC II	GOV	505747	2,894,469	142007672500
1618	SIRONKO	552	Kyesha Health Centre	HC II	GOV	505748	2,894,469	142007674200
1619	SIRONKO	552	Mutufu Health Centre	HC II	GOV	507051	2,894,469	142007672600
		552 Total					170,819,021	
1620	SOROTI	553	Katine Catholic Health Centre	HC II	UCMB	31645	3,912,698	4510311273
1621	SOROTI	553	Madera Catholic Health Centre	HC II	UCMB	544237	2,299,062	4510311272
1622	SOROTI	553	St Peters COU Dispensary	HC II	UPMB	544239	2,299,062	9030005799294
1623	SOROTI	553	Tiriri HC IV	HC IV	GOV	506652	32,599,410	6001720056
1624	SOROTI	553	Dakabela HC III	HC III	GOV	504295	10,633,556	6001720706
1625	SOROTI	553	Soroti HC III	HC III	GOV	504296	10,633,556	6001718515
1626	SOROTI	553	Tubur HC III	HC III	GOV	504297	10,633,556	6001719783
1627	SOROTI	553	Asuret HC III	HC III	GOV	504298	10,633,556	6001719384
1628	SOROTI	553	Kamuda HC III	HC III	GOV	506653	10,633,556	6001720692
1629	SOROTI	553	Gweri HC III	HC III	GOV	506654	10,633,556	6002197438
1630	SOROTI	553	KICHINJAJI HC III	HC III	GOV	544236	10,633,556	9030007701984
1631	SOROTI	553	Ojom HC II	HC II	GOV	504299	2,433,531	6001720676
1632	SOROTI	553	Ocokican HC II	HC II	GOV	504300	2,433,531	6001722830
1633	SOROTI	553	Opuyo HC II	HC II	GOV	504301	2,433,531	6001718507
1634	SOROTI	553	Awaliwal HC II	HC II	GOV	504302	2,433,531	6001719392
1635	SOROTI	553	Aukot HC II	HC II	GOV	504303	2,433,531	6001719848
1636	SOROTI	553	Arapai HC II	HC II	GOV	504304	2,433,531	6001719872
1637	SOROTI	553	Agirigiroi HC II	HC II	GOV	506655	2,433,531	6001719414
1638	SOROTI	553	Lalle HC II	HC II	GOV	506656	2,433,531	6001718485
1639	SOROTI	553	Arabaka HC II	HC II	GOV	506657	2,433,531	6003028524
		553 Total					137,446,903	
1640	TORORO	554	Tororo General Hospital	Hospital	GOV	505603	321,886,498	9030005958708
1641	TORORO	554	St anthony hospital	Hospital	UCMB	507003	119,324,071	140039015801
1642	TORORO	554	BENEDICTINE EYE HOSPITAL	HC IV	UCMB	113845	29,163,625	9510400103
1643	TORORO	554	Mifumi HC III	HC III	CBO	505601	4,878,616	140040398101
1644	TORORO	554	St John's Kayoro HC II	HC II	CBO	507004	2,176,533	9510600213
1645	TORORO	554	Mukuju HEALTH CENTER IV	HC IV	GOV	505562	38,000,800	9030005904829
1646	TORORO	554	Nagongera HEALTH CENTER IV	HC IV	GOV	128930	22,214,746	9030005904837
1647	TORORO	554	Mulanda HEALTH CENTER IV	HC IV	GOV	507001	20,805,629	140011812701
1648	TORORO	554	Osukuru HEALTH CENTER III	HC III	GOV	505563	14,600,636	140011812901
1649	TORORO	554	Mella HEALTH CENTER III	HC III	GOV	505564	7,280,293	140011814001
1650	TORORO	554	Kwapa HEALTH CENTER III	HC III	GOV	505565	7,280,293	140011813601
1651	TORORO	554	Atangi HEALTH CENTER III	HC III	GOV	505566	7,280,293	9510500189
1652	TORORO	554	Merkit HEALTH CENTER III	HC III	GOV	505567	7,280,293	140011813101
1653	TORORO	554	Molo HEALTH CENTER III	HC III	GOV	506994	7,280,293	140011816401
1654	TORORO	554	Malaba HEALTH CENTER III	HC III	GOV	548119	7,280,293	140042119301
1655	TORORO	554	Kiyeyi HEALTH CENTER III	HC III	GOV	505587	6,886,134	9510500213
1656	TORORO	554	Iyolwa HEALTH CENTER III	HC III	GOV	505588	6,886,134	140011813301
1657	TORORO	554	Panyangasi HEALTH CENTER III	HC III	GOV	505589	6,886,134	9030005904888
1658	TORORO	554	Poyameri HEALTH CENTER III	HC III	GOV	505590	6,886,134	140066022801
1659	TORORO	554	Paya HEALTH CENTER III	HC III	GOV	505575	12,801,890	140011813901
1660	TORORO	554	Kisoko HEALTH CENTER III	HC III	GOV	505576	6,611,209	140011813801
1661	TORORO	554	Petta HEALTH CENTER III	HC III	GOV	505577	6,611,209	140011816601
1662	TORORO	554	Kirewa HEALTH CENTER III	HC III	GOV	506997	12,801,890	9510500216
1663	TORORO	554	Kidoko HEALTH CENTER II	HC II	GOV	505568	1,534,498	9510500190
1664	TORORO	554	Maliri HEALTH CENTER II	HC II	GOV	505569	1,534,498	9510500191
1665	TORORO	554	Kamuli HEALTH CENTER II	HC II	GOV	505570	1,534,498	9510500197
1666	TORORO	554	Amoni HEALTH CENTER II	HC II	GOV	505571	1,534,498	9510500188
1667	TORORO	554	Morukatipe HEALTH CENTER II	HC II	GOV	505572	1,534,498	9510500187
1668	TORORO	554	Opedede HEALTH CENTER II	HC II	GOV	505573	1,534,498	9510500184
1669	TORORO	554	Kayoro HEALTH CENTER II	HC II	GOV	505574	1,534,498	9510500186

Sector Grant and Budget Guidelines FY 2017/18

S/N	VOTE NAME	VOTE NO	ACCOUNT NAME	LEVEL	OWNER SHIP	IFMS SUPPLIER ID	ANNUAL BUDGET FY2017/18	BANK ACCOUNT NUMBERS
1670	TORORO	554	Maundo HEALTH CENTERII	HC II	GOV	505578	1,534,498	9510500208
1671	TORORO	554	Nawire HEALTH CENTER II	HC II	GOV	505579	1,534,498	9510500195
1672	TORORO	554	Makawari HEALTH CENTER II	HC II	GOV	505580	1,534,498	9510500192
1673	TORORO	554	Katajula HEALTH CENTER II	HC II	GOV	505581	4,125,300	9510500206
1674	TORORO	554	Sop Sop HEALTH CENTER II	HC II	GOV	505582	1,534,498	9510500140
1675	TORORO	554	Were HEALTH CENTER II	HC II	GOV	505583	1,534,498	9510500205
1676	TORORO	554	Pokongo HEALTH CENTER II	HC II	GOV	505584	1,534,498	9510500207
1677	TORORO	554	Morkiswa HEALTH CENTER II	HC II	GOV	505585	1,534,498	9510500210
1678	TORORO	554	Kirewa Chawolo HEALTH CENTER	HC II	GOV	505586	1,534,498	9510500199
1679	TORORO	554	Fungwe HEALTH CENTER II	HC II	GOV	505591	1,534,498	9510500214
1680	TORORO	554	Magola HEALTH CENTER II	HC II	GOV	505592	1,534,498	9510500194
1681	TORORO	554	Nyiamera HEALTH CENTER II	HC II	GOV	505593	1,534,498	9510500215
1682	TORORO	554	Osia HEALTH CENTER II	HC II	GOV	505594	1,534,498	9510500203
1683	TORORO	554	Mudodo HEALTH CENTER II	HC II	GOV	505595	1,534,498	9510500204
1684	TORORO	554	Chawolo HEALTH CENTER II	HC II	GOV	505596	1,534,498	9510500200
1685	TORORO	554	Lwala HEALTH CCENTER II	HC II	GOV	505597	1,534,498	9510500201
1686	TORORO	554	Mwello HEALTH CENTER II	HC II	GOV	505598	1,534,498	9510500202
1687	TORORO	554	Nyamalogo HEALTH CENTER II	HC II	GOV	505599	1,534,498	9510500212
1688	TORORO	554	Apetai HEALTH CENTERII	HC II	GOV	506995	1,534,498	9510500198
1689	TORORO	554	Nyalakot HEALTH CENTER II	HC II	GOV	506996	1,534,498	9510500185
1690	TORORO	554	Gwaragwara HEALTH C II	HC II	GOV	506998	1,534,498	9510500209
1691	TORORO	554	Pusere HEALTH CENTER II	HC II	GOV	506999	1,534,498	9510500196
1692	TORORO	554	Mbula HEALTH CENTER II	HC II	GOV	507000	1,534,498	9510500193
1693	TORORO	554	Ligingi HEALTH CENTER II	HC II	GOV	507002	1,534,498	9510500211
		554 Total					733,263,900	
1694	WAKISO	555	Entebbe Hospital	Hospital	GOV	114853	450,744,531	9030005915219
1695	WAKISO	555	Kisubi Hospital delegated fund	Hospital	UCMB	115544	54,124,062	2610400009
1696	WAKISO	555	Saidina Abubakar Islamic Hospi	Hospital	UMMB	505518	36,396,519	140007211603
1697	WAKISO	555	ST LUKE HEALTH CENTRE	HC II	UPMB	552355	4,913,385	2220400013
1698	WAKISO	555	Mirembe Health Centre	HC III	UPMB	115533	4,400,185	140005501601
1699	WAKISO	555	Nampunge Health Centre	HC III	UPMB	115537	4,091,315	140517483401
1700	WAKISO	555	Buyege Health centre	HC II	UCMB	115541	4,091,315	121016707201
1701	WAKISO	555	Taqwa Health Centre	HC III	UMMB	115550	4,091,315	70018977
1702	WAKISO	555	St Ulrika Health centre 3	HC III	UCMB	506983	4,091,315	3020453359
1703	WAKISO	555	Namayumba Epi Centre	HC III	GOV	123036	7,678,719	3410500146
1704	WAKISO	555	SOS Medical centre PHC	HC II	UMMB	115542	1,637,795	140050118206
1705	WAKISO	555	Bbira Dispensary Management Co	HC II	UPMB	505517	1,637,795	140517063601
1706	WAKISO	555	St Magdalene Health Centre	HC II	UCMB	505522	1,637,795	2520080107
1707	WAKISO	555	Muzinda Katereke Primary Heal	HC III	UCMB	505527	1,637,795	3020453471
1708	WAKISO	555	Kyadondo East Health Sub Distr	HC IV	GOV	505516	33,704,713	3410500145
1709	WAKISO	555	Busiro North Health Sub Distr	HC IV	GOV	505505	33,704,713	3410500029
1710	WAKISO	555	Busiro East Primary Health Car	HC IV	GOV	505513	33,704,713	3410500116
1711	WAKISO	555	Kajjansi Health Centre 111	HC IV	GOV	505507	33,704,713	3010400964
1712	WAKISO	555	Kabubbu Health Centre	HC III	GOV	115536	10,329,862	140583990801
1713	WAKISO	555	Lake Victoria Islands Child Ca	HC III	GOV	505528	10,329,862	140003637501
1714	WAKISO	555	Bussi Health Centre	HC III	GOV	123631	9,837,049	3410500173
1715	WAKISO	555	Wakiso EPI Centre Health Centr	HC III	GOV	505479	9,837,049	140017270101
1716	WAKISO	555	Mende Health Centre	HC III	GOV	505483	9,837,049	3410500180
1717	WAKISO	555	Nsangi Health Centre	HC III	GOV	505484	9,837,049	9030004458140
1718	WAKISO	555	Kiziba Health Centre	HC III	GOV	505489	9,837,049	3410400065
1719	WAKISO	555	Kasanje Health Centre	HC III	GOV	505496	9,837,049	3410500142
1720	WAKISO	555	Busawamanze Health Centre	HC III	GOV	505499	9,837,049	3410500035
1721	WAKISO	555	Kakiri Health Centre	HC III	GOV	505502	9,837,049	3410500037
1722	WAKISO	555	Wattuba Health Centre	HC III	GOV	505515	9,837,049	3410500144
1723	WAKISO	555	Nakawuka Health Centre	HC III	GOV	506974	9,837,049	2110600007
1724	WAKISO	555	Bulondo Health Centre	HC III	GOV	506975	9,837,049	3410500104
1725	WAKISO	555	Nabbingo Primary Health care f	HC III	GOV	505524	9,837,049	3020453475
1726	WAKISO	555	Nalugala Health Centre	HC II	GOV	115504	2,392,456	142090401200

Sector Grant and Budget Guidelines FY 2017/18

S/N	VOTE NAME	VOTE NO	ACCOUNT NAME	LEVEL	OWNER SHIP	IFMS SUPPLIER ID	ANNUAL BUDGET FY2017/18	BANK ACCOUNT NUMBERS
1727	WAKISO	555	Zinga Health Centre	HC II	GOV	123034	2,392,456	3410500147
1728	WAKISO	555	NsagguHealth Centre	HC II	GOV	505478	2,392,456	3410500172
1729	WAKISO	555	Gombe Health Centre	HC II	GOV	505481	2,392,456	9030005911906
1730	WAKISO	555	Sentema Health Centre	HC II	GOV	505490	2,392,456	3410500048
1731	WAKISO	555	Kambuğu Health Centre	HC II	GOV	505491	2,392,456	3410500036
1732	WAKISO	555	Lugungudde Health Centre	HC II	GOV	505492	2,392,456	3410500032
1733	WAKISO	555	Kasozo Health Centre	HC II	GOV	505493	2,392,456	3410500034
1734	WAKISO	555	Nakitokolo Health Centre Namay	HC II	GOV	505494	2,392,456	3410500062
1735	WAKISO	555	Kasenge Health Centre	HC II	GOV	505495	2,392,456	3410500140
1736	WAKISO	555	Kanzize Health Centre	HC II	GOV	505503	2,392,456	3410500031
1737	WAKISO	555	Nakitokolo Health Centre	HC II	GOV	505504	2,392,456	2510400192
1738	WAKISO	555	KibujjoHealth Centre	HC II	GOV	505509	2,392,456	3410500047
1739	WAKISO	555	Namalere Health Centre	HC II	GOV	505514	2,392,456	2410500013
1740	WAKISO	555	Kitala Health Centre	HC II	GOV	506969	2,392,456	9030005965933
1741	WAKISO	555	Magogo Health Centre	HC II	GOV	506970	2,392,456	3410500033
1742	WAKISO	555	Lubbe Health Centre	HC II	GOV	506971	2,392,456	3410500038
1743	WAKISO	555	Kyengera Health Centre	HC II	GOV	506972	2,392,456	2810500001
1744	WAKISO	555	BandaHealth Centre	HC II	GOV	506977	2,392,456	3410400011
1745	WAKISO	555	KyengezaHealth Centre	HC II	GOV	506978	2,392,456	3010509524
		555 Total					902,546,122	
1746	YUMBE	556	Yumbe General Hospital	Hospital	GOV	505545	162,600,407	9030005768143
1747	YUMBE	556	LODONGA HEALTH CENTRE	HC III	UCMB	505546	8,032,987	2020437385
1748	YUMBE	556	KEI HEALTH CENTRE PHC COND GRA	HC III	UPMB	506989	8,032,987	9030006344975
1749	YUMBE	556	ALNOOR HC III	HC II	UMMB	505543	3,888,154	9030004034219
1750	YUMBE	556	MIDIGO HC IV	HC IV	GOV	506988	39,166,171	140558521701
1751	YUMBE	556	YUMBE HC III	HC III	GOV	505530	9,991,367	140558525701
1752	YUMBE	556	YOYO HC III	HC III	GOV	505529	9,991,367	140558510401
1753	YUMBE	556	MATUMA HC III	HC III	GOV	505531	9,991,367	140558542701
1754	YUMBE	556	KULIKULINGA HC III	HC III	GOV	505532	9,991,367	9030006872645
1755	YUMBE	556	ARIWA HC III	HC III	GOV	505533	9,991,367	140558521401
1756	YUMBE	556	KOCHI HC III	HC III	GOV	505534	9,991,367	140558528001
1757	YUMBE	556	DRAMBA HC II	HC II	GOV	505538	3,328,816	140558525201
1758	YUMBE	556	APO HC II	HC II	GOV	505541	3,328,816	140558516301
1759	YUMBE	556	BARAKALA HC II	HC II	GOV	505542	3,328,816	140558544401
1760	YUMBE	556	LOBE HC II	HC II	GOV	505535	3,328,816	140558533801
1761	YUMBE	556	ABIRIAMAJO HC II	HC II	GOV	505536	3,328,816	140558509901
1762	YUMBE	556	MONGOYO HC II	HC II	GOV	505537	3,328,816	140558522801
1763	YUMBE	556	KERWA HC II	HC II	GOV	505539	3,328,816	140558552401
1764	YUMBE	556	LOCOMGBO HC II	HC II	GOV	505540	3,328,816	140558519601
1765	YUMBE	556	MOCHA HC II	HC II	GOV	505544	3,328,816	9030001814671
1766	YUMBE	556	ALIAPI HC II	HC II	GOV	506984	3,328,816	140558518001
1767	YUMBE	556	OKUYO HC II	HC II	GOV	506985	3,328,816	140558521501
1768	YUMBE	556	LOKPE HC II	HC II	GOV	506986	3,328,816	140558536401
1769	YUMBE	556	AMBELECHU HC II	HC II	GOV	506987	3,328,816	9030006872831
1770	YUMBE	556	Gichara Health Centre II	HC II	GOV	610551	3,328,816	90300012229428
1771	YUMBE	556	Goboro Health Centre II	HC II	GOV	610552	3,328,816	90300012229592
1772	YUMBE	556	Moli Health Centre II	HC II	GOV	610553	3,328,816	90300012229274
1773	YUMBE	556	Ombachi Health Centre II	HC II	GOV	610554	3,328,816	90300012229568
1774	YUMBE	556	Pajama Health Centre II	HC II	GOV	610555	3,328,816	90300012229304
1775	YUMBE	556	Tuliki Health Centre II	HC II	GOV	610556	3,328,816	90300012229347
		556 Total					344,916,411	
1776	BUTALEJA	557	Busolwe Hospital	Hospital	GOV	110644	185,778,784	3110501375
1777	BUTALEJA	557	OUR LADY OF LOURDES, MULAGI HEALTH	HC III	UCMB	554597	7,424,947	9510400021
1778	BUTALEJA	557	Nabiganda HC III	HC IV	GOV	507057	30,428,249	145007662200
1779	BUTALEJA	557	Butaleja HC III	HC III	GOV	505764	9,112,281	145007097400

Sector Grant and Budget Guidelines FY 2017/18

S/N	VOTE NAME	VOTE NO	ACCOUNT NAME	LEVEL	OWNER SHIP	IFMS SUPPLIER ID	ANNUAL BUDGET FY2017/18	BANK ACCOUNT NUMBERS
1780	BUTALEJA	557	Busaba HC III	HC III	GOV	505765	9,112,281	145007661600
1781	BUTALEJA	557	Bugalo HC III	HC III	GOV	505766	9,112,281	145007661800
1782	BUTALEJA	557	Kangalaba HC III	HC III	GOV	505767	9,112,281	145007662800
1783	BUTALEJA	557	Naweyo HC III	HC III	GOV	505768	9,112,281	145007662500
1784	BUTALEJA	557	Busabi HC III	HC III	GOV	505769	9,112,281	145007661400
1785	BUTALEJA	557	Bubalya HC III	HC III	GOV	505770	9,112,281	145007661000
1786	BUTALEJA	557	Budumba HC III	HC III	GOV	507055	9,112,281	145007661100
1787	BUTALEJA	557	Nakwasi HC III	HC III	GOV	507058	9,112,281	145007662100
1788	BUTALEJA	557	Bunawale HC II	HC II	GOV	505771	2,297,560	145007661300
1789	BUTALEJA	557	Nakasanga HC II	HC II	GOV	505772	2,297,560	145007662400
1790	BUTALEJA	557	Bingo HC II	HC II	GOV	505773	2,297,560	145007661900
1791	BUTALEJA	557	Doho HC II	HC II	GOV	505774	2,297,560	145007662700
1792	BUTALEJA	557	Kanyenya HC II	HC II	GOV	505775	2,297,560	145007662900
1793	BUTALEJA	557	Nampologoma HC II	HC II	GOV	505776	2,297,560	145007662300
1794	BUTALEJA	557	Hahoola HC II	HC II	GOV	505777	2,297,560	145007661700
1795	BUTALEJA	557	Namulo HC II	HC II	GOV	507059	2,297,560	145007663000
1796	BUTALEJA	557	Muhuyo HC II	HC II	GOV	507060	2,297,560	145007661500
1797	BUTALEJA	557	Madungha HC II	HC II	GOV	507061	2,297,560	145007662000
		557 Total					328,618,105	
1798	IBANDA	558	IBANDA HOSPITAL	Hospital	UCMB	504994	99,989,855	5210300095
1799	IBANDA	558	ISHONGORORO HC IV	HC IV	GOV	506344	43,918,366	5212100024
1800	IBANDA	558	KIKYENKYE HC III	HC III	GOV	504183	14,348,997	5210400010
1801	IBANDA	558	NYAMAREMBE HC III	HC III	GOV	504184	14,348,997	5212100002
1802	IBANDA	558	RUKIRI HC III	HC III	GOV	506345	14,348,997	5210500037
1803	IBANDA	558	KANYWAMBOGO HC II	HC III	GOV	507077	14,348,997	121055185901
1804	IBANDA	558	BWAHWA HC II	HC II	GOV	504187	4,432,644	5220400299
1805	IBANDA	558	KICUZI HC II	HC II	GOV	504985	4,432,644	121055987201
1806	IBANDA	558	MABOMWA HC II	HC II	GOV	504186	3,163,447	5212100018
1807	IBANDA	558	BIRONGO HC II	HC II	GOV	504188	3,163,447	5212100012
1808	IBANDA	558	KASHOZI HC II	HC II	GOV	504191	3,163,447	5212100006
1809	IBANDA	558	KAKINGA HC II	HC II	GOV	504192	3,163,447	5212100007
1810	IBANDA	558	NYARUKIKA HC II	HC II	GOV	504193	3,163,447	5212100070
1811	IBANDA	558	MPASHA HC II	HC II	GOV	504194	3,163,447	5212100082
1812	IBANDA	558	KATEMBE HC II	HC II	GOV	504978	3,163,447	5212100086
1813	IBANDA	558	KIHANI HC II	HC II	GOV	504981	3,163,447	140556409101
1814	IBANDA	558	RUGAAGA HC II	HC II	GOV	504982	3,163,447	121056301201
1815	IBANDA	558	RUSHANGO HC II	HC II	GOV	504986	3,163,447	5212100010
1816	IBANDA	558	KABARE HC II	HC II	GOV	504987	3,163,447	5212100013
1817	IBANDA	558	RWENSHAMBYA HC II	HC II	GOV	504990	3,163,447	5212100087
1818	IBANDA	558	IRIMYA HC II	HC II	GOV	504992	3,163,447	121055343001
1819	IBANDA	558	RWENGWE HC II	HC II	GOV	504993	3,163,447	121056048501
1820	IBANDA	558	KIJONGO HC II	HC II	GOV	506347	3,163,447	5212100009
1821	IBANDA	558	BIHANGA HC II	HC II	GOV	506349	3,163,447	5212100001
1822	IBANDA	558	KIGUNGA HC II	HC II	GOV	506350	3,163,447	5212100080
		558 Total					263,948,089	
1823	KAABONG	559	KAABONG HOSPITAL MANAGEMENT	Hospital	GOV	505010	162,600,401	140075004301
1824	KAABONG	559	KADEPO MISSION SUB DISPENSARY	HC II	UCMB	551187	3,915,323	9030005777819
1825	KAABONG	559	LOTIM COMM. CLINIC C.O.U	HC II	UPMB	551188	3,915,323	9030002705167
1826	KAABONG	559	KARENKA HEALTH CENTRE IV	HC IV	GOV	507085	44,777,233	9030009772242
1827	KAABONG	559	KAPEDO HC III	HC III	GOV	504995	18,202,857	140097612701
1828	KAABONG	559	LOKOLIA HC III	HC III	GOV	504999	18,202,857	140097623901
1829	KAABONG	559	KALAPATA HC III	HC III	GOV	505000	18,202,857	140097626001
1830	KAABONG	559	KATHILE HC III	HC III	GOV	507081	18,202,857	140097614401
1831	KAABONG	559	PIRE HC II	HC II	GOV	504996	6,027,611	140097614601
1832	KAABONG	559	LOKORI HC II	HC II	GOV	504997	6,027,611	140097616901

Sector Grant and Budget Guidelines FY 2017/18

S/N	VOTE NAME	VOTE NO	ACCOUNT NAME	LEVEL	OWNER SHIP	IFMS SUPPLIER ID	ANNUAL BUDGET FY2017/18	BANK ACCOUNT NUMBERS
1833	KAABONG	559	KOCHOLO HC II	HC II	GOV	504998	6,027,611	140097617501
1834	KAABONG	559	LOYORO HC II	HC II	GOV	505001	6,027,611	140097619301
1835	KAABONG	559	LOKANAYONA HC II	HC II	GOV	505002	6,027,611	140097619401
1836	KAABONG	559	KAKAMAR HC II	HC II	GOV	505003	6,027,611	140097622001
1837	KAABONG	559	LOCHOM HC II	HC II	GOV	505004	6,027,611	140097620201
1838	KAABONG	559	NARENGEPAK HC II	HC II	GOV	505005	6,027,611	140097618701
1839	KAABONG	559	KAMION HC II	HC II	GOV	505006	6,027,611	140097626901
1840	KAABONG	559	LOMODOCH HC II	HC II	GOV	505007	6,027,611	140097625101
1841	KAABONG	559	KAIMESE HC II	HC II	GOV	505008	6,027,611	140097624401
1842	KAABONG	559	LOKERUI HC II	HC II	GOV	505009	6,027,611	140097623001
1843	KAABONG	559	LOBALANGIT HC II	HC II	GOV	507079	6,027,611	140097614501
1844	KAABONG	559	KALIMON HC II	HC II	GOV	507080	6,027,611	140097618301
1845	KAABONG	559	KAPOTH HC II	HC II	GOV	507082	6,027,611	140097619801
1846	KAABONG	559	LOKWAKARAMOE HC II	HC II	GOV	507083	6,027,611	140097627101
1847	KAABONG	559	LOMERIS HC II	HC II	GOV	507084	6,027,611	140097622901
		559 Total					390,489,098	
1848	ISINGIRO	560	KAKOMA HEALTH CENTRE III	HC III	UCMB	506207	4,147,999	5020006356
1849	ISINGIRO	560	KYABIRUKWA HEALTH UNIT	HC III	UCMB	507221	4,147,999	5020445844
1850	ISINGIRO	560	ST LUKE KISYORO HEALTH UINIT	HC II	UPMB	506208	2,765,169	1121011760260
1851	ISINGIRO	560	BUHUNGIRO HEALTH CENTRE II	HC II	UCMB	506209	2,765,169	5710400001
1852	ISINGIRO	560	KABUYANDA HEALTH CENTRE	HC II	UCMB	507222	2,765,169	9030001679456
1853	ISINGIRO	560	KABUYANDA HEALTH CENTRE IV	HC IV	GOV	506166	24,863,891	1483500283890
1854	ISINGIRO	560	RUGAAGA HEALTH CENTRE IV	HC IV	GOV	507157	24,863,891	1483500222787
1855	ISINGIRO	560	RWEKUBO HEALTH CENTRE IV	HC IV	GOV	506168	23,052,641	1483500283904
1856	ISINGIRO	560	NYAMUYANJA HEALTH CENTRE IV	HC IV	GOV	506167	21,215,761	1483500220866
1857	ISINGIRO	560	ENDIINZI HEALTH CENTRE III	HC III	GOV	506169	5,854,918	1481011824027
1858	ISINGIRO	560	KASAANA HEALTH CENTRE III	HC III	GOV	506170	5,854,918	1121091843554
1859	ISINGIRO	560	KASHUMBA HEALTH CNTRE III	HC III	GOV	506171	5,854,918	1481011822551
1860	ISINGIRO	560	KIKAGATE HEALTH CENTRE III	HC III	GOV	506172	5,854,918	1481012391890
1861	ISINGIRO	560	KYEIRUMBA HEALTH CENTREIII	HC III	GOV	506173	5,854,918	1481011838093
1862	ISINGIRO	560	MABONA HEALTH CENTRE III	HC III	GOV	506174	5,854,918	1481011823134
1863	ISINGIRO	560	NAKIVALE HEALTH CENTRE III	HC III	GOV	506175	5,854,918	1481011822542
1864	ISINGIRO	560	NGARAMA HEALTH CENTRE III	HC III	GOV	506176	5,854,918	1481011823143
1865	ISINGIRO	560	NYAKITUNDA HEALTH CENTREIII	HC III	GOV	506177	5,854,918	1481011832530
1866	ISINGIRO	560	NYARUBUNGO HEALTH CENTRE III	HC III	GOV	506178	5,854,918	95050100003745
1867	ISINGIRO	560	RUBOROGOTA HEALTH CENTRE III	HC III	GOV	506179	5,854,918	1481011838084
1868	ISINGIRO	560	RUSHASHA HEALTH CENTRE III	HC III	GOV	506180	5,854,918	1481011824692
1869	ISINGIRO	560	KANYWAMAIZI HEALTH CENTRE III	HC III	GOV	507158	5,854,918	1481011834033
1870	ISINGIRO	560	KIKOKWA HEALTH CENTRE III	HC III	GOV	507159	5,854,918	95050100003749
1871	ISINGIRO	560	MBAARE HEALTH CENTRE III	HC III	GOV	507160	5,854,918	1481011842209
1872	ISINGIRO	560	NSHUNGYEZI HEALTH CENTRE III	HC III	GOV	507161	5,854,918	1481012026835
1873	ISINGIRO	560	RUHIIRA HEALTH CENTRE III	HC III	GOV	507162	5,854,918	1481011870831
1874	ISINGIRO	560	RWANJOGYERA HEALTH CENTRE II	HC II	GOV	506210	1,580,171	1481012664820
1875	ISINGIRO	560	BUSHEKA HEALTH CENTRE II	HC II	GOV	504953	1,580,171	1481151791190
1876	ISINGIRO	560	BIRUNDUMA HEALTH CENTRE II	HC II	GOV	506181	1,580,171	1481151790960
1877	ISINGIRO	560	KAROKARUNGI HEALTH CENTRE II	HC II	GOV	506182	1,580,171	1481151812554
1878	ISINGIRO	560	KAGAAGA HEALTH CENTRE II	HC II	GOV	506183	1,580,171	1481151791297
1879	ISINGIRO	560	KAHENDA HEALTH CENTRE II	HC II	GOV	506184	1,580,171	1481151813429
1880	ISINGIRO	560	KAKAMBA HEALTH CENTRE II	HC II	GOV	506185	1,580,171	1481151791163
1881	ISINGIRO	560	KAMUBEIZI HEALTH CENTRE II	HC II	GOV	506186	1,580,171	1481151813447
1882	ISINGIRO	560	KAMURI HEALTH CENTRE II	HC II	GOV	506187	1,580,171	1481151803361
1883	ISINGIRO	560	KARAMA HEALTH CENTRE II	HC II	GOV	506188	1,580,171	1481151813410
1884	ISINGIRO	560	KATANOGA HEALTH CENTRE II	HC II	GOV	506189	1,580,171	1481151803325
1885	ISINGIRO	560	KATEMBE HEALTH CENTRE II	HC II	GOV	506190	1,580,171	1481151803334
1886	ISINGIRO	560	KIGARAGARA HEALTH CENTRE II	HC II	GOV	506191	1,580,171	1481151791473

Sector Grant and Budget Guidelines FY 2017/18

S/N	VOTE NAME	VOTE NO	ACCOUNT NAME	LEVEL	OWNER SHIP	IFMS SUPPLIER ID	ANNUAL BUDGET FY2017/18	BANK ACCOUNT NUMBERS
1887	ISINGIRO	560	KIHIIHI HEALTH CENTRE II	HC II	GOV	506192	1,580,171	1481151813793
1888	ISINGIRO	560	KYABAHEZI HEALTH CENTRE II	HC II	GOV	506193	1,580,171	1481151804263
1889	ISINGIRO	560	KYABINUNGA HEALTH CENTRE II	HC II	GOV	506194	1,580,171	1481151803316
1890	ISINGIRO	560	KYARUGAJU HEALTH CENTREII	HC II	GOV	506195	1,580,171	1481151803343
1891	ISINGIRO	560	KYEZIMBIRE HEALTH CENTRE II	HC II	GOV	506196	1,580,171	1481151812518
1892	ISINGIRO	560	MUREMA HEALTH CENTRE II	HC II	GOV	506197	1,580,171	1481151791118
1893	ISINGIRO	560	NSHORORO HEALTH CENTRE II	HC II	GOV	506198	1,580,171	1481151791279
1894	ISINGIRO	560	NYAMARUNGI HEALTH CENTRE II	HC II	GOV	506199	1,580,171	1481151791084
1895	ISINGIRO	560	NYAMITSINDO HEALTH CENTRE II	HC II	GOV	506200	1,580,171	1481151803273
1896	ISINGIRO	560	RUBONDO HEALTH CENTREII	HC II	GOV	506201	1,580,171	1481151790340
1897	ISINGIRO	560	RWAKAKWENDA HEALTH CENTRE II	HC II	GOV	506202	1,580,171	1481151813395
1898	ISINGIRO	560	RWAMWIJUKA HEALTH CENTRE II	HC II	GOV	506203	1,580,171	1481151812642
1899	ISINGIRO	560	RWETANGO HEALTH CENTRE II	HC II	GOV	506204	1,580,171	1481151807996
1900	ISINGIRO	560	KABUGUHEALTH CENTRE II	HC II	GOV	506205	1,580,171	1481151832804
1901	ISINGIRO	560	BURUNGAMO HEALTH CENTRE II	HC II	GOV	507163	1,580,171	1481151790845
1902	ISINGIRO	560	KYAMUSONI HEALTH CENTREII	HC II	GOV	507164	1,580,171	1481151813386
1903	ISINGIRO	560	MIGYERA HEALTH CENTRE II	HC II	GOV	507165	1,580,171	1481151813377
1904	ISINGIRO	560	NTUNGU HEALTH CENTRE II	HC II	GOV	507166	1,580,171	1481151812615
1905	ISINGIRO	560	RUYANGA HEALTH CENTRE II	HC II	GOV	507167	1,580,171	1481151813438
1906	ISINGIRO	560	RWANTAHA HEALTH CENTREII	HC II	GOV	507168	1,580,171	1481151794878
		560 Total					262,266,943	
1907	KALIRO	561	NABIGWALI HEALTH UNIT	HC II	UPMB	504811	5,845,009	9030001484221
1908	KALIRO	561	ST. FRANCIS BUDINI HEALTH CENTRE	HC III	UCMB	504810	3,746,373	95060100002886
1909	KALIRO	561	KALIRO Flep Health Centre II	HC II	UPMB	504809	2,133,892	9030006919803
1910	KALIRO	561	BUYUGE HEALTH UNIT	HC II	UPMB	504812	2,133,892	9030001470204
1911	KALIRO	561	BUMANYA Health Centre IV	HC IV	GOV	504800	47,187,763	9030005642794
1912	KALIRO	561	NAMUGONGO Health Centre III	HC III	GOV	504801	10,636,672	9030005642751
1913	KALIRO	561	NAWAIKOKE Health Centre III	HC III	GOV	504802	10,636,672	9030007123506
1914	KALIRO	561	GADUMIRE Health Centre III	HC III	GOV	504803	10,636,672	9030005642786
1915	KALIRO	561	NAMWIWA Health Centre III	HC III	GOV	507124	10,636,672	9030005642662
1916	KALIRO	561	BUYINDA Health Centre II	HC II	GOV	504804	3,340,005	142063153300
1917	KALIRO	561	KASOKWE Health Centre II	HC II	GOV	504805	3,340,005	9030005756226
1918	KALIRO	561	NABIKOOLI Health Centre II	HC II	GOV	504806	3,340,005	140057574501
1919	KALIRO	561	KALIRO T/C Health Centre II	HC II	GOV	504807	3,340,005	9030005756846
1920	KALIRO	561	KYANI Health Centre II	HC II	GOV	504808	3,340,005	9030005607883
1921	KALIRO	561	BUDOMERO Health Centre II	HC II	GOV	507125	3,340,005	142063275100
1922	KALIRO	561	NAWAMPITI Health Centre II	HC II	GOV	507126	3,340,005	9030005757176
		561 Total					126,973,654	
1923	KIRUHURA	562	RUSHERE COMMUNITY HEALTH PROG	Hospital	GOV	505969	159,982,280	9030005768488
1924	KIRUHURA	562	ST MARY'S HC III KYEIBUZA	HC III	UCMB	505970	9,060,179	5012300001
1925	KIRUHURA	562	Kiruhura HC IV PHC	HC IV	GOV	505944	29,078,917	145086250100
1926	KIRUHURA	562	Kazo HC IV PHC	HC IV	GOV	505945	29,078,917	145086250000
1927	KIRUHURA	562	Rwemikoma HC III PHC	HC III	GOV	505946	8,075,902	9030005922037
1928	KIRUHURA	562	Buremba HC III PHC	HC III	GOV	505947	8,075,902	9030006238571
1929	KIRUHURA	562	Kanoni HC III PHC	HC III	GOV	505948	8,075,902	5212100073
1930	KIRUHURA	562	L Mburo HC III PHC	HC III	GOV	505950	8,075,902	1025200672483
1931	KIRUHURA	562	Kashongi HC III PHC	HC III	GOV	505951	8,075,902	1025200674108
1932	KIRUHURA	562	Sanga HC III PHC	HC III	GOV	505952	8,075,902	1025200670192
1933	KIRUHURA	562	Kinoni HC III PHC	HC III	GOV	505953	8,075,902	1025200672893
1934	KIRUHURA	562	Burunga HC III PHC	HC III	GOV	506913	8,075,902	9030005922215
1935	KIRUHURA	562	Kikatsi HC III PHC	HC III	GOV	506915	8,075,902	1025200671922
1936	KIRUHURA	562	Nyakashashara HC III PHC	HC III	GOV	506916	8,075,902	1025200670164
1937	KIRUHURA	562	Rurambira HC II PHC	HC III	GOV	505967	8,075,902	145086250700
1938	KIRUHURA	562	Kitura HC III PHC	HC II	GOV	505949	2,240,162	145086250400
1939	KIRUHURA	562	Nkungu HC III PHC	HC II	GOV	506914	2,240,162	145086249300

Sector Grant and Budget Guidelines FY 2017/18

S/N	VOTE NAME	VOTE NO	ACCOUNT NAME	LEVEL	OWNER SHIP	IFMS SUPPLIER ID	ANNUAL BUDGET FY2017/18	BANK ACCOUNT NUMBERS
1940	KIRUHURA	562	Nshunga HC II PHC	HC II	GOV	505954	2,240,162	145086249200
1941	KIRUHURA	562	Kabingo HC II PHC	HC II	GOV	505955	2,240,162	145086249400
1942	KIRUHURA	562	Bigutsyo HC II PHC	HC II	GOV	505956	2,240,162	145086249500
1943	KIRUHURA	562	Keicumu HC II PHC	HC II	GOV	505957	2,240,162	145086249900
1944	KIRUHURA	562	Kyengando HC II PHC	HC II	GOV	505958	2,240,162	145086249700
1945	KIRUHURA	562	Kyampangara HC II PHC	HC II	GOV	505959	2,240,162	145086248600
1946	KIRUHURA	562	Kayanga HC II PHC	HC II	GOV	505960	2,240,162	145086248800
1947	KIRUHURA	562	Kijuma HC II PHC	HC II	GOV	505961	2,240,162	145086248900
1948	KIRUHURA	562	Migina HC II PHC	HC II	GOV	505962	2,240,162	145086249000
1949	KIRUHURA	562	Nshwere HC II PHC	HC II	GOV	505963	2,240,162	145086250600
1950	KIRUHURA	562	Nyakasharara HC II PHC	HC II	GOV	505964	2,240,162	145086250200
1951	KIRUHURA	562	Rwanyangwe HC II PHC	HC II	GOV	505965	2,240,162	145086250500
1952	KIRUHURA	562	Rwabarata HC II PHC	HC II	GOV	505966	2,240,162	145086251000
1953	KIRUHURA	562	Nyakahita HC II PHC	HC II	GOV	505968	2,240,162	145086250900
1954	KIRUHURA	562	Ngomba HC II PHC	HC II	GOV	506917	2,240,162	145086249600
1955	KIRUHURA	562	Mbogo HC II PHC	HC II	GOV	506918	2,240,162	145086249800
1956	KIRUHURA	562	Rwamuranga HC II PHC	HC II	GOV	506919	2,240,162	145086248700
1957	KIRUHURA	562	Orwigi HC II PHC	HC II	GOV	506920	2,240,162	145086249100
1958	KIRUHURA	562	Mooya HC II PHC	HC II	GOV	506921	2,240,162	145086250300
1959	KIRUHURA	562	Rwetamu HC II PHC	HC II	GOV	506922	2,240,162	145086250800
		562 Total					365,318,770	
1960	KOBOKO	563	KOBOKO districtHOSPITAL	Hospital	GOV	504847	93,023,733	1912100006
1961	KOBOKO	563	LUDARA HEALTH CENTRE III	HC III	GOV	504848	8,742,736	9030006403106
1962	KOBOKO	563	AYIPE HEALTH CENTRE III	HC III	GOV	504849	8,742,736	9030005698722
1963	KOBOKO	563	DRANYA HEALTH CENTRE III	HC III	GOV	504850	8,742,736	9030005698757
1964	KOBOKO	563	GBOROKOLONGO HEALTH CENTRE III	HC III	GOV	504851	8,742,736	9030005635674
1965	KOBOKO	563	LOBULE HEALTH CENTRE III	HC III	GOV	507140	8,742,736	9030006347265
1966	KOBOKO	563	DRICILE HEALTH CENTRE III	HC III	GOV	507141	8,742,736	9030006347273
1967	KOBOKO	563	BAMURE HEALTH CENTRE II	HC II	GOV	504852	3,438,066	9030009197922
1968	KOBOKO	563	KULUBA HEALTH CENTRE II	HC II	GOV	504853	3,438,066	9030006347451
1969	KOBOKO	563	LURUJO HEALTH CENTRE II	HC II	GOV	504854	3,438,066	9030006347559
1970	KOBOKO	563	ORABA HEALTH CENTREII	HC II	GOV	504855	3,438,066	9030006347575
1971	KOBOKO	563	PAMODO HEALTH CENTRE II	HC II	GOV	504856	3,438,066	9030005698714
1972	KOBOKO	563	CHAKULIA HEALTH CENTRE II	HC II	GOV	504857	3,438,066	9030004105698
1973	KOBOKO	563	PIJOKE HEALTH CENTRE II	HC II	GOV	504858	3,438,066	9030005153475
		563 Total					169,546,611	
1974	AMOLATOR	564	Amai Hospital	Hospital	UPMB	7442	76,277,120	1010000679
1975	AMOLATOR	564	Community health centre alemer	HC II	CBO	504417	2,500,000	1010610322
1976	AMOLATOR	564	Amolatar HC IV	HC IV	GOV	504409	29,347,001	145065411200
1977	AMOLATOR	564	Etam HC III	HC III	GOV	504410	12,547,335	145065410400
1978	AMOLATOR	564	Namasale HC III	HC III	GOV	504411	12,547,335	145065414100
1979	AMOLATOR	564	Aputi HC III	HC III	GOV	506690	12,547,335	145065411000
1980	AMOLATOR	564	Awonangiro HC II	HC II	GOV	504413	4,852,677	145065411100
1981	AMOLATOR	564	Arwotcek HC II	HC II	GOV	504412	4,852,677	145065410500
1982	AMOLATOR	564	Acii HC II	HC II	GOV	504414	4,852,677	145065414300
1983	AMOLATOR	564	Nakatiti HC II	HC II	GOV	504415	4,852,677	145066849900
1984	AMOLATOR	564	Anamwany HC II	HC II	GOV	504416	4,852,677	145093765900
1985	AMOLATOR	564	Alyechmeda HC II	HC II	GOV	506691	4,852,677	145065410900
1986	AMOLATOR	564	Biko HC II	HC II	GOV	506692	4,852,677	145065414200
		564 Total					179,734,865	
1987	AMURIA	565	ST CLARE ORUNGO HEALTH CENTRE	HC III	UCMB	504450	8,688,798	4510613081
1988	AMURIA	565	ST MICHAEL HEALTH CARE FOUNDATION	HC III	UCMB	504451	6,935,603	4510311322
1989	AMURIA	565	ST FRANCIS DISPENSARY ACUMET	HC III	UCMB	504445	6,644,375	4520001615
1990	AMURIA	565	AMUCU HEALTH CENTRE III	HC III	UCMB	504446	6,644,375	4520310001

Sector Grant and Budget Guidelines FY 2017/18

S/N	VOTE NAME	VOTE NO	ACCOUNT NAME	LEVEL	OWNER SHIP	IFMS SUPPLIER ID	ANNUAL BUDGET FY2017/18	BANK ACCOUNT NUMBERS
1991	AMURIA	565	AMURIA CoU HC II	HC II	UPMB	504447	4,088,846	142056165000
1992	AMURIA	565	ABEKO HEALTH CENTRE 2 PHC	HC II	UPMB	506698	7,359,923	141056162400
1993	AMURIA	565	AMURIA DLG HSD	HC IV	GOV	506694	41,755,201	145056098400
1994	AMURIA	565	KAPELEBYONG DLG HSD	HC IV	GOV	504438	33,026,607	145056098300
1995	AMURIA	565	ABARILELA HEALTH CENTRE III	HC III	GOV	504431	7,950,648	142056135100
1996	AMURIA	565	ACOWA HEALTH CENTRE III	HC III	GOV	504442	7,666,054	145056163400
1997	AMURIA	565	WEREAHEALTH CENTRE III	HC III	GOV	548066	7,611,325	145056147800
1998	AMURIA	565	MORUNGATUNY HEALTH CENTRE III	HC III	GOV	504434	7,455,893	145056334000
1999	AMURIA	565	ASAMUK HEALTH CENTRE III	HC III	GOV	504436	7,447,136	142056128800
2000	AMURIA	565	ORUNGO HEALTH CENTRE III	HC III	GOV	504437	7,447,136	145056152500
2001	AMURIA	565	OBALANGA HEALTH CENTRE III	HC III	GOV	506700	7,447,136	142056137800
2002	AMURIA	565	AMUSUS HEALTH CENTRE 2 PHC	HC III	GOV	506697	7,447,136	142056157600
2003	AMURIA	565	AKERIAU HEALTH CENTRE II	HC II	GOV	504426	1,635,538	142056124900
2004	AMURIA	565	ALERE HEALTH CENTRE II	HC II	GOV	504427	1,635,538	142056130800
2005	AMURIA	565	GOLOKWARA HEALTH CENTRE II	HC II	GOV	504429	1,635,538	142056106800
2006	AMURIA	565	AMOLO HEALTH CENTRE II	HC II	GOV	504430	1,635,538	145056169400
2007	AMURIA	565	AEKET HEALTH CENTRE II	HC II	GOV	504428	1,635,538	142056136100
2008	AMURIA	565	ABIA HEALTH CENTRE II PHC	HC II	GOV	504432	1,635,538	142056153300
2009	AMURIA	565	AMILIMIL HEALTH CENTRE II	HC II	GOV	504433	1,635,538	142056137200
2010	AMURIA	565	OLWA HEALTH CENTRE II	HC II	GOV	504435	1,635,538	142056153400
2011	AMURIA	565	AMASENIKO HEALTH CENTRE II	HC II	GOV	504439	1,635,538	142056159200
2012	AMURIA	565	NYADA HEALTH CENTRE2	HC II	GOV	504440	1,635,538	142056161000
2013	AMURIA	565	ALITO HEALTH CENTRE II	HC II	GOV	504441	1,635,538	142056127800
2014	AMURIA	565	ANGEREPO HEALTH CENTRE II	HC II	GOV	504443	1,635,538	142056109200
2015	AMURIA	565	AGONGA HEALTH CENTRE2	HC II	GOV	506695	1,635,538	142056176600
2016	AMURIA	565	ARUTE HEALTH CENTRE II	HC II	GOV	506696	1,635,538	142056119800
2017	AMURIA	565	OKOBOI HEALTH CENTRE II	HC II	GOV	506699	1,635,538	142056113100
2018	AMURIA	565	AJELEIK HEALTH CENTRE II	HC II	GOV	506701	1,635,538	142056109100
		565 Total					201,784,807	
2019	MANAFWA	566	Butiru Chrisco HCIII	HC III	UPMB	506216	5,331,948	121043575501
2020	MANAFWA	566	BUBULO WALANGA COU DISP	HC II	UPMB	551183	1,739,899	9030001187219
2021	MANAFWA	566	Butiru Holy Family	HC II	UCMB	506224	1,543,459	9030007107152
2022	MANAFWA	566	Bubulo HCIV	HC IV	GOV	506220	3,747,523	17679544010109
2023	MANAFWA	566	Bugobero HCIV	HC IV	GOV	506227	3,747,523	17679044010109
2024	MANAFWA	566	Butiru HCIII	HC III	GOV	506217	1,047,622	17679244010109
2025	MANAFWA	566	Lwanjusi HCIII	HC III	GOV	506219	1,047,622	17679344010109
2026	MANAFWA	566	Bukewa HCIII	HC III	GOV	507223	1,047,484	17679744010109
2027	MANAFWA	566	BukimanayiHCIII	HC II	GOV	506221	428,365	17679944010109
2028	MANAFWA	566	Ikaali HCII	HC II	GOV	506222	316,686	17680044010109
		566 Total					19,998,132	
2029	BUKWO	567	BUKWO GENERAL HOSPITAL	Hospital	GOV	504334	140,523,727	140027716501
2030	BUKWO	567	BUKWOHEALTHCENTRE	HC IV	UCMB	504335	4,639,890	9030005687941
2031	BUKWO	567	CHESOWER HEALTH CENTRE III	HC III	GOV	504333	13,059,139	140080845101
2032	BUKWO	567	KAPKOLOSWO HEALTH CENTRE III	HC III	GOV	504332	10,234,654	140080838501
2033	BUKWO	567	KORTEK HEALTH CENTRE III	HC III	GOV	506665	10,234,654	140080845401
2034	BUKWO	567	CHESIMAT HEALTH CENTRE II	HC II	GOV	504330	3,702,040	140028315501
2035	BUKWO	567	ARALAM HEALTH CENTRE II	HC II	GOV	504331	3,702,040	140042765701
2036	BUKWO	567	CHEPKWASTA HEALTH CENTRE II	HC II	GOV	506664	3,702,040	140021003101
2037	BUKWO	567	AMANANG HEALTH CENTRE II	HC II	GOV	504322	2,961,632	140080847201
2038	BUKWO	567	KAPKOROS HEALTH CENTRE II	HC II	GOV	504323	2,961,632	140080838701
2039	BUKWO	567	BRIM HEALTH CENTRE II	HC II	GOV	504324	2,961,632	140080845501
2040	BUKWO	567	KAPSARUR HEALTH CENTRE II	HC II	GOV	504325	2,961,632	140080847101
2041	BUKWO	567	MUTUSHET HEALTH CENTRE II	HC II	GOV	504326	2,961,632	140080845601
2042	BUKWO	567	KAMET HEALTH CENTRE II	HC II	GOV	504327	2,961,632	140080845201
2043	BUKWO	567	TULEL HEALTH CENTRE II	HC II	GOV	504328	2,961,632	140027770401
2044	BUKWO	567	KWIRWOT HEALTH CENTRE II	HC II	GOV	504329	2,961,632	140080838601

Sector Grant and Budget Guidelines FY 2017/18

S/N	VOTE NAME	VOTE NO	ACCOUNT NAME	LEVEL	OWNER SHIP	IFMS SUPPLIER ID	ANNUAL BUDGET FY2017/18	BANK ACCOUNT NUMBERS
		567 Total					213,491,242	
2045	MITYANA	568	Mityana Hospital	Hospital	GOV	19550	313,458,068	140028060201
2046	MITYANA	568	Lulagala HC III	HC III	UPMB	504911	4,174,267	121028250401
2047	MITYANA	568	Namutamba HC III	HC III	UPMB	504913	4,174,267	121028191501
2048	MITYANA	568	ArchBishop Kiwanuka DHSP	HC III	UCMB	504921	4,174,267	9020333169
2049	MITYANA	568	UMSC Mityana Health Centre	HC III	UMMB	504923	4,174,267	9010301248
2050	MITYANA	568	ST. PADREPIO HC III/GOVERN	HC III	UCMB	504925	4,174,267	3410400070
2051	MITYANA	568	Kambaala HC III	HC III	UCMB	504926	4,174,267	9020443276
2052	MITYANA	568	Cardinal Nsubuga Memorial HC I	HC III	UCMB	506785	4,174,267	9020600020
2053	MITYANA	568	St Noa Buyambi HC II	HC III	UCMB	504918	2,782,842	9020342668
2054	MITYANA	568	Bukalammuli Health Centre	HC III	UCMB	504919	2,782,842	9020332693
2055	MITYANA	568	Holy Family Nalugi HC II	HC II	UCMB	504927	2,782,842	9020344160
2056	MITYANA	568	Mwera Health Centre IV	HC IV	GOV	504886	27,758,128	9012100002
2057	MITYANA	568	Kyantungo Health Centre IV	HC IV	GOV	504887	27,758,128	9012100004
2058	MITYANA	568	Ssekanyonyi Health Centre IV	HC IV	GOV	504888	27,758,128	9012100057
2059	MITYANA	568	Kajoji HC II	HC III	GOV	504914	7,908,628	121028184601
2060	MITYANA	568	Maanyi Health Centrelll	HC III	GOV	504892	7,908,628	140528225101
2061	MITYANA	568	Malangala Health Centre III	HC III	GOV	504893	7,908,628	140528225201
2062	MITYANA	568	Bulera HC III	HC III	GOV	504894	7,908,628	140528296701
2063	MITYANA	568	Kyamusisi HC III	HC III	GOV	504895	7,908,628	140528547501
2064	MITYANA	568	Kikandwa HC III	HC III	GOV	504896	7,908,628	140528226401
2065	MITYANA	568	Kitongo HC III	HC III	GOV	506776	7,908,628	140528227101
2066	MITYANA	568	Kalangalo HC II	HC III	GOV	504903	5,838,126	140528226501
2067	MITYANA	568	Busunju HC II	HC III	GOV	504906	5,838,126	140528226801
2068	MITYANA	568	Namungo HC II	HC III	GOV	506781	5,838,126	140528241501
2069	MITYANA	568	Kibaale HC II	HC II	GOV	504249	2,406,159	140596028401
2070	MITYANA	568	Namigavu HC II	HC II	GOV	504900	2,406,159	140528296601
2071	MITYANA	568	Miseebe HC II	HC II	GOV	504901	2,406,159	140528323401
2072	MITYANA	568	Nawangiri Bekina HC II	HC II	GOV	504902	2,406,159	140528569401
2073	MITYANA	568	Kalama HC II	HC II	GOV	504907	2,406,159	140528227301
2074	MITYANA	568	Nakaziba HC II	HC II	GOV	504908	2,406,159	140528229801
2075	MITYANA	568	Kiteredde HC II	HC II	GOV	504909	2,406,159	140537915901
2076	MITYANA	568	Kasiikombe HC II	HC II	GOV	504910	2,406,159	9010503266
2077	MITYANA	568	Mpongo HC II	HC II	GOV	506778	2,406,159	140528297201
2078	MITYANA	568	Lusaalira HC II	HC II	GOV	506779	2,406,159	140528599501
2079	MITYANA	568	Kanyanya HC II	HC II	GOV	506780	2,406,159	140528538501
2080	MITYANA	568	Kiyoganyi HC II	HC II	GOV	506782	2,406,159	140537844501
		568 Total					536,049,529	
2081	NAKASEKE	569	Nakaseke Hospital	Hospital	GOV	505360	297,642,530	9030006403297
2082	NAKASEKE	569	Kiwoko Hospital	Hospital	UPMB	34181	73,614,148	9030006384667
2083	NAKASEKE	569	Namusale HC II	HC II	UPMB	505372	957,428	9030000503397
2084	NAKASEKE	569	Kabogwe HCII	HC II	UCMB	505373	957,428	903000028133
2085	NAKASEKE	569	Kirema HCIII	HC III	UPMB	505374	957,428	9030005970643
2086	NAKASEKE	569	St John?s Bukatira HCII	HC II	UPMB	505375	957,428	9030000508941
2087	NAKASEKE	569	Lusanja HC II	HC II	UCMB	506863	957,428	9030001021930
2088	NAKASEKE	569	Ngoma HCIV	HC IV	GOV	505361	21,217,459	9030007621891
2089	NAKASEKE	569	Semuto HC IV	HC IV	GOV	505362	21,217,459	9030007955692
2090	NAKASEKE	569	Kapeeka HC III	HC III	GOV	505363	9,624,626	9030007776615
2091	NAKASEKE	569	Wakyato HC III	HC III	GOV	505364	9,624,626	9030008005426
2092	NAKASEKE	569	Bidabugya HC III	HC III	GOV	505365	9,624,626	9030008003881
2093	NAKASEKE	569	Kinyogoga HC III	HC III	GOV	505366	9,624,626	9030008006198
2094	NAKASEKE	569	Kikamulo HC III	HC III	GOV	505367	9,624,626	9030007955595
2095	NAKASEKE	569	Kyangato HC II	HC II	GOV	505368	2,985,709	9030007955447
2096	NAKASEKE	569	Kalagala HC II	HC II	GOV	505369	2,985,709	9030008006244
2097	NAKASEKE	569	Bulyake HC II	HC II	GOV	505370	2,985,709	9030008004845
2098	NAKASEKE	569	Kalege HC II	HC II	GOV	505371	2,985,709	9030008004152
2099	NAKASEKE	569	Wansalangi HC II	HC II	GOV	506861	2,985,709	9030008006643

Sector Grant and Budget Guidelines FY 2017/18

S/N	VOTE NAME	VOTE NO	ACCOUNT NAME	LEVEL	OWNER SHIP	IFMS SUPPLIER ID	ANNUAL BUDGET FY2017/18	BANK ACCOUNT NUMBERS
2100	NAKASEKE	569	Kigege HCII	HC II	GOV	506862	2,985,709	9030007858212
2101	NAKASEKE	569	Nakaseeta HC II	HC II	GOV	548313	2,985,709	9030008003911
2102	NAKASEKE	569	Kikandwa HC II	HC II	GOV	548336	2,985,709	9030008004179
		569 Total					490,487,544	
2103	AMURU	570	AmuruHealth Centre III	HC III	UCMB	504529	8,551,129	1630019000012
2104	AMURU	570	Pabbo Health Centre III	HC III	UCMB	504530	8,551,129	1093500375580
2105	AMURU	570	Keyo Health Centre II	HC II	UPMB	506726	4,275,565	1091010570921
2106	AMURU	570	Attiak Health Centre IV	HC IV	GOV	504515	35,503,693	1093500274793
2107	AMURU	570	Bibia Health Centre III	HC III	GOV	504516	9,875,426	1093500376853
2108	AMURU	570	Olwal Health Centre III	HC III	GOV	504524	9,875,426	1093500375450
2109	AMURU	570	Kaladima Health Centre III	HC III	GOV	506722	9,875,426	1093500375795
2110	AMURU	570	Amuru Health Centre II	HC III	GOV	504511	5,799,679	1093501345876
2111	AMURU	570	Pawel Health Centre II	HC III	GOV	504517	5,799,679	1093500376860
2112	AMURU	570	Pogo Health Centre II	HC III	GOV	504528	5,799,679	1093500375740
2113	AMURU	570	Labongogali Health Centre II	HC II	GOV	504510	2,526,183	1093500379694
2114	AMURU	570	Okunggedi Health Centre II	HC II	GOV	504512	2,526,183	1093500383561
2115	AMURU	570	Mutema Health Centre II	HC II	GOV	504513	2,526,183	1093500842969
2116	AMURU	570	Omee I Health Centre II	HC II	GOV	504514	2,526,183	1093500842921
2117	AMURU	570	Palukere Health Centre II	HC II	GOV	504518	2,526,183	142011889500
2118	AMURU	570	Pacilo Health Center II	HC II	GOV	504519	2,526,183	142011889600
2119	AMURU	570	Okidi Health Centre II	HC II	GOV	504520	2,526,183	142011889700
2120	AMURU	570	Otici Health Centre	HC II	GOV	504521	2,526,183	1093500902991
2121	AMURU	570	Parabongo Health Centre II	HC II	GOV	504522	2,526,183	1093500375375
2122	AMURU	570	Guruguru Health Centre II	HC II	GOV	504523	2,526,183	1093500375849
2123	AMURU	570	Otong Health Centre II	HC II	GOV	504525	2,526,183	1093500375603
2124	AMURU	570	Olinga Health Centre II	HC II	GOV	504526	2,526,183	1093500850667
2125	AMURU	570	Odokonyero Health Centre II	HC II	GOV	504527	2,526,183	1093500850674
2126	AMURU	570	Awere Health Centre II	HC II	GOV	506723	2,526,183	1093500375764
2127	AMURU	570	Jenggari Health Centre li	HC II	GOV	506724	2,526,183	1093500375566
2128	AMURU	570	Bira Health Centre II	HC II	GOV	506725	2,526,183	1093500375573
		570 Total					144,325,761	
2129	BUDAKA	571	BUDAKA HEALTH CENTRE IV	Hospital	GOV	504344	49,895,454	1113500823302
2130	BUDAKA	571	NAMENGOHEALTH CENTRE III	HC III	UCMB	504355	8,548,545	9030009631908
2131	BUDAKA	571	IKIIKI HEALTH CENTRE III	HC III	GOV	504343	10,681,562	1113500819060
2132	BUDAKA	571	KEREKERENE HEALTH CENTRE III	HC III	GOV	504345	10,681,562	1113500827812
2133	BUDAKA	571	LYAMA HEALTH CENTRE III	HC III	GOV	504346	10,681,562	1113500825726
2134	BUDAKA	571	KADERUNA HEALTH CENTRE III	HC III	GOV	504347	10,681,562	1113501095801
2135	BUDAKA	571	NABOA HEALTH CENTRE III	HC III	GOV	504349	10,681,562	1113501082612
2136	BUDAKA	571	KAMONKOLI HEALTH CENTRE III	HC III	GOV	504350	10,681,562	1113501102961
2137	BUDAKA	571	KATIRA HEALTH CENTRE III	HC III	GOV	504352	10,681,562	1113500837576
2138	BUDAKA	571	KAMERUKA HEALTH CENTRE III	HC III	GOV	504353	10,681,562	1113500818933
2139	BUDAKA	571	SAPIRI HEALTHCENTRE III	HC III	GOV	506672	10,681,562	1113500811811
2140	BUDAKA	571	NAMUSITA HEALTH CENTRE II	HC II	GOV	504348	2,906,284	1113501121887
2141	BUDAKA	571	KEBULA HEALTH CENTRE II	HC II	GOV	504351	2,906,284	1113500837286
2142	BUDAKA	571	BUTOVE HEALTH CENTRE II	HC II	GOV	506671	2,906,284	1113501233890
		571 Total					163,296,906	
2143	OYAM	572	Aber hospital Operations	Hospital	UCMB	506371	173,521,000	9030006340937
2144	OYAM	572	Minakulu Health Centre III	HC III	UCMB	506370	7,037,531	9030002886277
2145	OYAM	572	Anyeke Health Centre IV	HC IV	GOV	506368	59,698,189	121165200900
2146	OYAM	572	Iceme Health Centre III	HC III	GOV	506369	19,445,192	140032729001
2147	OYAM	572	Otwal Health Centre III	HC III	GOV	506365	16,716,622	121165201200
2148	OYAM	572	Ngai Health Centre III	HC III	GOV	506366	16,716,622	121165201500
2149	OYAM	572	Agulurude Health Centre III	HC III	GOV	506367	16,716,622	121165200700
2150	OYAM	572	Loro Health Centre II	HC II	GOV	505894	2,729,508	121165201100
2151	OYAM	572	Zambia Health Centre II	HC II	GOV	505896	2,729,508	121165200600
2152	OYAM	572	Atipe Health Centre II	HC II	GOV	505903	2,729,508	121165201000

Sector Grant and Budget Guidelines FY 2017/18

S/N	VOTE NAME	VOTE NO	ACCOUNT NAME	LEVEL	OWNER SHIP	IFMS SUPPLIER ID	ANNUAL BUDGET FY2017/18	BANK ACCOUNT NUMBERS
2153	OYAM	572	Acimi Health Centre II	HC II	GOV	506899	2,729,508	121165201900
2154	OYAM	572	Abela Health Centre II	HC II	GOV	506901	2,729,508	121165200400
2155	OYAM	572	Iceme Health Centre II	HC II	GOV	505895	2,339,579	121165202000
2156	OYAM	572	Aber Health Centre II	HC II	GOV	505899	2,339,579	121165200800
2157	OYAM	572	Ariba Health Centre II	HC II	GOV	505900	2,339,579	121165200100
2158	OYAM	572	Atura Health Centre II	HC II	GOV	505902	2,339,579	121165200300
2159	OYAM	572	Alao Health Centre II	HC II	GOV	505904	2,339,579	121165202100
2160	OYAM	572	Minakulu Health Centre II	HC II	GOV	506897	2,339,579	121165201700
2161	OYAM	572	Amwa Health Centre II	HC II	GOV	506900	2,339,579	121165201600
2162	OYAM	572	Adyegi Health Centre II	HC II	GOV	505897	1,949,649	121165201300
2163	OYAM	572	Adigo Health Centre II	HC II	GOV	505898	1,949,649	121165201400
2164	OYAM	572	Akwangi Health Centre II	HC II	GOV	505901	1,949,649	121165200200
2165	OYAM	572	Alira B Health Centre II	HC II	GOV	505905	1,949,649	121165201800
2166	OYAM	572	Acokora Health Centre II	HC II	GOV	506898	1,949,649	121165200500
		572 Total					349,624,615	
2167	ABIM	573	ABIM HOSPITAL ACCOUNT	Hospital	GOV	505444	168,600,401	1163500273497
2168	ABIM	573	MORULEM PNFP HOSPITAL	HC III	UCMB	505914	42,453,141	1163500279246
2169	ABIM	573	KANU PNFP HOSPITAL	HC II	UPMB	505915	13,503,705	1163500252829
2170	ABIM	573	ABIM DLG ORWAMUGE HEALTH CENTER	HC III	GOV	505445	9,318,706	01163500235884
2171	ABIM	573	NYAKWAE HEALTH CENTRE III	HC III	GOV	505446	9,318,706	1163500232975
2172	ABIM	573	ALEREK HEALTH CENTRE III	HC III	GOV	506960	9,318,706	1163500233156
2173	ABIM	573	KATABOK HEALTH CENTRE II	HC II	GOV	505447	4,301,902	1163500235969
2174	ABIM	573	OBOLOKOME HEALTH CENTRE II	HC II	GOV	505448	4,301,902	1163500244145
2175	ABIM	573	ORETA HEALTH CENTRE II	HC II	GOV	505449	4,301,902	1163500232968
2176	ABIM	573	PUPU KAMUYA HEALTH CENTRE II	HC II	GOV	505906	4,301,902	1163500232951
2177	ABIM	573	WILELA HEALTH CENTRE II	HC II	GOV	505907	4,301,902	1163500233019
2178	ABIM	573	KOYA HEALTH CENTRE II	HC II	GOV	505908	4,301,902	1163500233187
2179	ABIM	573	GANGMING HEALTH CENTRE II	HC II	GOV	505909	4,301,902	1163500235860
2180	ABIM	573	ABIM DLG AWACH HEALTH CENTER	HC II	GOV	505910	4,301,902	01163500235877
2181	ABIM	573	KIRU HEALTH CENTRE II	HC II	GOV	505911	4,301,902	1163500295307
2182	ABIM	573	OPOPONGO HEALTH CENTRE II	HC II	GOV	505912	4,301,902	1163500232982
2183	ABIM	573	ABIM DLG ATUNGA HEALTH CENTER	HC II	GOV	505913	4,301,902	01163500235853
2184	ABIM	573	ADEA HEALTH CENTRE II	HC II	GOV	506961	4,301,902	1163500235952
		573 Total					304,136,188	
2185	NAMUTUMBA	574	MULAMA HC II	HC II	GOV	506238	3,855,484	142063451900
2186	NAMUTUMBA	574	IVUKULA HC II	HC II	UPMB	506243	1,927,742	142061776100
2187	NAMUTUMBA	574	NAWAMPANDU HC II	HC II	UPMB	506245	1,927,742	142061776400
2188	NAMUTUMBA	574	NAMALEMBA HC II	HC II	UPMB	506246	1,927,742	142061776600
2189	NAMUTUMBA	574	KIGALAMA HC II	HC II	UPMB	506248	1,927,742	142061776900
2190	NAMUTUMBA	574	MPULIRA HC II	HC II	UPMB	507234	1,927,742	142061776200
2191	NAMUTUMBA	574	NAWAIKONA HC II	HC III	UPMB	507235	1,927,742	142061776500
2192	NAMUTUMBA	574	NSINZE HC IV	HC IV	GOV	506228	46,079,055	145061775500
2193	NAMUTUMBA	574	NAMUTUMBA HC III	HC III	GOV	506229	11,770,631	142061775600
2194	NAMUTUMBA	574	BULANGE HCIII	HC III	GOV	506230	11,770,631	142061775800
2195	NAMUTUMBA	574	IVUKULA HC III	HC III	GOV	506231	11,770,631	142061775900
2196	NAMUTUMBA	574	MAGADA HC III	HC III	GOV	507227	11,770,631	142061775700
2197	NAMUTUMBA	574	NABISOIGI HC III	HC III	GOV	507228	11,770,631	6016020000596
2198	NAMUTUMBA	574	BUGOBI HC II	HC III	GOV	507233	10,643,534	142063451600
2199	NAMUTUMBA	574	BUWONGO HC II	HC II	GOV	506232	3,855,484	142063450200
2200	NAMUTUMBA	574	NAKYERE HC II	HC II	GOV	506233	3,855,484	142063450300
2201	NAMUTUMBA	574	LWATAMA HC II	HC II	GOV	506234	3,855,484	142063450500
2202	NAMUTUMBA	574	NAMUSITA HC II	HC II	GOV	506235	3,855,484	142063450600
2203	NAMUTUMBA	574	KIKALU HC II	HC II	GOV	506236	3,855,484	142063450800
2204	NAMUTUMBA	574	IRIMBI HC II	HC II	GOV	506237	3,855,484	142063450900
2205	NAMUTUMBA	574	KAITI HC II	HC II	GOV	506239	3,855,484	142063451100

Sector Grant and Budget Guidelines FY 2017/18

S/N	VOTE NAME	VOTE NO	ACCOUNT NAME	LEVEL	OWNER SHIP	IFMS SUPPLIER ID	ANNUAL BUDGET FY2017/18	BANK ACCOUNT NUMBERS
2206	NAMUTUMBA	574	BUYOBOYA HC II	HC II	GOV	506240	3,855,484	142063451400
2207	NAMUTUMBA	574	NAMUWONDO HC II	HC II	GOV	506241	3,855,484	142063451500
2208	NAMUTUMBA	574	BUKONTE HC II	HC II	GOV	506242	3,855,484	142063451700
2209	NAMUTUMBA	574	BUGOBI HC II	HC II	GOV	506247	3,855,484	142061776700
2210	NAMUTUMBA	574	KIRANGA HC II	HC II	GOV	507229	3,855,484	142063450400
2211	NAMUTUMBA	574	NANGONDE HC II	HC II	GOV	507230	3,855,484	142063450700
2212	NAMUTUMBA	574	KAGULU HC II	HC II	GOV	507231	3,855,484	142063451000
2213	NAMUTUMBA	574	KISIIMU HC II	HC II	GOV	507232	3,855,484	142063451300
		574 Total					188,829,947	
2214	DOKOLO	575	Amuda HC II (UMCB HC)	HC II	UCMB	505856	7,584,000	1471011114780
2215	DOKOLO	575	Dokolo HC IV	HC IV	GOV	505843	30,187,748	1471011114708
2216	DOKOLO	575	Bata HC III	HC III	GOV	505844	14,074,864	1471011114683
2217	DOKOLO	575	Kangai HC III	HC III	GOV	505845	14,074,864	1471011114823
2218	DOKOLO	575	Kwera HC III	HC III	GOV	505846	14,074,864	1471011114692
2219	DOKOLO	575	Agwata HC III	HC III	GOV	506882	14,074,864	1471011114735
2220	DOKOLO	575	Amwoma HC II	HC II	GOV	505847	4,623,740	1471011114744
2221	DOKOLO	575	Atabu HC II	HC II	GOV	505848	4,623,740	1471011114726
2222	DOKOLO	575	Abalang HC II	HC II	GOV	505849	4,623,740	1471011114814
2223	DOKOLO	575	Kachung HC II	HC II	GOV	505850	4,623,740	1471011114647
2224	DOKOLO	575	Awelo HC II	HC II	GOV	505851	4,623,740	1471011114674
2225	DOKOLO	575	Awiri HC II	HC II	GOV	505852	4,623,740	1471011114601
2226	DOKOLO	575	Alapata HC II	HC II	GOV	505853	4,623,740	1471011114717
2227	DOKOLO	575	Anyacoto HC II	HC II	GOV	505854	4,623,740	1471011114869
2228	DOKOLO	575	Bardyang HC II	HC II	GOV	505855	4,623,740	1471011114799
2229	DOKOLO	575	Adok HC II	HC II	GOV	506883	4,623,740	1471011114762
		575 Total					140,308,601	
2230	BULISA	576	BULIISA GENERAL HOSPITAL	Hospital	GOV	505857	208,033,734	9030009278892
2231	BULISA	576	BULIISA HEALTH CENTRE IV	HC IV	GOV	506884	29,302,339	9030009859429
2232	BULISA	576	AVOGERA HEALTH CENTRE II	HC III	GOV	505860	10,604,807	140043777701
2233	BULISA	576	BIISO HEALTH CENTRE III	HC III	GOV	505861	10,604,807	9030005739267
2234	BULISA	576	BUTIABA HEALTH CENTRE II	HC III	GOV	506885	10,604,807	9030006300064
2235	BULISA	576	BUGOIGO HEALTH CENTRE II	HC II	GOV	505859	6,499,019	9030006300161
2236	BULISA	576	KIHUNGYA HEALTHH CENTRE II	HC II	GOV	505862	6,499,019	9030005739275
2237	BULISA	576	KIGWERA HEALTH CENTRE II	HC II	GOV	505863	6,499,019	9030006300048
		576 Total					288,647,549	
2238	MARACHA	577	Maracha Hospital Delegated	Hospital	UCMB	505616	138,101,485	9030006293793
2239	MARACHA	577	YIVU ABEA HEALTH CENTER GENERAL FU	HC II	UPMB	507011	12,953,665	2010630167
2240	MARACHA	577	KIJOMORO HC III	HC III	GOV	505608	13,061,320	19169644020115
2241	MARACHA	577	NYADRI HC III	HC III	GOV	505609	13,061,320	142078608200
2242	MARACHA	577	OVUJO HC III	HC III	GOV	505610	13,061,320	142078608400
2243	MARACHA	577	KAMAKA HC III	HC III	GOV	505611	13,061,320	142078608600
2244	MARACHA	577	TARA HC III	HC III	GOV	505612	13,061,320	142078608700
2245	MARACHA	577	OLUVU HC III	HC III	GOV	505613	13,061,320	142078608900
2246	MARACHA	577	OLEBA HC III	HC III	GOV	507007	13,061,320	142078608100
2247	MARACHA	577	ELIOFE HC III	HC III	GOV	507008	13,061,320	142078608500
2248	MARACHA	577	WADRA HC III	HC III	GOV	507009	13,061,320	142078608800
2249	MARACHA	577	LOINYA HC II	HC II	GOV	505614	4,799,535	142078609000
2250	MARACHA	577	CURUBE HC II	HC II	GOV	505615	4,799,535	142078609200
2251	MARACHA	577	AJIKORO HC II	HC II	GOV	507010	4,799,535	142078609100
		577 Total					283,005,635	
2252	BUKEDEA	578	KACHUMBALA MISSION DISPENSARY	HC II	UCMB	504610	6,345,082	4710600022
2253	BUKEDEA	578	BUKEDEA MISSION HC II	HC II	UCMB	506585	6,345,082	4710600023
2254	BUKEDEA	578	BUKEDEA HEALTH CENTRE IV	HC IV	GOV	504605	31,363,222	140051958601
2255	BUKEDEA	578	MALERA HEALTH CENTRE III	HC III	GOV	504606	14,808,642	9030005697351

Sector Grant and Budget Guidelines FY 2017/18

S/N	VOTE NAME	VOTE NO	ACCOUNT NAME	LEVEL	OWNER SHIP	IFMS SUPPLIER ID	ANNUAL BUDGET FY2017/18	BANK ACCOUNT NUMBERS
2256	BUKEDEA	578	KACHUMBALA HEALTH CENTRE III	HC III	GOV	504607	14,808,642	9030005748622
2257	BUKEDEA	578	KIDONGOLE HEALTH CENTRE III	HC III	GOV	504608	14,808,642	9030005697408
2258	BUKEDEA	578	KOLIR HEALTH CENTRE III	HC III	GOV	506583	14,808,642	9030005748606
2259	BUKEDEA	578	KABARWA HEALTH CENTRE III	HC III	GOV	506584	14,808,642	9030005748568
2260	BUKEDEA	578	ST MARTHA MATERNITY HOME HC II	HC II	GOV	504611	4,397,977	3120417866
2261	BUKEDEA	578	TAJAR HEALTH CENTRE II	HC II	GOV	504609	4,397,977	140051918901
		578 Total					126,892,549	
2262	BUDUDA	579	Bududa HospitalAccount	Hospital	GOV	506302	163,657,334	121139847100
2263	BUDUDA	579	Namaitso COUHealth Centre II	HC II	UPMB	506300	1,594,498	9030001333339
2264	BUDUDA	579	Bukigai SDA Health Centre II	HC II	UPMB	507249	1,594,498	9030001186824
2265	BUDUDA	579	Bukigai Health Centre III	HC III	GOV	506292	12,540,192	9030005975009
2266	BUDUDA	579	Bukalasi Health Centre III	HC III	GOV	506293	12,350,365	9030005975084
2267	BUDUDA	579	Bushiya Health centre III	HC III	GOV	506294	12,350,365	9030005975068
2268	BUDUDA	579	Bufuma Health Centre III	HC III	GOV	506295	12,350,365	140032298601
2269	BUDUDA	579	Bushika Health Centre III	HC III	GOV	506296	12,350,365	9030005975076
2270	BUDUDA	579	Bulucheke Health Centre III	HC III	GOV	507246	12,350,365	145006928700
2271	BUDUDA	579	Bukibokolo Health Centre III	HC III	GOV	507247	12,350,364	9030005975106
2272	BUDUDA	579	Bubungi Health Centre II	HC II	GOV	506297	5,379,025	9030005786869
2273	BUDUDA	579	Bumusi Health Centre II	HC II	GOV	506298	5,379,025	1014200705616
2274	BUDUDA	579	Buwagiyu Health Centre II	HC II	GOV	506299	5,379,025	1014200701598
2275	BUDUDA	579	Bunamono HealthCentre II	HC II	GOV	507248	5,379,025	9030005786877
		579 Total					275,004,811	
2276	LYANTONDE	580	LYANTONDE HOSPITAL	Hospital	GOV	462053	160,280,106	9030006380459
2277	LYANTONDE	580	LYANTONDE MUSLIM HEALTH CENTRE	HC III	UMMB	507045	5,731,122	9030005768801
2278	LYANTONDE	580	ST ELIZABETH KIJUKIZO DISPENSARY	HC III	UCMB	505733	3,791,939	6120400010
2279	LYANTONDE	580	KINUUKA HCIII	HC III	GOV	505718	9,531,781	9030005523558
2280	LYANTONDE	580	KALIIRO HCIII	HC III	GOV	505719	9,531,781	9030005523477
2281	LYANTONDE	580	MPUMUDE HCIII	HC III	GOV	505720	9,531,781	9030005494671
2282	LYANTONDE	580	KASAGAMA HCIII	HC III	GOV	505721	9,531,781	9030005503093
2283	LYANTONDE	580	BUYAGA HCII	HC II	GOV	505722	2,563,244	9030005495287
2284	LYANTONDE	580	KIYINDA HCII	HC II	GOV	505723	2,563,244	9030005500159
2285	LYANTONDE	580	KYEMAMBA HCII	HC II	GOV	505724	2,563,244	9030005499827
2286	LYANTONDE	580	LYAKAJURA HCII	HC II	GOV	505725	2,563,244	9030005509601
2287	LYANTONDE	580	KABAYANDA HCII	HC II	GOV	505726	2,563,244	9030005516608
2288	LYANTONDE	580	KATOVU HCII	HC II	GOV	505727	2,563,244	9030005498286
2289	LYANTONDE	580	NAMUTAMBA HCII	HC II	GOV	505728	2,563,244	9030005493829
2290	LYANTONDE	580	KYENSHAMA HCII	HC II	GOV	505729	2,563,244	9030005494477
2291	LYANTONDE	580	KABETEMERE HCII	HC II	GOV	505730	2,563,244	9030005494043
2292	LYANTONDE	580	BUYANJA HCII	HC II	GOV	505731	2,563,244	9030005523833
2293	LYANTONDE	580	KEMUNYU HCII	HC II	GOV	505732	2,563,244	9030005523701
2294	LYANTONDE	580	KYAKUTEREKERA HCII	HC II	GOV	507043	2,563,244	9030005493993
2295	LYANTONDE	580	KABATEMA HCII	HC II	GOV	507044	2,563,244	9030005523744
		580 Total					241,252,458	
2296	AMUDAT	581	AMUDAT HOSP DELEG FUND	Hospital	UPMB	504425	100,841,584	9030005691086
2297	AMUDAT	581	LOROO HEALTH UNIT	HC III	GOV	504419	14,883,687	9030008722853
2298	AMUDAT	581	KARITA HEALTH UNIT	HC III	GOV	504420	14,883,687	9030008724341
2299	AMUDAT	581	ACHORICHOR HEALTH UNIT	HC II	GOV	504421	5,129,529	9030009842933
2300	AMUDAT	581	AMUDAT HEALTH UNIT	HC II	GOV	504422	5,129,529	9030009842666
2301	AMUDAT	581	ALAKASHEALTH UNIT	HC II	GOV	504423	5,129,529	9030008725275
2302	AMUDAT	581	CHEPTAPOYO HEALTH UNIT	HC II	GOV	504424	5,129,529	9030008724821
2303	AMUDAT	581	LOKALES HEALTH UNIT	HC II	GOV	506693	5,129,529	9030008724163
		581 Total					156,256,603	
2304	BUIKWE	582	Kawolo hospital	Hospital	GOV	504594	196,133,098	140098602301

Sector Grant and Budget Guidelines FY 2017/18

S/N	VOTE NAME	VOTE NO	ACCOUNT NAME	LEVEL	OWNER SHIP	IFMS SUPPLIER ID	ANNUAL BUDGET FY2017/18	BANK ACCOUNT NUMBERS
2305	BUIKWE	582	Nkokonjeru hospital delegated	Hospital	UCMB	504595	62,086,388	140023719401
2306	BUIKWE	582	Nyenga hospital delegated fund	Hospital	UCMB	504596	61,476,287	140023720101
2307	BUIKWE	582	St Charles Lwanga hospital	Hospital	UCMB	504597	21,955,817	4210600122
2308	BUIKWE	582	Makonge health centre III	HC III	UPMB	504599	4,897,060	140024062201
2309	BUIKWE	582	Kavule Dispensary	HC II	UCMB	504601	3,261,988	121024505401
2310	BUIKWE	582	Kisimba Muslim	HC II	UMMB	504600	3,261,988	121024242001
2311	BUIKWE	582	Kasubi Health Centre	HC III	GOV	20422	10,285,515	9030005448904
2312	BUIKWE	582	Makindu Health Centre	HC III	GOV	504579	10,285,515	140531282401
2313	BUIKWE	582	NgogweHealth Centre	HC III	GOV	504580	10,285,515	140574210401
2314	BUIKWE	582	Buikwe DistrictHC III	HC III	GOV	504583	10,285,515	6002716796
2315	BUIKWE	582	SsiHealth Centre	HC III	GOV	506576	10,285,515	140588752501
2316	BUIKWE	582	Ddungu Health Centre	HC II	GOV	504587	3,297,887	140588738401
2317	BUIKWE	582	Nkokonjeru TCHC	HC II	GOV	504588	3,297,887	121023997201
2318	BUIKWE	582	Kikwayi Health Centre	HC II	GOV	504591	3,297,887	9030005446413
2319	BUIKWE	582	Namulesa Health Centre	HC II	GOV	504592	3,297,887	9030005434067
2320	BUIKWE	582	Ssenyi Health Centre	HC II	GOV	504593	3,297,887	9030005446227
2321	BUIKWE	582	Bubiuro Health Centre II	HC II	GOV	506580	3,297,887	140574208801
		582 Total					424,287,519	
2322	BUYENDE	583	WESUNIRE HEALTH CENTRE	HC III	UCMB	506756	5,790,673	9030001484302
2323	BUYENDE	583	Kigingi COU Project	HC III	UPMB	551185	5,790,673	9030001580921
2324	BUYENDE	583	ST. MATIA MULUMBA IRUNDU HC	HC III	UCMB	504129	5,700,263	9030007282760
2325	BUYENDE	583	NAMULIKYA HEALTH UNIT	HC II	UPMB	544226	4,386,923	9030001485155
2326	BUYENDE	583	WESUNIRE FLEP BUSOGA HEALTH CENTRE	HC II	UCMB	551184	2,193,461	9030001484140
2327	BUYENDE	583	Buyanja SDA Dispensary	HC III	UPMB	555563	2,193,461	9030001437029
2328	BUYENDE	583	KIDERA HEALTH CENTRE IV	HC IV	GOV	548090	36,277,162	6410500103
2329	BUYENDE	583	BUGAYA HEALTH CENTRE III	HC III	GOV	548288	19,343,639	9030007943805
2330	BUYENDE	583	NKONDO HEALTH CENTRE III	HC III	GOV	504127	19,105,592	9030007701232
2331	BUYENDE	583	BUYENDE HEALTH CENTRE III	HC III	GOV	504128	19,105,592	9030007399366
2332	BUYENDE	583	IRUNDU HEALTH CENTRE III	HC III	GOV	555565	19,105,592	9030007701178
2333	BUYENDE	583	BUKUNGU HEALTH CENTRE II	HC II	GOV	504130	4,639,925	9030007702409
2334	BUYENDE	583	KAKOOGHE HEALTH CENTRE II	HC II	GOV	504131	4,639,925	9030000073074
2335	BUYENDE	583	NGANDHO HEALTH CENTRE II	HC II	GOV	504132	4,639,925	9030000060827
2336	BUYENDE	583	KAGULU HEALTH CENTRE II	HC II	GOV	504133	4,639,925	9030007399439
2337	BUYENDE	583	IRINGA HEALTH CENTRE II	HC II	GOV	506755	4,639,925	9030007944631
		583 Total					162,192,657	
2338	KYEGEGWA	584	ST THEREZA WEKOMIRE	HC III	UCMB	505235	5,816,396	5610400010
2339	KYEGEGWA	584	KYEGEGWAHC IV	HC IV	GOV	505227	18,321,780	5610500070
2340	KYEGEGWA	584	KASULE HC III	HC III	GOV	505228	8,176,192	5610500063
2341	KYEGEGWA	584	KAKABARA HCIII	HC III	GOV	505229	8,176,192	5610500064
2342	KYEGEGWA	584	HAPUUYO HC III	HC III	GOV	505230	8,176,192	5610500164
2343	KYEGEGWA	584	KAZINGA HC III	HC III	GOV	505233	8,176,192	5610500153
2344	KYEGEGWA	584	MPARA HC III	HC III	GOV	505236	8,176,192	5610500157
2345	KYEGEGWA	584	BUJUBULI HC III	HC III	GOV	506826	8,176,192	5610500154
2346	KYEGEGWA	584	KARWENYI HC II	HC II	GOV	505231	2,320,971	5610500160
2347	KYEGEGWA	584	RUHANGIRE HC II	HC II	GOV	505232	2,320,971	5610500159
2348	KYEGEGWA	584	MUKONDO HC II	HC II	GOV	505234	2,320,971	5610500478
2349	KYEGEGWA	584	BUGOGO HEALTH UNIT	HC II	GOV	506823	2,320,971	5610500065
2350	KYEGEGWA	584	KIGAMBO HC II	HC II	GOV	506824	2,320,971	5610500163
2351	KYEGEGWA	584	MIGAMBA HC II	HC II	GOV	506825	2,320,971	5610500194
2352	KYEGEGWA	584	KISHAGAZI HEALTH CENTRE III	HC II	GOV	548079	2,320,971	5610500158
		584 Total					89,442,125	
2353	LAMWO	585	ST PETER AND PAUL HC III	HC III	UCMB	504320	7,157,473	1143000446549
2354	LAMWO	585	PADIBE HC IV	HC IV	GOV	504305	18,678,696	1141020172868
2355	LAMWO	585	MADI OPEI HC IV	HC IV	GOV	504306	14,343,128	1141020172851
2356	LAMWO	585	LOKUNG HC III	HC III	GOV	504307	6,366,646	1141020172875

Sector Grant and Budget Guidelines FY 2017/18

S/N	VOTE NAME	VOTE NO	ACCOUNT NAME	LEVEL	OWNER SHIP	IFMS SUPPLIER ID	ANNUAL BUDGET FY2017/18	BANK ACCOUNT NUMBERS
2357	LAMWO	585	PALABEK KAL HC III	HC III	GOV	506658	6,366,646	1141020172899
2358	LAMWO	585	PALABEK GEM HC III	HC III	GOV	504308	6,255,328	1141020172936
2359	LAMWO	585	PALOGA HC III	HC III	GOV	504309	6,255,328	1141020172905
2360	LAMWO	585	AGORO HC III	HC III	GOV	504310	6,255,328	1141020172912
2361	LAMWO	585	PALABEK OGILI HC III	HC III	GOV	506659	6,255,328	1141020172882
2362	LAMWO	585	PADIBE WEST HC III	HC III	GOV	506660	6,255,328	1141022425036
2363	LAMWO	585	KAPETA HC II	HC III	GOV	504317	4,646,749	1141020173124
2364	LAMWO	585	POTIKA HC II	HC II	GOV	504311	1,517,344	1141020172844
2365	LAMWO	585	PAWACH HC II	HC II	GOV	504312	1,517,344	1141020173148
2366	LAMWO	585	NGOMOROMO HC II	HC II	GOV	504313	1,517,344	1141020172837
2367	LAMWO	585	PANGIRA HC II	HC II	GOV	504314	1,517,344	1141020172769
2368	LAMWO	585	KATUM HC II	HC II	GOV	504315	1,517,344	1141020172783
2369	LAMWO	585	OGAKO HC II	HC II	GOV	504316	1,517,344	1141020173131
2370	LAMWO	585	PAUMA HC II	HC II	GOV	504318	1,517,344	1141020173100
2371	LAMWO	585	OKOL HC II	HC II	GOV	504319	1,517,344	1141021767209
2372	LAMWO	585	APYETA HC II	HC II	GOV	504321	1,517,344	1141021780316
2373	LAMWO	585	DIBOLYEC HC II	HC II	GOV	506661	1,517,344	1141020172967
2374	LAMWO	585	MADIKILOC HC II	HC II	GOV	506662	1,517,344	1141020172981
2375	LAMWO	585	ANAKA HC III	HC II	GOV	506663	1,517,344	1141020172806
		585 Total					107,044,108	
2376	OTUKE	586	ALIWANG HEALTH CENTRE III	HC III	UCMB	506896	8,925,386	1020020123
2377	OTUKE	586	ORUM HEALTH CENTRE IV	HC IV	GOV	54485	15,589,268	2580976000
2378	OTUKE	586	OKWANG HEALTH CENTRE III	HC III	GOV	54481	6,874,376	2580976800
2379	OTUKE	586	OKWONGO HEALTH CENTRE III	HC III	GOV	54482	6,874,376	2580975500
2380	OTUKE	586	BARJOBI HEALTH CENTRE III	HC III	GOV	54483	6,874,376	2580977300
2381	OTUKE	586	OLILIM HEALTH CENTRE III	HC III	GOV	54486	6,874,376	2580976100
2382	OTUKE	586	ATANGWATA HEALTH CENTRE III	HC III	GOV	505891	6,874,376	2580976900
2383	OTUKE	586	BAROCOK HEALTH CENTRE II	HC II	GOV	54488	1,857,434	2580976700
2384	OTUKE	586	ANPEMOROTO HEALTH CENTRE II	HC II	GOV	505892	1,857,434	1053500655965
2385	OTUKE	586	OGWETE HEALTH CENTRE II	HC II	GOV	505893	1,857,434	105300840590
2386	OTUKE	586	ALANGO HEALTH CENTRE II	HC II	GOV	506895	1,857,434	1053500812146
		586 Total					66,316,267	
2387	ZOMBO	587	Nyapea Hospital Delegated Fund	Hospital	UCMB	505547	117,862,382	9030006247821
2388	ZOMBO	587	ZUMBO HEALTH CENTRE III	HC III	UPMB	505556	7,943,778	140093065201
2389	ZOMBO	587	AGIERMACH HEALTH CENTRE III	HC III	UCMB	505557	7,943,778	140093264501
2390	ZOMBO	587	PAKADHA HEALTH CENTRE III	HC III	CBO	505559	5,000,000	140093055601
2391	ZOMBO	587	WARR ISLAMIC HEALTH CENTRE III	HC II	UMMB	505558	5,347,580	140093313701
2392	ZOMBO	587	PAIDHA HC III	HC III	GOV	505548	17,388,612	140075064501
2393	ZOMBO	587	WARR HC III	HC III	GOV	505549	17,388,612	140075065801
2394	ZOMBO	587	JANG'OKORO HC III	HC III	GOV	505550	17,388,612	9030005725517
2395	ZOMBO	587	KANGO HC III	HC III	GOV	505551	17,388,612	140075071301
2396	ZOMBO	587	ZEU HC III	HC III	GOV	506990	17,388,612	140075070201
2397	ZOMBO	587	ALANGI HC III	HC III	GOV	506991	17,388,612	140075072901
2398	ZOMBO	587	ATYAK HC II	HC II	GOV	505552	5,879,489	140075066101
2399	ZOMBO	587	ATYENDA HC II	HC II	GOV	505553	5,879,489	140075061901
2400	ZOMBO	587	OTHEKO HC II	HC II	GOV	505554	5,879,489	140075073501
2401	ZOMBO	587	PAMITU HC II	HC II	GOV	505555	5,879,489	140075066601
2402	ZOMBO	587	AMWONYU HEALTH CENTRE II	HC II	GOV	505561	5,879,489	140075074301
2403	ZOMBO	587	AYAKA HC II	HC II	GOV	506992	5,879,489	140075066401
2404	ZOMBO	587	THERURU HC HC II	HC II	GOV	506993	5,879,489	140075069301
		587 Total					289,585,615	
2405	ALEBTONG	588	ABAKO ELIM HC II	HC II	UPMB	506730	5,513,475	142066754400
2406	ALEBTONG	588	ALOI ONGOM	HC III	UCMB	504538	4,070,062	142066754800
2407	ALEBTONG	588	ALANYI DISPENSARY	HC III	UCMB	7447	2,362,919	1020003278
2408	ALEBTONG	588	ALEBTONG HEALTH CENTRE	HC IV	GOV	504531	16,089,298	142066754300

Sector Grant and Budget Guidelines FY 2017/18

S/N	VOTE NAME	VOTE NO	ACCOUNT NAME	LEVEL	OWNER SHIP	IFMS SUPPLIER ID	ANNUAL BUDGET FY2017/18	BANK ACCOUNT NUMBERS
2409	ALEBTONG	588	APALA HEALTH CENTRE	HC III	GOV	504532	10,742,256	142066754600
2410	ALEBTONG	588	AMUGU HEALTH CENTRE	HC III	GOV	504533	10,742,256	142066754700
2411	ALEBTONG	588	OMORO HEALTH CENTRE	HC III	GOV	506727	10,742,256	142066755200
2412	ALEBTONG	588	ABAKO HEALTH CENTRE	HC III	GOV	504534	10,742,256	142066759800
2413	ALEBTONG	588	ABIA HEALTH CENTRE	HC II	GOV	506729	4,725,838	142066755400
2414	ALEBTONG	588	OBIM HEALTH CENTRE	HC II	GOV	504535	4,725,838	142066755000
2415	ALEBTONG	588	OTENO HEALTH CENTRE	HC II	GOV	504536	4,725,838	142066754900
2416	ALEBTONG	588	ADWIR HEALTH CENTRE	HC II	GOV	504537	4,725,838	142066755500
2417	ALEBTONG	588	AKURA HEALTH CENTRE	HC II	GOV	506728	4,725,838	142066755100
		588 Total					94,633,970	
2418	BULAMBULI	589	TUNYI DISPENSARY	HC II	UCMB	506570	1,524,454	3120312744
2419	BULAMBULI	589	Muyembe HC IV	HC IV	GOV	506561	19,698,473	1113500206802
2420	BULAMBULI	589	Bumasobo HC III	HC III	GOV	506562	7,489,590	1113500194226
2421	BULAMBULI	589	Buluganya HCIII	HC III	GOV	506563	7,489,590	1113500206729
2422	BULAMBULI	589	Bukhalu HC III	HC III	GOV	506564	7,489,590	1113500194143
2423	BULAMBULI	589	Bunambutye HC III	HC III	GOV	506565	7,489,590	1113500194233
2424	BULAMBULI	589	Buginyanya HC III	HC III	GOV	506566	7,489,590	1113500194136
2425	BULAMBULI	589	Masira HC III	HC III	GOV	507217	7,489,590	1113500205414
2426	BULAMBULI	589	BUMUGUSHA HC II	HC III	GOV	506572	6,435,758	1113500194288
2427	BULAMBULI	589	BUYAGA HEALTH CENTRE	HC III	GOV	507219	6,435,758	9030001185356
2428	BULAMBULI	589	GAMATIMBEI HC III	HC III	GOV	507220	6,435,758	1113500194112
2429	BULAMBULI	589	BUMWAMBU HC III	HC III	GOV	506574	5,137,008	1113500194167
2430	BULAMBULI	589	Atali HCII	HC II	GOV	506567	2,421,388	1113500206819
2431	BULAMBULI	589	Bwikhonge HC II	HC II	GOV	506568	2,421,388	1113500876766
2432	BULAMBULI	589	Wakhanyunyi HCII	HC II	GOV	506569	2,421,388	1113500850476
2433	BULAMBULI	589	BUMAGENI HC II	HC II	GOV	506573	2,421,388	1113500194420
2434	BULAMBULI	589	Bulaago HCII	HC II	GOV	507218	2,421,388	1113500850483
		589 Total					102,711,689	
2435	BUVUMA	590	LINGIRA YOUTH WITH A MISSION	HC II	UPMB	504653	3,561,594	140034631501
2436	BUVUMA	590	BUVUMA HEALTH CENTRE IV	HC IV	GOV	506596	21,111,439	121031059801
2437	BUVUMA	590	BUGAYA HEALTH CENTRE III	HC III	GOV	504648	6,633,788	9030006653641
2438	BUVUMA	590	BUSAMUZI HEALTH CENTRE III	HC III	GOV	504649	6,633,788	140524179301
2439	BUVUMA	590	NAMATALE HEALTH CENTRE II	HC III	GOV	504654	6,633,788	4220400356
2440	BUVUMA	590	BUWOoya HEALTH CENTRE II	HC II	GOV	504650	1,698,163	140546859001
2441	BUVUMA	590	NKATA HEALTH CENTRE II	HC II	GOV	504651	1,698,163	4220600090
2442	BUVUMA	590	LUBYA HEALTH CENTRE II	HC II	GOV	504652	1,698,163	4220400304
2443	BUVUMA	590	LWAJJE HEALTH CENTRE II	HC II	GOV	506597	1,698,163	4220600082
2444	BUVUMA	590	BWEEMA HEALTH CENTRE 11	HC II	GOV	506599	1,698,163	9030007258584
		590 Total					53,065,214	
2445	GOMBA	591	Bukalagi Health Centre.	HC III	UCMB	506758	4,301,639	9020007616
2446	GOMBA	591	Gomba HSDPHC	HC IV	GOV	504149	35,496,589	9012100042
2447	GOMBA	591	Kifampa Health Centre III	HC III	GOV	504134	8,219,969	9020600081
2448	GOMBA	591	Kanoni Health Centre III	HC III	GOV	504135	8,219,969	9020600095
2449	GOMBA	591	Mpenja Health Centre III	HC III	GOV	504136	8,219,969	9020600085
2450	GOMBA	591	Kyaayi Health Centre III	HC III	GOV	504137	8,219,969	9020600084
2451	GOMBA	591	Kisozi Health Centre II	HC III	GOV	504138	8,219,969	9020600093
2452	GOMBA	591	Kitwe Health Centre II	HC II	GOV	504139	1,733,384	9020600099
2453	GOMBA	591	Kasambya Health Centre II	HC II	GOV	504140	1,733,384	9020600083
2454	GOMBA	591	Buyanja Health Centre II	HC II	GOV	504141	1,733,384	9020600089
2455	GOMBA	591	Bulwadda Health Centre II	HC II	GOV	504142	1,733,384	9020600091
2456	GOMBA	591	MawukiHealth Centre II	HC II	GOV	504143	1,733,384	9020600090
2457	GOMBA	591	NgeribalyaHealth Centre II	HC II	GOV	504144	1,733,384	9020600088
2458	GOMBA	591	Ngomanene Health Centre II	HC II	GOV	504145	1,733,384	9020600086
2459	GOMBA	591	Kanziira Health Centre II	HC II	GOV	504146	1,733,384	9020600092
2460	GOMBA	591	Kewelimidde Health Centre II	HC II	GOV	504147	1,733,384	9020600082
2461	GOMBA	591	Namabeya Health Centre II	HC II	GOV	504148	1,733,384	9020600087

Sector Grant and Budget Guidelines FY 2017/18

S/N	VOTE NAME	VOTE NO	ACCOUNT NAME	LEVEL	OWNER SHIP	IFMS SUPPLIER ID	ANNUAL BUDGET FY2017/18	BANK ACCOUNT NUMBERS
2462	GOMBA	591	Mamba Health Centre II	HC II	GOV	506757	1,733,384	9020600094
		591 Total					99,965,293	
2463	KIRYANDONGO	592	KIRYANDONGO HOSPITAL	Hospital	GOV	504845	306,722,044	9030005877333
2464	KIRYANDONGO	592	KATULIKIRE HEALTH CENTRE	HC III	UCMB	504846	5,373,968	9030002598034
2465	KIRYANDONGO	592	ST MARY'SKIGUMBA HEALTH CEN	HC III	UCMB	507139	5,373,968	291004024
2466	KIRYANDONGO	592	ST THADDEUS KARUNGU HEALTH CE	HC III	UCMB	548070	5,373,968	140514486201
2467	KIRYANDONGO	592	KIGUMBA HEALTH CENTRE III	HC III	GOV	504840	13,264,621	121083713601
2468	KIRYANDONGO	592	MASINDI PORT HEALTH CENTRE	HC III	GOV	504843	13,264,621	121083796201
2469	KIRYANDONGO	592	DIIMA HEALTH CENTRE III	HC III	GOV	504844	13,264,621	121084076301
2470	KIRYANDONGO	592	MUTUNDA HEALTH CENTRE III	HC III	GOV	507138	13,264,621	6000979862
2471	KIRYANDONGO	592	NYAKADOTI HEALTH CENTRE II	HC II	GOV	504842	6,241,767	9030004195239
2472	KIRYANDONGO	592	PANYADOLI HEALTH CENTRE III	HC II	GOV	507137	6,241,767	6000961866
2473	KIRYANDONGO	592	PANYADOLI HILLS HEALTH CENTRE	HC II	GOV	504841	4,161,177	140061184101
2474	KIRYANDONGO	592	APODORWA HEALTH CENTRE II	HC II	GOV	504832	2,776,517	121074535201
2475	KIRYANDONGO	592	MPUMWEHEALTH CENTRE II	HC II	GOV	504833	2,776,517	121084087701
2476	KIRYANDONGO	592	DIIKA HEALTH CENTRE II	HC II	GOV	504834	2,776,517	6001530311
2477	KIRYANDONGO	592	KITWARA HEALTH CENTRE II	HC II	GOV	504835	2,776,517	140514450101
2478	KIRYANDONGO	592	KADUKU HEALTH CENTRE II	HC II	GOV	504836	2,776,517	121084431001
2479	KIRYANDONGO	592	YABWENG HEALTH CENTRE II	HC II	GOV	504837	2,776,517	6000987784
2480	KIRYANDONGO	592	KARUMA HEALTH CENTRE II	HC II	GOV	504838	2,776,517	6000928575
2481	KIRYANDONGO	592	KIIGYAHEALTH CENTRE II	HC II	GOV	504839	2,776,517	6001960081
2482	KIRYANDONGO	592	KICWABUJINGO HEALTH CENTRE II	HC II	GOV	507134	2,776,517	6002240163
2483	KIRYANDONGO	592	TECWA HEALTH CENTRE II	HC II	GOV	507135	2,776,517	6001309364
2484	KIRYANDONGO	592	KIROKO HEALTH CENTRE II	HC II	GOV	507136	2,776,517	9030005630222
		592 Total					423,088,827	
2485	LUUKA	593	NAWANSEGA Health Centrell	HC III	UPMB	506483	4,235,691	142061866100
2486	LUUKA	593	MAWUNDO Health Centre III	HC III	UPMB	507193	4,235,691	142061867900
2487	LUUKA	593	Nawanyago Health Centre II	HC II	UPMB	506487	2,798,943	142061867100
2488	LUUKA	593	BUSALAMU Health Centre II	HC II	UPMB	507195	2,798,943	412061865100
2489	LUUKA	593	BUTTERMAN OUTREACH CENTRE HEALTH	HC II	UPMB	505487	2,798,943	3040030008
2490	LUUKA	593	KIYUNGA HEALTH CENTER IV	HC IV	GOV	506466	37,561,705	4810500001
2491	LUUKA	593	WAIBUGA HEALTH CENTER III	HC III	GOV	506467	8,631,238	4810500014
2492	LUUKA	593	IKONIA HEALTH CENTER III	HC III	GOV	506468	8,631,238	4810500017
2493	LUUKA	593	IRONGO HEALTH CENTER III	HC III	GOV	506469	8,631,238	4810500022
2494	LUUKA	593	BUKANGA HEALTH CENTER III	HC III	GOV	506470	8,631,238	4810500012
2495	LUUKA	593	BUKOOMA HEALTH CENTER III	HC III	GOV	506471	8,631,238	4810500008
2496	LUUKA	593	IKUMBYA HEALTH CENTER III	HC III	GOV	507188	8,631,238	4810500005
2497	LUUKA	593	BUSALAMU HEALTH CENTER II	HC II	GOV	506472	2,125,135	4810500003
2498	LUUKA	593	NAIRIKA HEALTH CENTER II	HC II	GOV	506473	2,125,135	4810500011
2499	LUUKA	593	BUGAMBO HEALTH CENTER II	HC II	GOV	506474	2,125,135	4810500007
2500	LUUKA	593	NANTAMALI HEALTH CENTER II	HC II	GOV	506475	2,125,135	4810500020
2501	LUUKA	593	BULALU HEALTH CENTER II	HC II	GOV	506476	2,125,135	4810500010
2502	LUUKA	593	BUSANDA HEALTH CENTER II	HC II	GOV	506477	2,125,135	4810500009
2503	LUUKA	593	KALYOWA HEALTH CENTER II	HC II	GOV	506478	2,125,135	4810500004
2504	LUUKA	593	NAKISWIGA HEALTH CENTER II	HC II	GOV	506479	2,125,135	4810500023
2505	LUUKA	593	NAWAMPITI HEALTH CENTER II	HC II	GOV	506480	2,125,135	4810500016
2506	LUUKA	593	LWAKI HEALTH CENTER II	HC II	GOV	506481	2,125,135	4810500013
2507	LUUKA	593	KIBINGA HEALTH CENTER II	HC II	GOV	506482	2,125,135	4810500019
2508	LUUKA	593	INNULA HEALTH CENTER II	HC II	GOV	507189	2,125,135	4810500006
2509	LUUKA	593	BUKENDI HEALTH CENTER II	HC II	GOV	507190	2,125,135	4810500024
2510	LUUKA	593	KIWALAZI HEALTH CENTER II	HC II	GOV	507191	2,125,135	4810500018
2511	LUUKA	593	BUSIIRO HEALTH CENTER II	HC II	GOV	507192	2,125,135	4810500015
2512	LUUKA	593	Nawanyago Health Centre II	HC II	GOV	556979	2,125,135	4810500021
		593					140,219,509	

Sector Grant and Budget Guidelines FY 2017/18

S/N	VOTE NAME	VOTE NO	ACCOUNT NAME	LEVEL	OWNER SHIP	IFMS SUPPLIER ID	ANNUAL BUDGET FY2017/18	BANK ACCOUNT NUMBERS
		Total						
2513	NAMAYINGO	594	ST MATIA MULUMBA HU BUSWALE	HC II	UCMB	504508	3,129,182	4610400281
2514	NAMAYINGO	594	BUSIRO CHURCH OF GOD	HC III	UPMB	506720	3,129,182	4620400262
2515	NAMAYINGO	594	BUYINJA HEALTH CENTRE	HC IV	GOV	504506	26,198,419	4610400367
2516	NAMAYINGO	594	MUTUMBAHC III	HC III	GOV	504503	8,503,091	4610400354
2517	NAMAYINGO	594	BANDAHC III	HC III	GOV	504504	8,503,091	4610400355
2518	NAMAYINGO	594	SIGULU HC III	HC III	GOV	504505	8,503,091	4610400366
2519	NAMAYINGO	594	BUMOOHI HC III	HC III	GOV	506719	8,503,091	4610400371
2520	NAMAYINGO	594	KIFUYOHC II	HC II	GOV	504490	2,000,000	4610500054
2521	NAMAYINGO	594	NAMAVUNDU HC II	HC II	GOV	504491	2,000,000	4610500051
2522	NAMAYINGO	594	ISINDEHC II	HC II	GOV	504492	2,000,000	4610500044
2523	NAMAYINGO	594	DOHWEHC II	HC II	GOV	504493	2,000,000	4610500046
2524	NAMAYINGO	594	MULOMBI Health Centre	HC II	GOV	504494	2,000,000	4610500059
2525	NAMAYINGO	594	BUGALIHHC II	HC II	GOV	504495	2,000,000	4610500053
2526	NAMAYINGO	594	BUJWANGAHC II	HC II	GOV	504496	2,000,000	4610500049
2527	NAMAYINGO	594	LUGALAHHC II	HC II	GOV	504497	2,000,000	4610500047
2528	NAMAYINGO	594	BUCHUMBAHC II	HC II	GOV	504498	2,000,000	4610500048
2529	NAMAYINGO	594	BUGANAHC II	HC II	GOV	504499	2,000,000	4610500052
2530	NAMAYINGO	594	RABACHIHC II	HC II	GOV	504500	2,000,000	4610500050
2531	NAMAYINGO	594	LOLWEHC II	HC II	GOV	504501	2,000,000	4610500041
2532	NAMAYINGO	594	SINGILAHHC II	HC II	GOV	504502	2,000,000	4610500056
2533	NAMAYINGO	594	SHANYONJA HC II	HC II	GOV	506713	2,000,000	4610500055
2534	NAMAYINGO	594	BUKIMBIHC II	HC II	GOV	506714	2,000,000	4610500045
2535	NAMAYINGO	594	BUYOMBOHC II	HC II	GOV	506715	2,000,000	4610500077
2536	NAMAYINGO	594	NAMAYUGE HC II	HC II	GOV	506716	2,000,000	4610500043
2537	NAMAYINGO	594	BUMALENGEHC II	HC II	GOV	506717	2,000,000	4610500078
2538	NAMAYINGO	594	HAAMAHC II	HC II	GOV	506718	2,000,000	4610500057
		594 Total					104,469,146	
2539	NTOROKO	595	STELLA MARIS NTOROKO HEALTH UNIT	HC II	UCMB	504202	4,876,707	5520415267
2540	NTOROKO	595	KARUGUTU HC IV	HC IV	GOV	504196	23,367,584	140045700501
2541	NTOROKO	595	RWEBISENGO HC III	HC III	GOV	504197	10,704,151	140580210701
2542	NTOROKO	595	NTOROKO HC III	HC III	GOV	504198	10,704,151	121080374501
2543	NTOROKO	595	BWERAMULE HC II	HC II	GOV	504199	3,506,988	140548890701
2544	NTOROKO	595	MUSANDAMA HC II	HC II	GOV	504200	3,506,988	121080503901
2545	NTOROKO	595	RWANGARA HC II	HC II	GOV	504201	3,506,988	121080370001
		595 Total					60,173,557	
2546	SERERE	596	KIDETOK MISSION HC III	HC III	UCMB	504974	4,076,546	4510511627
2547	SERERE	596	KYERE MISSION HC III	HC III	UCMB	507074	4,076,546	4510511628
2548	SERERE	596	MIRIA HC II	HC II	UPMB	504973	2,038,272	4510511616
2549	SERERE	596	KATETA C.O.U HEALTH CENTRE	HC II	UPMB	548125	2,038,272	4510511611
2550	SERERE	596	SERERE H/C IV	HC IV	GOV	504963	30,461,182	4510511607
2551	SERERE	596	APAPAI HC IV	HC IV	GOV	504966	30,461,182	4510511614
2552	SERERE	596	KYERE HC III	HC III	GOV	504964	6,888,726	4510511610
2553	SERERE	596	BUGONDO HC III	HC III	GOV	504967	6,888,726	4510511617
2554	SERERE	596	PINGIRE HC III	HC III	GOV	504968	6,888,726	4510511618
2555	SERERE	596	KATETA HC III	HC III	GOV	504970	6,888,726	4510511621
2556	SERERE	596	KADUNGULU HC III	HC III	GOV	507071	6,888,726	4510511615
2557	SERERE	596	ATIIRA HC III	HC III	GOV	507072	6,888,726	4510511622
2558	SERERE	596	OMAGORO HC II	HC II	GOV	504965	1,434,229	4510511613
2559	SERERE	596	OBURIN HC II	HC II	GOV	504969	1,434,229	4510511620
2560	SERERE	596	KAMUSALA HC II	HC II	GOV	504971	1,434,229	4510511623
2561	SERERE	596	KAGWARA HC II	HC II	GOV	504972	1,434,229	4510511625
2562	SERERE	596	AKOBOI HC II	HC II	GOV	505918	1,434,229	4510511619
2563	SERERE	596	KAMOD HC II	HC II	GOV	507070	1,434,229	4510511612
2564	SERERE	596	AARAPOO HC II	HC II	GOV	507073	1,434,229	4510511626

Sector Grant and Budget Guidelines FY 2017/18

S/N	VOTE NAME	VOTE NO	ACCOUNT NAME	LEVEL	OWNER SHIP	IFMS SUPPLIER ID	ANNUAL BUDGET FY2017/18	BANK ACCOUNT NUMBERS
2565	SERERE	596	KATETA MORU HEALTH CENTRE PHC	HC II	GOV	548124	1,434,229	4510511624
		596 Total					125,958,186	
2566	KYANKWANZI	597	St Balikuddembe DMU	HC II	UCMB	506500	5,271,889	9030005975858
2567	KYANKWANZI	597	Butemba Health Centre III	HC III	GOV	506489	10,083,658	9030005686333
2568	KYANKWANZI	597	Bukwiri COU Dispensary	HC II	UPMB	506501	3,116,779	9030000831076
2569	KYANKWANZI	597	Masodde Social Service	HC II	UPMB	506502	3,116,779	9030007920449
2570	KYANKWANZI	597	StTheresa Health Centre II Nd	HC II	UCMB	506503	3,116,779	9120400126
2571	KYANKWANZI	597	Ntwetwe Health Centre IV	HC IV	GOV	506488	34,147,812	9030005686309
2572	KYANKWANZI	597	Kiyuni Health Centre III	HC III	GOV	506490	7,967,657	9030005686341
2573	KYANKWANZI	597	Nalinya Ndagire Health Centre	HC III	GOV	506491	7,967,657	9030009006132
2574	KYANKWANZI	597	Kyankwanzi Health Centre III	HC III	GOV	506492	7,967,657	9030005686317
2575	KYANKWANZI	597	Kikonda Health Centre III	HC III	GOV	507196	7,967,657	9030005686368
2576	KYANKWANZI	597	Mujunza Health Centre II	HC III	GOV	506496	7,052,230	9030007753593
2577	KYANKWANZI	597	Banda Health Centre II	HC II	GOV	506493	2,714,941	9030007753615
2578	KYANKWANZI	597	Kikolimbo Health Centre II	HC II	GOV	506494	2,714,941	9030007753666
2579	KYANKWANZI	597	Kisala Health Centre II	HC II	GOV	506495	2,714,941	9030007753658
2580	KYANKWANZI	597	Sirimula Health Centre II	HC II	GOV	506497	2,714,941	9030007753607
2581	KYANKWANZI	597	Nakitembe Health Centre II	HC II	GOV	506498	2,714,941	9030007753631
2582	KYANKWANZI	597	Bananywa Health Centre II	HC II	GOV	506499	2,714,941	9030007753623
		597 Total					114,066,201	
2583	KALUNGU	598	VILLA MARIA HOSPITAL	Hospital	UCMB	27090	93,493,397	1033500192286
2584	KALUNGU	598	KALUNGI NURSES TRAINING SCHOOL	HC II	UCMB	506139	11,478,521	1033500405041
2585	KALUNGU	598	KYAMULIBWA HEALTH CENTRE IV	HC IV	UCMB	506136	5,065,095	4020010263
2586	KALUNGU	598	KALUNGI HEALTH CENTRE III	HC III	UPMB	506134	3,759,701	140081940401
2587	KALUNGU	598	KABUNGO HEALTH CENTRE III	HC III	UPMB	506135	3,759,701	121081699301
2588	KALUNGU	598	WELLSPRING CHILDREN MEDICAL CEN	HC II	UPMB	506137	3,759,701	1031020375043
2589	KALUNGU	598	KABUKUNGE MUSLIM HEALTH CENTRE	HC II	UMMB	507148	2,759,701	1033500231123
2590	KALUNGU	598	ST MONOCA BIRONGO HEALTH CENTR	HC III	UCMB	506140	2,532,548	1033500803908
2591	KALUNGU	598	BWANDA HEALTH CENTRE EYECARE	HC II	UCMB	507147	2,532,548	9030003080195
2592	KALUNGU	598	BUKULULA HEALTH CENTRE IV(HSD)	HC IV	GOV	506124	25,889,506	1033500227014
2593	KALUNGU	598	KALUNGU HEALTH CENTRE III	HC III	GOV	506129	9,186,086	1033500228305
2594	KALUNGU	598	KYAMULIBWA HEALTH CENTREIII	HC III	GOV	506130	9,186,086	1033500228419
2595	KALUNGU	598	KASAMBYA HEALTH CENTRE III	HC III	GOV	505203	9,186,086	1033500227038
2596	KALUNGU	598	LUKAYA HEALTH CENTRE III	HC III	GOV	506125	9,186,086	1033500227021
2597	KALUNGU	598	KIRAGGA HEALTH CENTRE III	HC III	GOV	506126	9,186,086	1033500227045
2598	KALUNGU	598	KITI HEALTH CENTRE III	HC III	GOV	506128	9,186,086	1033500227007
2599	KALUNGU	598	KABALE HEALTH CENTRE III	HC III	GOV	506131	9,186,086	1033500228398
2600	KALUNGU	598	KIGAAJU HEALTH CENTRE II	HC II	GOV	506127	2,293,674	1033500227052
2601	KALUNGU	598	NABUTWONGWA HEALTH CENTRE III	HC II	GOV	506132	2,293,674	1033500228381
2602	KALUNGU	598	KIGASA HEALTHCENTRE II	HC II	GOV	506133	2,293,674	1033500228402
		598 Total					226,214,040	
2603	LWENGO	599	KitooroLuyembe HC	HC II	UPMB	505836	4,086,213	121081888001
2604	LWENGO	599	Mbirizi HC Training Sch	HC II	UCMB	505842	4,082,008	30001125
2605	LWENGO	599	St Francis Mbirizi HC	HC III	UCMB	506880	3,882,229	4020016515
2606	LWENGO	599	Nkoni HC	HC III	UCMB	505838	3,754,731	121082682301
2607	LWENGO	599	Kyamaganda HC	HC III	UCMB	505840	3,754,731	4020317026
2608	LWENGO	599	Kimwanyi cou	HC II	UPMB	506879	3,754,731	140081551002
2609	LWENGO	599	Makondo HC	HC II	UCMB	505839	3,182,047	140081994001
2610	LWENGO	599	Munatham HC	HC II	UMMB	506881	2,476,623	30016459
2611	LWENGO	599	Kiwangala HC IV	HC IV	GOV	505828	25,794,248	25011020000183

Sector Grant and Budget Guidelines FY 2017/18

S/N	VOTE NAME	VOTE NO	ACCOUNT NAME	LEVEL	OWNER SHIP	IFMS SUPPLIER ID	ANNUAL BUDGET FY2017/18	BANK ACCOUNT NUMBERS
2612	LWENGO	599	Kyazanga HC IV	HC IV	GOV	505832	25,794,248	25011020000187
2613	LWENGO	599	Lwengo HC IV	HC IV	GOV	505825	24,441,529	5011020000186
2614	LWENGO	599	Naanywa HC III	HC III	GOV	505826	8,862,831	25011020000173
2615	LWENGO	599	Katovu HC III	HC III	GOV	505830	8,862,831	25011020000179
2616	LWENGO	599	Kyetume HC III	HC III	GOV	506873	8,862,831	25011020000178
2617	LWENGO	599	Kinoni HC III	HC III	GOV	506874	8,862,831	25011020000182
2618	LWENGO	599	Nakateete HC II	HC II	GOV	505833	1,698,940	25011020000080
2619	LWENGO	599	Kikenene HC II	HC II	GOV	505827	1,698,923	25011020000180
2620	LWENGO	599	Kisansala HC II	HC II	GOV	505829	1,698,923	25011020000177
2621	LWENGO	599	Lwengenyi HC II	HC II	GOV	505831	1,698,923	25011020000174
2622	LWENGO	599	Kagganda HC II	HC II	GOV	505834	1,698,923	25011020000079
2623	LWENGO	599	Ssenya HC II	HC II	GOV	505835	1,698,923	25011020000072
2624	LWENGO	599	Kasana HC II	HC II	GOV	506875	1,698,923	1033500228374
2625	LWENGO	599	Kakoma HC II	HC II	GOV	506876	1,698,923	25011020000175
2626	LWENGO	599	Kalegero HCII	HC II	GOV	506877	1,698,923	25011020000073
		599 Total					155,744,986	
2627	BUKOMANSIMBI	600	KITAASA HCIII	HC III	UCMB	504618	2,676,826	121083022501
2628	BUKOMANSIMBI	600	KAWOKO HCIII	HC III	UMMB	504620	2,676,826	30033523
2629	BUKOMANSIMBI	600	LUYITAYITA HCIII	HC III	UPMB	504621	2,676,826	9030007135997
2630	BUKOMANSIMBI	600	BUYOGA HEALTH CENTRE PHC	HC III	UCMB	506588	2,676,826	4020424690
2631	BUKOMANSIMBI	600	KABIGI HCIII	HC III	UMMB	506589	2,676,826	30001508
2632	BUKOMANSIMBI	600	MAKUKUULU HEALTH CENTRE PHC	HC III	UCMB	506590	2,676,826	4010607412
2633	BUKOMANSIMBI	600	BUTENGA HCIV	HC IV	GOV	504613	31,538,388	2560898800
2634	BUKOMANSIMBI	600	MIRAMBI HCIII	HC III	GOV	504615	11,680,845	2560899000
2635	BUKOMANSIMBI	600	KITANDA HCIII	HC III	GOV	504614	13,139,000	2560899100
2636	BUKOMANSIMBI	600	BIGASA HCIII	HC III	GOV	506586	13,139,000	2560898700
2637	BUKOMANSIMBI	600	KAGOGGO HCII	HC II	GOV	504616	5,151,744	2560898900
2638	BUKOMANSIMBI	600	KISOJO HCII	HC II	GOV	504617	5,151,744	1033500406543
2639	BUKOMANSIMBI	600	KIGANGAZZI HCII	HC II	GOV	506587	5,151,744	2560898600
		600 Total					101,013,416	
2640	MITOOMA	601	Nyakatsiro Health Centre III	HC III	UCMB	505325	2,175,715	6520403903
2641	MITOOMA	601	Rurama Health Centre II	HC II	UPMB	505326	2,175,715	9030007554841
2642	MITOOMA	601	PHC Bubangizi Health Centre II	HC III	UCMB	505327	2,175,715	6520403911
2643	MITOOMA	601	Nyakizinga Health Centre II	HC II	UCMB	505328	2,175,715	140541845601
2644	MITOOMA	601	Mitooma Health Centre IV	HC IV	GOV	506846	42,392,594	9030000062390
2645	MITOOMA	601	Rwoburunga Health CentreIII	HC III	GOV	505314	6,382,154	6510500188
2646	MITOOMA	601	Kanyabwanga Health Centre III	HC III	GOV	505315	6,382,154	6510500147
2647	MITOOMA	601	Kabira Health Centre III	HC III	GOV	505316	6,382,154	6510500153
2648	MITOOMA	601	Kashenshero Health Centre III	HC III	GOV	505317	6,382,154	6510500159
2649	MITOOMA	601	Bitereko Health Centre III	HC III	GOV	505318	6,382,154	6510500148
2650	MITOOMA	601	Mutara Health Centre III	HC III	GOV	506847	6,382,154	6510500149
2651	MITOOMA	601	Mayanga Health Centre II	HC II	GOV	505319	1,357,973	6510500161
2652	MITOOMA	601	Kyeibare Health Centre II	HC II	GOV	505320	1,357,973	6510500190
2653	MITOOMA	601	Bukuba Health Centre II	HC II	GOV	505321	1,357,973	6510500146
2654	MITOOMA	601	Nyakishojwa Health Centre II	HC II	GOV	505322	1,357,973	6510500155
2655	MITOOMA	601	Kigyende Health Centre II	HC II	GOV	505323	1,357,973	6510500191
2656	MITOOMA	601	Iramira Health Centre II	HC II	GOV	506848	1,357,973	6510500192
2657	MITOOMA	601	Bukongoro Health Centre II	HC II	GOV	506849	1,357,973	6510500189
2658	MITOOMA	601	Ryengerero Health Centre II	HC II	GOV	506850	1,357,973	6510500160
		601 Total					100,252,157	
2659	RUBIRIZI	602	RUTOTO DISPENSARY PHC	HC II	UPMB	505414	2,930,625	9030005603020
2660	RUBIRIZI	602	RUGAZI MISSIONDISPENSARY	HC II	UCMB	506951	2,930,625	9030007554663
2661	RUBIRIZI	602	RUGAZI HC IV	HC IV	GOV	506947	26,817,319	9030008923417
2662	RUBIRIZI	602	KATUNGURU HEALTH CENTRE III	HC III	GOV	505405	7,732,286	6510500143
2663	RUBIRIZI	602	KICHWAMBA HEALTH CENTRE III	HC III	GOV	505406	7,732,286	2521960005

Sector Grant and Budget Guidelines FY 2017/18

S/N	VOTE NAME	VOTE NO	ACCOUNT NAME	LEVEL	OWNER SHIP	IFMS SUPPLIER ID	ANNUAL BUDGET FY2017/18	BANK ACCOUNT NUMBERS
2664	RUBIRIZI	602	KATERERA HCIII	HC III	GOV	506948	7,732,286	6510500141
2665	RUBIRIZI	602	KYABAKARA HEALTH CENTRE II	HC II	GOV	505407	1,653,902	1273550358675
2666	RUBIRIZI	602	KIRUGU SUB COUNTY HEALTH SERVI	HC II	GOV	505408	1,653,902	2529250003
2667	RUBIRIZI	602	KAZINGA HEALTH CENTRE II	HC II	GOV	505409	1,653,902	2528690001
2668	RUBIRIZI	602	KISHENYI HEALTH CENTRE II	HC II	GOV	505410	1,653,902	2528680005
2669	RUBIRIZI	602	BUTOHA HEALTH CENTRE II	HC II	GOV	505411	1,653,902	2529070001
2670	RUBIRIZI	602	RYERU SUB COUNTY HEALTH SERVIC	HC II	GOV	505412	1,653,902	2528240009
2671	RUBIRIZI	602	RUTOTO SUB COUNTY HEALTH SERVI	HC II	GOV	505413	1,653,902	2509660006
2672	RUBIRIZI	602	KASHAKA HEALTH CENTRE II	HC II	GOV	506949	1,653,902	2528670009
2673	RUBIRIZI	602	RUMURI HEALTH CENTRE II	HC II	GOV	506950	1,653,902	2529230002
		602 Total					70,760,544	
2674	NGORA	603	Ngora Hospital Delegated	Hospital	UPMB	506867	187,352,979	9030005695685
2675	NGORA	603	Ngora Hospital school of EnC	Hospital	UPMB	505804	37,513,167	9030005697432
2676	NGORA	603	St Anthony NGO Health Center I	HC II	UCMB	505805	3,517,761	9030002032987
2677	NGORA	603	Ngora Health Center IV	HC IV	GOV	506868	21,935,414	9030005697424
2678	NGORA	603	Ngora DMU Health Center III	HC III	GOV	505797	8,896,431	140051918801
2679	NGORA	603	Mukura Health Center III	HC III	GOV	505798	8,896,431	140051918001
2680	NGORA	603	Kobuin Health Center III	HC III	GOV	505799	8,896,431	140051918301
2681	NGORA	603	Ajeluk Health Center III	HC III	GOV	505800	8,896,431	140051917701
2682	NGORA	603	Agu Health Center III	HC III	GOV	505801	8,896,431	140052104301
2683	NGORA	603	Kapir Health Center III	HC III	GOV	506865	8,896,431	140051917801
2684	NGORA	603	Omiito Health Center II	HC II	GOV	505802	3,518,332	140052104201
2685	NGORA	603	Opot Health Center II	HC II	GOV	505803	3,518,332	9030004059238
2686	NGORA	603	Atoot Health Center II	HC II	GOV	506866	3,518,332	140052104101
		603 Total					314,252,904	
2687	NAPAK	604	ST KIZITO MATANY HOSPITAL	Hospital	UCMB	505763	293,200,372	6310400006
2688	NAPAK	604	KANGOLE HC III	HC III	UCMB	507054	10,445,187	6320600008
2689	NAPAK	604	LORENGECHORA HC III	HC III	GOV	505755	13,744,861	140048622501
2690	NAPAK	604	IRIIRI HC III	HC III	GOV	505754	12,008,307	140048622301
2691	NAPAK	604	LOPEEI HC III	HC III	GOV	505756	12,008,307	9030005691825
2692	NAPAK	604	LOKOPO HEALTH CENTRE III	HC III	GOV	505757	12,008,307	9030005691841
2693	NAPAK	604	LOTOME HC III	HC III	GOV	505758	12,008,307	140048622101
2694	NAPAK	604	MORULINGA HC II	HC II	GOV	507053	4,664,153	140019837701
2695	NAPAK	604	NGOLERJET HC II	HC II	GOV	505762	4,664,153	140048622001
2696	NAPAK	604	AMEDEK HC II	HC II	GOV	505759	4,664,153	9030001303391
2697	NAPAK	604	NABWAL HC II	HC II	GOV	505760	4,664,153	9030004938215
2698	NAPAK	604	APEITOLIM HC II	HC II	GOV	505761	4,664,153	9030005636832
		604 Total					388,744,413	
2699	KIBUKU	605	KIBUKU HEALTH CENTRE IV	HC IV	GOV	505887	47,052,941	1273550356204
2700	KIBUKU	605	NABULI HEALTH CENTRE III	HC III	GOV	505881	8,281,328	1271150387312
2701	KIBUKU	605	KASASIRA HEALTH CENTRE III	HC III	GOV	507261	8,281,328	1273550356142
2702	KIBUKU	605	KADAMA HEALTH CENTRE III	HC III	GOV	505879	8,281,328	1271150387313
2703	KIBUKU	605	KIRIIKA HEALTH CENTRE III	HC III	GOV	505880	8,281,328	1271150387316
2704	KIBUKU	605	BULANGIRAEHEALTH CENTRE III	HC III	GOV	505882	8,281,328	1271150387317
2705	KIBUKU	605	TIRINYIHEALTH CENTRE III	HC III	GOV	506337	8,281,328	1271150387309
2706	KIBUKU	605	BUSETAEHEALTH CENTRE III	HC III	GOV	506338	8,281,328	1271150387315
2707	KIBUKU	605	DODOI HEALTH CENTRE II	HC II	GOV	505883	1,803,411	1271150387310
2708	KIBUKU	605	LWATAMA HEALTH CENTRE II	HC II	GOV	505884	1,803,411	1271150387314
2709	KIBUKU	605	KABWERI HEALTH CENTRE II	HC II	GOV	505885	1,803,411	1271150387311
2710	KIBUKU	605	KENKEBU HEALTH CENTRE II	HC II	GOV	505886	1,803,411	1271150387319
		605 Total					112,235,881	
2711	NWOYA	606	NWOYA DISTRICT HOSPITAL	Hospital	GOV	507029	276,441,962	1093500055727
2712	NWOYA	606	ST ANDREW HC 11	HC II	UPMB	505686	5,112,202	115091111300

Sector Grant and Budget Guidelines FY 2017/18

S/N	VOTE NAME	VOTE NO	ACCOUNT NAME	LEVEL	OWNER SHIP	IFMS SUPPLIER ID	ANNUAL BUDGET FY2017/18	BANK ACCOUNT NUMBERS
2713	NWOYA	606	GOOD SHEPHERD HC 11	HC II	UPMB	505687	5,112,202	3500279075
2714	NWOYA	606	WII ANAKA CU COM HC 11	HC II	UPMB	505688	5,112,202	1093500954457
2715	NWOYA	606	ALERO HC III	HC III	GOV	505677	11,184,932	18568634010110
2716	NWOYA	606	KOCH GOMA HC III	HC III	GOV	505678	11,184,932	19079634010110
2717	NWOYA	606	PURONGO HC III	HC III	GOV	507030	11,184,932	145011204400
2718	NWOYA	606	KOCH LII HCII	HC II	GOV	505679	2,150,436	3500524452
2719	NWOYA	606	LATORO HC II	HC II	GOV	505680	2,150,436	142011920000
2720	NWOYA	606	COOROM HC II	HC II	GOV	505681	2,150,436	142011915700
2721	NWOYA	606	LULYANGO HC II	HC II	GOV	505682	2,150,436	3500648912
2722	NWOYA	606	LANGOL HC II	HC II	GOV	505683	2,150,436	142011922300
2723	NWOYA	606	TODORA HC II	HC II	GOV	505684	2,150,436	142011922200
2724	NWOYA	606	PANOKRACH HC II	HC II	GOV	507031	2,150,436	3500613996
2725	NWOYA	606	APARANGA HC II	HC II	GOV	507032	2,150,436	3500465458
		606 Total					342,536,850	
2726	KOLE	607	Aboke Mission HC II	HC II	UCMB	506670	4,962,214	1020018565
2727	KOLE	607	Aboke HC IV	HC IV	GOV	506669	26,173,467	145066782400
2728	KOLE	607	Alito HC III	HC III	GOV	504339	12,137,223	145066782100
2729	KOLE	607	Apalabarawo HC III	HC III	GOV	504340	12,137,223	145066782700
2730	KOLE	607	Akalo HC III	HC III	GOV	504341	12,137,223	145066782500
2731	KOLE	607	Bala HC III	HC III	GOV	506668	12,137,223	145066782000
2732	KOLE	607	Okole HC II	HC III	GOV	504337	12,137,223	145066782200
2733	KOLE	607	Ayer HC II	HC II	GOV	504336	4,345,396	145066781900
2734	KOLE	607	Opeta HC II	HC II	GOV	504338	4,345,396	145066782600
2735	KOLE	607	Ayara HC II	HC II	GOV	504342	4,345,396	145066782300
2736	KOLE	607	Bung HC II	HC II	GOV	506667	4,345,396	145066781000
		607 Total					109,203,379	
2737	BUTAMBALA	608	Gombe Hospital	Hospital	GOV	24853	162,657,334	140027363402
2738	BUTAMBALA	608	Kibibi Nursing Home	HC III	UMMB	28340	2,897,732	140026653901
2739	BUTAMBALA	608	Bugobango Dispensary	HC II	UPMB	28341	2,151,316	9030000987572
2740	BUTAMBALA	608	KiddawalimeNursing Home	HC II	UMMB	505942	2,151,316	140026896701
2741	BUTAMBALA	608	Bulo HCIII	HC III	UCMB	505931	1,678,686	121026991301
2742	BUTAMBALA	608	Kitimba HCIII	HC III	GOV	505932	7,634,728	121026992401
2743	BUTAMBALA	608	Kyabaddaza HCIII	HC III	GOV	505933	7,634,728	121026991401
2744	BUTAMBALA	608	Epicentre HCIII	HC III	GOV	506910	7,634,728	121026991501
2745	BUTAMBALA	608	Ngando HCIII	HC III	GOV	506911	7,634,728	140585575501
2746	BUTAMBALA	608	Butende HCII	HC II	GOV	505938	1,703,150	140566336301
2747	BUTAMBALA	608	Ntolomwe HCII	HC II	GOV	505939	1,703,150	140549784601
2748	BUTAMBALA	608	Kiziiko HCII	HC II	GOV	505940	1,703,150	9030002463112
2749	BUTAMBALA	608	Nsozibirye HCII	HC II	GOV	505937	1,683,149	140527755101
2750	BUTAMBALA	608	Butaaka HCII	HC II	GOV	505934	1,669,814	121026994701
2751	BUTAMBALA	608	Kabasanda HCII	HC II	GOV	505935	1,669,814	121026991701
2752	BUTAMBALA	608	Kibugga HCII	HC II	GOV	505936	1,669,814	121026991901
2753	BUTAMBALA	608	KirokolaHCII	HC II	GOV	506912	1,669,814	121026991601
		608 Total					215,547,151	
2754	SHEEMA	609	KITAGATA Hospital DEC Fund	Hospital	GOV	505477	162,657,726	9030005652056
2755	SHEEMA	609	NYAKASHOGA HEALTHCENTRE II	HC II	UCMB	505472	1,395,637	9030007620615
2756	SHEEMA	609	ST CLARET HEALTH CENTRE II	HC II	UCMB	505473	1,395,637	5020446046
2757	SHEEMA	609	NYAMABAARE HEALTH CENTRE II	HC II	UPMB	506966	1,395,637	140557614401
2758	SHEEMA	609	SHUUKU HEALTH CENTRE IV	HC IV	GOV	504977	32,363,310	9030008922755
2759	SHEEMA	609	BUGONGI HEALTH CENTRE III	HC III	GOV	505450	10,541,845	6510500166
2760	SHEEMA	609	KIGARAMA HEALTH CENTRE III	HC III	GOV	505451	10,541,845	9030005401991
2761	SHEEMA	609	KYANGYENYI HEALTHCENTRE III	HC III	GOV	505453	10,541,845	9030007235924
2762	SHEEMA	609	MUZIRA HEALTH CENTRE II	HC II	GOV	505456	1,860,850	9030007250583
2763	SHEEMA	609	RUSHOZI HEALTH CENTRE II	HC II	GOV	505457	1,860,850	9030007293169
2764	SHEEMA	609	MATSYORO HEALTH CENTRE II	HC II	GOV	505458	1,860,850	9030007250133
2765	SHEEMA	609	MABAARE HEALTH CENTRE II	HC II	GOV	505459	1,860,850	9030010234165

Sector Grant and Budget Guidelines FY 2017/18

S/N	VOTE NAME	VOTE NO	ACCOUNT NAME	LEVEL	OWNER SHIP	IFMS SUPPLIER ID	ANNUAL BUDGET FY2017/18	BANK ACCOUNT NUMBERS
2766	SHEEMA	609	RUGARAMA HEALTH CENTRE II	HC II	GOV	505463	1,860,850	6510500208
2767	SHEEMA	609	KASAANA EAST HEALTH CENTRE II	HC II	GOV	505464	1,860,850	6510500203
2768	SHEEMA	609	RUKONDO HEALTH CENTRE II	HC II	GOV	505465	1,860,850	6510500206
2769	SHEEMA	609	KYEIHARA HEALTH CENTRE II	HC II	GOV	505466	1,860,850	6510500204
2770	SHEEMA	609	BURARO HEALTH CENTRE II	HC II	GOV	505467	1,860,850	6510500202
2771	SHEEMA	609	KYEIBANGA HEALTH CENTRE II	HC II	GOV	505468	1,860,850	6510500211
2772	SHEEMA	609	BIGONA HEALTH CENTRE II	HC II	GOV	506962	1,860,850	6510500207
2773	SHEEMA	609	KASAANA WEST HEALTH CENTRE II	HC II	GOV	506963	1,860,850	6510500210
2774	SHEEMA	609	KARUGORORA HEALTH CENTRE II	HC II	GOV	506964	1,860,850	6510500205
		609 Total					255,024,532	
2775	BUHWEJU	610	Butare Health Centre	HC III	UCMB	506149	6,358,113	5020022180
2776	BUHWEJU	610	Kikamba HCII	HC II	UPMB	507154	3,179,057	9030005653338
2777	BUHWEJU	610	Nsiika HCIV	HC IV	GOV	507151	21,690,978	9030004739085
2778	BUHWEJU	610	Karungu HCIII	HC III	GOV	506145	6,121,686	9030006286924
2779	BUHWEJU	610	Burere HCIII	HC III	GOV	507152	6,121,686	9030006242463
2780	BUHWEJU	610	Bihanga HCIII	HC III	GOV	507153	6,121,686	9030007343735
2781	BUHWEJU	610	Engaju HC11	HC II	GOV	506141	1,434,212	9030007067940
2782	BUHWEJU	610	Bitsya HCII	HC II	GOV	506142	1,434,212	9030006512703
2783	BUHWEJU	610	Mushasha HCII	HC II	GOV	506143	1,434,212	9030006512517
2784	BUHWEJU	610	Rwanyamabare HCII	HC II	GOV	506144	1,434,212	9030006549208
2785	BUHWEJU	610	Rushambya HCII	HC II	GOV	506146	1,434,212	9030007840984
2786	BUHWEJU	610	Kyeyare HCII	HC II	GOV	506147	1,434,212	9030007351169
2787	BUHWEJU	610	Bwoga HCII	HC II	GOV	506148	1,434,212	9030007354303
2788	BUHWEJU	610	Kiyanja HCII	HC II	GOV	507150	1,434,212	9030007068262
		610 Total					61,066,899	
2789	AGAGO	611	Dr Ambrosoli Memorial Hospital	Hospital	UCMB	507239	275,424,533	6765080000
2790	AGAGO	611	PATONGO HEALTH CENTRE III	HC III	GOV	506266	10,060,514	6766250018
2791	AGAGO	611	LUKOLE HEALTH CENTRE III	HC III	GOV	506267	10,060,514	6766270019
2792	AGAGO	611	WOL HEALTH CENTRE III	HC III	GOV	506268	10,060,514	6765790004
2793	AGAGO	611	LIRA PALWO HEALTH CENTRE III	HC III	GOV	506269	10,060,514	6765720018
2794	AGAGO	611	ACHOLPII HEALTH CENTRE III	HC III	GOV	506270	10,060,514	6766230017
2795	AGAGO	611	PAIMOL HEALTH CENTRE III	HC III	GOV	506271	10,060,514	6765820006
2796	AGAGO	611	ADILANG HEALTH CENTRE III	HC III	GOV	507240	10,060,514	6765950017
2797	AGAGO	611	LIRA KATO HEALTH CENTRE III	HC III	GOV	507241	10,060,514	6765840007
2798	AGAGO	611	LAPIRIN HEALTH CENTRE II	HC III	GOV	506273	10,060,514	6766180014
2799	AGAGO	611	KOKIL HEALTHCENTRE II	HC II	GOV	506272	1,471,513	6765830001
2800	AGAGO	611	OLUNG HEALTH CENTRE II	HC II	GOV	506274	1,471,513	6766200010
2801	AGAGO	611	LAMIYO HEALTH CENTRE II	HC II	GOV	506275	1,471,513	6766220012
2802	AGAGO	611	LIGILIGI HEALTH CENTRE II	HC II	GOV	506276	1,471,513	6765940012
2803	AGAGO	611	PACER HEALTH CENTRE II	HC II	GOV	506277	1,471,513	6765860008
2804	AGAGO	611	ACURU HEALTH CENTRE II	HC II	GOV	506278	1,471,513	6765690016
2805	AGAGO	611	KUYWEE HEALTH CENTRE II	HC II	GOV	506279	1,471,513	6766090005
2806	AGAGO	611	TOROMA HEALTH CENTRE II	HC II	GOV	506280	1,471,513	6765780008
2807	AGAGO	611	KABALA HEALTH CENTRE II	HC II	GOV	506281	1,471,513	6765800004
2808	AGAGO	611	ONGALO HEALTH CENTRE II	HC II	GOV	506282	1,471,513	6765760007
2809	AGAGO	611	OMIYA PACWA HEALTH CENTRE II	HC II	GOV	506283	1,471,513	6765750001
2810	AGAGO	611	LAYITA HEALTH CENTRE II	HC II	GOV	506284	1,471,513	6765870003
2811	AGAGO	611	ALOP HEALTH CENTRE II	HC II	GOV	506285	1,471,513	6765960013
2812	AGAGO	611	OGWANG KAMOLO HEALTH CENTRE II	HC II	GOV	506286	1,471,513	6765730000
2813	AGAGO	611	OMOT HEALTH CENTRE II	HC II	GOV	506287	1,471,513	6766240013
2814	AGAGO	611	ORINA HEALTH CENTRE II	HC II	GOV	506288	1,471,513	6765970018
2815	AGAGO	611	AMYEL HEALTH CENTRE II	HC II	GOV	506289	1,471,513	6765770002
2816	AGAGO	611	ODOKOMIT HEALTH CENTRE II	HC II	GOV	506290	1,471,513	6762590018
2817	AGAGO	611	GEREGERE HEALTH CENTRE II	HC II	GOV	507242	1,471,513	6766210016
2818	AGAGO	611	KWONKIC HEALTH CENTRE II	HC II	GOV	507243	1,471,513	67662280015

Sector Grant and Budget Guidelines FY 2017/18

S/N	VOTE NAME	VOTE NO	ACCOUNT NAME	LEVEL	OWNER SHIP	IFMS SUPPLIER ID	ANNUAL BUDGET FY2017/18	BANK ACCOUNT NUMBERS
2819	AGAGO	611	PAKOR HEALTH CENTRE II	HC II	GOV	507244	1,471,513	6765810000
2820	AGAGO	611	LIRA KAKET HEALTH CENTRE II	HC II	GOV	507245	1,471,513	6765740006
2821	AGAGO	611	OBOLOKOME HEALTH CENTRE II	HC II	GOV	548324	1,471,513	6765710012
		611 Total					399,813,950	
2822	KWEEN	612	Likil HC II	HC II	UCMB	505821	1,574,386	140045664201
2823	KWEEN	612	Kabelyo HC II	HC II	UPMB	505822	1,574,386	140045698101
2824	KWEEN	612	Kongta HC II	HC II	UPMB	505823	1,574,386	140046227801
2825	KWEEN	612	KAPRORON HCIV	HC IV	GOV	505806	21,153,911	140080853501
2826	KWEEN	612	KWANYIY HCIII	HC III	GOV	505807	5,181,126	140080857401
2827	KWEEN	612	BINYINY HCII	HC III	GOV	505808	5,181,126	140080851901
2828	KWEEN	612	CHEMWOM HCIII	HC III	GOV	505809	5,181,126	140080853601
2829	KWEEN	612	BENETHCIII	HC III	GOV	505810	5,181,126	9030004714317
2830	KWEEN	612	ATARIHCIII	HC III	GOV	505811	5,181,126	140080853201
2831	KWEEN	612	TERENBOY HCIII	HC III	GOV	505812	5,181,126	140080853701
2832	KWEEN	612	KAPTUM HCIII	HC III	GOV	505820	5,181,126	9030009532942
2833	KWEEN	612	NGENGEHCIII	HC III	GOV	506869	5,181,126	140080856701
2834	KWEEN	612	KWORUSHC II	HC III	GOV	506870	5,181,126	140080856201
2835	KWEEN	612	KIRIKIHC III	HC II	GOV	505813	1,637,403	140021222901
2836	KWEEN	612	CHEPSUKUNYA HC II	HC II	GOV	505814	1,637,403	140022887301
2837	KWEEN	612	KABKOCH HCII	HC II	GOV	505815	1,637,403	9030009493394
2838	KWEEN	612	MOYOK HCII	HC II	GOV	505816	1,637,403	3210500161
2839	KWEEN	612	SIKWO HCII	HC II	GOV	505817	1,637,403	3210500162
2840	KWEEN	612	SUNDET HCII	HC II	GOV	505818	1,637,403	3210500163
2841	KWEEN	612	KAPSAMA HCII	HC II	GOV	505819	1,637,403	9030009493211
2842	KWEEN	612	MULUNGWA HCII	HC II	GOV	505824	1,637,403	9030009795064
2843	KWEEN	612	MENGYA HCII	HC II	GOV	506871	1,637,403	140080853801
2844	KWEEN	612	TUIKAT HCII	HC II	GOV	548078	1,637,403	9030009493254
		612 Total					88,881,233	
2845	KAGADI	613	KAGADI HOSPITAL	Hospital	GOV	505208	162,657,334	140063078501
2846	KAGADI	613	MUGALIKE HC III	HC III	UCMB	505179	5,474,210	9030002207833
2847	KAGADI	613	BANYATEREZA SIST KINYARU	HC III	UCMB	505180	5,474,210	9030003157376
2848	KAGADI	613	KAHUNDE SUBDISPENSARY II	HC II	UCMB	505170	2,919,579	9030007594363
2849	KAGADI	613	MUHORRO HC III	HC III	GOV	505181	19,919,566	9030007387104
2850	KAGADI	613	MABAAL HC III	HC III	GOV	505183	16,897,299	9030007231821
2851	KAGADI	613	KIRYANGA HC III	HC III	GOV	505185	16,897,299	9030006326829
2852	KAGADI	613	RUGASHALI HC III	HC III	GOV	505186	16,897,299	9030002213795
2853	KAGADI	613	MPEEFU HEALTH UNIT	HC III	GOV	505187	16,897,299	9030007493672
2854	KAGADI	613	ISUNGA HC III	HC III	GOV	505188	16,897,299	9030002255587
2855	KAGADI	613	KYATEREKERA HC III	HC III	GOV	505192	16,897,299	9030002062835
2856	KAGADI	613	BWIKARA HC III	HC III	GOV	506810	16,897,299	9030007386485
2857	KAGADI	613	MPEEFU HC III KASOJO	HC III	GOV	505184	16,897,299	9030007495551
2858	KAGADI	613	KYAKABADIMA HC II	HC II	GOV	505190	3,869,199	9030006622622
2859	KAGADI	613	NDAIGA HC II	HC II	GOV	505191	3,869,199	9030006770753
2860	KAGADI	613	MUGALIKE HC II	HC II	GOV	505193	3,869,199	9030007450205
2861	KAGADI	613	MUHORRO HU	HC II	GOV	505206	3,869,199	9030007939115
2862	KAGADI	613	GALIBOLEKA HC II	HC II	GOV	506811	3,869,199	9030002211814
2863	KAGADI	613	KYAMASEGA HC II	HC II	GOV	506812	3,869,199	9030007334116
2864	KAGADI	613	BURORA HC II	HC II	GOV	548340	3,869,199	9030006675912
		613 Total					358,707,680	
2865	KAKUMIRO	614	ST MARYS HC III KAKINDO	HC III	UCMB	505178	3,702,404	9030006862429
2866	KAKUMIRO	614	MPASAANA HC II	HC II	UCMB	505169	1,974,616	9030003161489
2867	KAKUMIRO	614	NCWANGA HC II	HC II	UPMB	505171	1,974,616	9030006971635
2868	KAKUMIRO	614	BETANIA H C II	HC III	CBO	505174	1,974,616	9030003164038
2869	KAKUMIRO	614	BUKUMI HC II	HC II	UCMB	506807	1,974,616	9030002113421
2870	KAKUMIRO	614	KAKUMIROHU	HC IV	GOV	505195	39,823,493	9030002303352
2871	KAKUMIRO	614	KAKINDO HU	HC IV	GOV	505199	39,823,493	9030006417433

Sector Grant and Budget Guidelines FY 2017/18

S/N	VOTE NAME	VOTE NO	ACCOUNT NAME	LEVEL	OWNER SHIP	IFMS SUPPLIER ID	ANNUAL BUDGET FY2017/18	BANK ACCOUNT NUMBERS
2872	KAKUMIRO	614	NKOOKO HEALTH UNIT	HC III	GOV	505202	12,232,711	9030006418243
2873	KAKUMIRO	614	KYABASAIJJA HU	HC III	GOV	506814	12,232,711	9030002353627
2874	KAKUMIRO	614	KISIITA HU	HC III	GOV	506816	12,232,711	9030002303298
2875	KAKUMIRO	614	NALWEYO HU	HC III	GOV	506818	12,232,711	9030002353678
2876	KAKUMIRO	614	KASAMBYA HU	HC III	GOV	548323	12,232,711	9030006327299
2877	KAKUMIRO	614	IGAYAZA HC II	HC III	GOV	506817	12,232,711	9030006417093
2878	KAKUMIRO	614	KIGANDO HC II	HC II	GOV	505198	2,432,833	9030006417697
2879	KAKUMIRO	614	MUKOORA HEALTH UNIT	HC II	GOV	505200	2,432,833	9030007650468
2880	KAKUMIRO	614	KABUUBWA HU	HC II	GOV	505201	2,432,833	9030002259124
2881	KAKUMIRO	614	KATAIHUKA HU	HC II	GOV	505204	2,432,833	9030007128451
2882	KAKUMIRO	614	MASAKA HU	HC II	GOV	505205	2,432,833	9030007805178
2883	KAKUMIRO	614	BIREMBO SUBCOUNTY GENERAL FUND	HC II	GOV	505207	2,432,833	9030005974754
		614 Total					179,241,114	
2884	OMORO	615	STJOSEPH MINAKULU HEALTH CENTE	HC II	UCMB	504180	6,729,199	7520005178
2885	OMORO	615	OPIT HEALTH CENTER II	HC II	UCMB	504181	10,093,799.01	163001900015
2886	OMORO	615	LALOGI REFERRAL FACILITY	HC IV	GOV	506759	34,434,728.55	1400042401
2887	OMORO	615	ODEK HCIII	HC III	GOV	504151	9,717,052.27	1400042351
2888	OMORO	615	ONGAKO HCIII	HC III	GOV	504153	9,717,052.27	1400042397
2889	OMORO	615	BOBI HCIII	HC III	GOV	504156	9,717,052.27	1400042559
2890	OMORO	615	LAPAINAT HCIII	HC III	GOV	506760	9,717,052.27	1400042577
2891	OMORO	615	LANENOBER HCIII	HC III	GOV	506762	9,717,052.27	1400042561
2892	OMORO	615	LOYO AJONGA HCII	HC II	GOV	504157	1,726,047	1400042315
2893	OMORO	615	AWOO HCII	HC II	GOV	504158	1,726,047	1400042306
2894	OMORO	615	TEGOT HCII	HC II	GOV	504159	1,726,047	1400050332
2895	OMORO	615	ACET HCII	HC II	GOV	504160	1,726,047	1400042531
2896	OMORO	615	LAKWATOMER HCII	HC II	GOV	504161	1,726,047	1400042379
2897	OMORO	615	ALOKOLUM HCII	HC II	GOV	504162	1,726,047	1400042348
2898	OMORO	615	PATUDA HCII	HC II	GOV	504163	1,726,047	1400042492
2899	OMORO	615	PALENGA HCII	HC II	GOV	504165	1,726,047	1400042333
2900	OMORO	615	TEKULU HCII	HC II	GOV	504166	1,726,047	1400042474
2901	OMORO	615	LUKWIR HCII	HC II	GOV	504178	1,726,047	1400047444
2902	OMORO	615	KOROABILII HCII	HC II	GOV	506339	1,726,047	1400042322
2903	OMORO	615	ABWOCH HCII	HC II	GOV	506342	1,726,047	1400047453
2904	OMORO	615	LUJORONGOLE HCII	HC II	GOV	506763	1,726,047	1400042513
2905	OMORO	615	DINO HCII	HC II	GOV	506764	1,726,047	1400042389
2906	OMORO	615	BINYA HCII	HC II	GOV	548093	1,726,047	1400042484
		615 Total					125,733,686	
2907	Rubanda	616	Muko Parish III	HC III	UCMB	507108	9,033,511	7020002875
2908	Rubanda	616	Rubanda PHC III	HC III	UCMB	505089	7,728,753	7020418873
2909	Rubanda	616	Kakore HC II	HC II	UCMB	505087	5,221,164	7020008860
2910	Rubanda	616	Hakishenyi HC II	HC II	UCMB	505092	5,221,164	7020327364
2911	Rubanda	616	Kishanje HC II	HC II	UCMB	505088	3,916,407	7020014681
2912	Rubanda	616	Ruhija HC II	HC II	UPMB	507106	3,916,407	142018503900
2913	Rubanda	616	Kyenya HC II	HC II	UPMB	507107	3,916,407	142018487900
2914	Rubanda	616	Hamurwa HC IV	HC IV	GOV	505044	21,047,022	142091594800
2915	Rubanda	616	Muko HC IV	HC IV	GOV	505054	21,047,022	142091607300
2916	Rubanda	616	Bubare HC III	HC III	GOV	505045	8,077,414	142018447000
2917	Rubanda	616	Bwindi HC II	HC III	GOV	505049	8,077,414	142018447100
2918	Rubanda	616	Ikumba HC II	HC III	GOV	505061	8,077,414	142018448200
2919	Rubanda	616	Ihunga HC II	HC II	GOV	504226	1,323,021	142018449300
2920	Rubanda	616	Kagarama HC II	HC II	GOV	505047	1,323,021	142018447400
2921	Rubanda	616	Nangara HC II	HC II	GOV	505048	1,323,021	142018447200
2922	Rubanda	616	Bigungiro HC II	HC II	GOV	505050	1,323,021	142018447700
2923	Rubanda	616	Mpungu HC II	HC II	GOV	505051	1,323,021	142018447300
2924	Rubanda	616	Shebeya HC II	HC II	GOV	505052	1,323,021	142018447800

Sector Grant and Budget Guidelines FY 2017/18

S/N	VOTE NAME	VOTE NO	ACCOUNT NAME	LEVEL	OWNER SHIP	IFMS SUPPLIER ID	ANNUAL BUDGET FY2017/18	BANK ACCOUNT NUMBERS
2925	Rubanda	616	Kigazi HC II	HC II	GOV	505053	1,323,021	142018447600
2926	Rubanda	616	Butare HC II	HC II	GOV	505057	1,323,021	142018448700
2927	Rubanda	616	Kaguga HC II	HC II	GOV	505059	1,323,021	142018448500
2928	Rubanda	616	Kabere HC II	HC II	GOV	505060	1,323,021	140018448800
2929	Rubanda	616	Mushanje HC II	HC II	GOV	505062	1,323,021	142018449200
2930	Rubanda	616	Nyamabare HC II	HC II	GOV	505063	1,323,021	142018449100
2931	Rubanda	616	Ikamiro HC II	HC II	GOV	505081	1,323,021	142018448600
2932	Rubanda	616	Kaara HC II	HC II	GOV	507099	1,323,021	142018448900
2933	Rubanda	616	Kiyebe HC II	HC II	GOV	507100	1,323,021	142018449500
		616 Total					125,125,411	
2934	Namisindwa	617	Magale HCIV	HC IV	UCMB	506226	13,367,977	17680244010109
2935	Namisindwa	617	Bupoto COU	HC II	UPMB	506215	1,543,459	121044232501
2936	Namisindwa	617	BUWASUNGUYI HCII	HC II	UPMB	507225	1,543,459	6003345791
2937	Namisindwa	617	Bumbo HCIII	HC III	GOV	506212	17,727,106	17681144010109
2938	Namisindwa	617	Bukhabusi HCIII	HC III	GOV	506211	16,282,739	17681844010109
2939	Namisindwa	617	Bunambale HCIII	HC III	GOV	506213	16,282,739	17681744010109
2940	Namisindwa	617	Bupoto HCIII	HC III	GOV	506214	16,282,739	17681444010109
2941	Namisindwa	617	Buwabwala HCIII	HC III	GOV	506218	16,282,739	17681644010109
2942	Namisindwa	617	Bumwoni HCIII	HC III	GOV	507224	16,282,739	17681344010109
2943	Namisindwa	617	Nabitsikhi HCIII	HC III	GOV	507226	16,282,739	17681944010109
2944	Namisindwa	617	Bubutu HCIII	HC III	GOV	548081	16,282,739	17680944010109
2945	Namisindwa	617	Soono HCII	HC II	GOV	506223	2,291,790	17682044010109
		617 Total					150,452,964	
2946	Packwach	618	PAKWACH MISSION HEALTH CENTRE	HC III	UCMB	506946	6,459,427	140093227401
2947	Packwach	618	PACHORA HEALTH CENTRE II	HC II	UPMB	505404	2,912,645	7610600363
2948	Packwach	618	NYARIEGI HEALTH CENTRE II	HC II	UPMB	505403	2,826,895	140096254701
2949	Packwach	618	PAKWACH HEALTH CENTRE IV	HC IV	GOV	506939	27,101,589	140093339901
2950	Packwach	618	WADILAY HEALTH CENTRE III	HC III	GOV	505376	9,955,030	140596339001
2951	Packwach	618	POKWERO HEALTH CENTRE III	HC III	GOV	505377	9,955,030	140586116301
2952	Packwach	618	PANYIGORO HEALTH CENTRE III	HC III	GOV	505378	9,955,030	140596340501
2953	Packwach	618	PANYIMUR HEALTH CENTRE	HC III	GOV	505379	9,955,030	9030007678249
2954	Packwach	618	ALWII HEALTH CENTRE III	HC III	GOV	505384	9,955,030	140596339801
2955	Packwach	618	PAKIA HEALTH CENTRE III	HC III	GOV	506940	9,955,030	140093066301
2956	Packwach	618	RAGEM HEALTH CENTRE II	HC II	GOV	505389	3,426,673	140596340201
2957	Packwach	618	PACEGO HEALTH CENTRE II	HC II	GOV	505390	3,426,673	140596340301
2958	Packwach	618	AMOR HEALTH CENTRE II	HC II	GOV	505391	3,426,673	140596338701
2959	Packwach	618	PAROKETO HEALTH CENTRE II	HC II	GOV	505392	3,426,673	140596335301
2960	Packwach	618	MUKALE HEALTH CENTRE II	HC II	GOV	505393	3,426,673	140574666001
2961	Packwach	618	BORO HEALTH CENTRE II	HC II	GOV	505394	3,426,673	140596338801
2962	Packwach	618	DEI HEALTH CENTRE II	HC II	GOV	505395	3,426,673	140596341101
2963	Packwach	618	FUALWONGA HEALTH CENTRE II	HC II	GOV	505397	3,426,673	140596343001
		618 Total					126,444,117	
2964	Butebo	619	KAKORO SDAHEALTH CENTRE II	HC II	UPMB	506392	2,012,048	140047274701
2965	Butebo	619	BUTEBO HEALTH CENTRE IV	HC IV	GOV	506372	82,223,549	140047897301
2966	Butebo	619	KIBALE HEALTH CENTRE III	HC III	GOV	506381	17,759,346	140519826301
2967	Butebo	619	NAGWERE HEALTH CENTREIII	HC III	GOV	506382	17,759,346	140519907901
2968	Butebo	619	KAKORO HEALTH CENTRE III	HC III	GOV	507264	17,759,346	140519897401
2969	Butebo	619	KABWANGASI HEALTH CENTRE III	HC III	GOV	507265	17,759,346	140519961401
2970	Butebo	619	OLADOT HEALTH CENTRE II	HC II	GOV	506386	1,805,843	140519832101
2971	Butebo	619	PUTTI HEALTH CENTRE II	HC II	GOV	506387	1,805,843	140519884101
2972	Butebo	619	KACHURU HEALTH CENTRE II	HC II	GOV	506388	1,805,843	140594855501
2973	Butebo	619	KANYUMU HEALTH CENTRE II	HC II	GOV	507267	1,805,843	140594855701
		619 Total					162,496,354	
2974	Rukiga	620	Kitanga HC III	HC III	UCMB	505091	6,870,919	7020010966
2975	Rukiga	620	Kihanga HC III	HC III	UPMB	505075	4,949,292	142018504000

Sector Grant and Budget Guidelines FY 2017/18

S/N	VOTE NAME	VOTE NO	ACCOUNT NAME	LEVEL	OWNER SHIP	IFMS SUPPLIER ID	ANNUAL BUDGET FY2017/18	BANK ACCOUNT NUMBERS
2976	Rukiga	620	Kakatunda HC III	HC III	UCMB	505090	4,081,547	7020012378
2977	Rukiga	620	Mparo HC IV	HC IV	GOV	505064	14,554,002	142091607800
2978	Rukiga	620	Kamwezi HC IV	HC IV	GOV	507094	14,554,002	142091609700
2979	Rukiga	620	BukindaHC IV	HC IV	GOV	505039	14,554,002	142018446200
2980	Rukiga	620	Kyongo HC III	HC III	GOV	505040	6,107,374	142018446300
2981	Rukiga	620	Kashambya HC III	HC III	GOV	505065	6,107,374	142018444900
2982	Rukiga	620	Kafunjo Nyakarambi HCII	HC II	GOV	505018	1,949,833	142018443000
2983	Rukiga	620	Kyerero HC II	HC II	GOV	505041	1,949,833	142018446700
2984	Rukiga	620	Rwenyangye HC II	HC II	GOV	505042	1,949,833	142018446600
2985	Rukiga	620	KandagoHC II	HC II	GOV	505043	1,949,833	142018446400
2986	Rukiga	620	Ibumba HC II	HC II	GOV	505067	1,949,833	142018446000
2987	Rukiga	620	Kitojo HC II	HC II	GOV	505068	1,949,833	142018445500
2988	Rukiga	620	Rwanjura HC II	HC II	GOV	505069	1,949,833	142018445200
2989	Rukiga	620	Kitunga HC II	HC II	GOV	505070	1,949,833	142018445300
2990	Rukiga	620	KitangaHC II	HC II	GOV	505071	1,949,833	142018445400
2991	Rukiga	620	Mukyogo HC II	HC II	GOV	505073	1,949,833	142091610600
2992	Rukiga	620	Kibanda HC II	HC II	GOV	507096	1,949,833	142018446500
2993	Rukiga	620	Karorwa HC II	HC II	GOV	507097	1,949,833	142018446800
2994	Rukiga	620	Nooji HC II	HC II	GOV	507101	1,949,833	142018445700
2995	Rukiga	620	Ibugwe HC II	HC II	GOV	507102	1,949,833	142018445900
2996	Rukiga	620	Bucundura HC II	HC II	GOV	507103	1,949,833	142018445000
2997	Rukiga	620	Nyakashebeya HC II	HC II	GOV	507104	1,949,833	142018445100
2998	Rukiga	620	KahamaHC II	HC II	GOV	507105	1,949,833	142091610700
		620 Total					104,925,679	
2999	Kyotera	621	KALISIZO HOSPITAL	Hospital	GOV	464026	133,687,548	9030005716518
3000	Kyotera	621	BIIKIRA HEALTH CENTRE	HC III	UCMB	120514	3,829,760	9030002016957
3001	Kyotera	621	ST CHARLES KABUWOKO PARISH DIS	HC II	UCMB	504235	3,829,760	4020002932
3002	Kyotera	621	STJUDE SSANJE HEALTH CENTRE	HC II	UCMB	504238	3,829,760	6020600168
3003	Kyotera	621	BETHLEHEM M DISPENSARY DELIGAT	HC III	UCMB	504242	3,829,760	6020011089
3004	Kyotera	621	KYOTERA MUSLIM HEALTH CENTRE I	HC III	UMMB	506363	3,829,760	6010601070
3005	Kyotera	621	STDENIS HEALTH CENTRE KYANGO	HC III	UCMB	506364	3,829,760	4010007189
3006	Kyotera	621	NAKASOGA MUSLIM DISPENSARY	HC II	UMMB	118266	2,551,464	9030005664763
3007	Kyotera	621	NAZARETH DISPENSARY AND MATERN	HC II	UCMB	504234	2,551,464	4020004394
3008	Kyotera	621	ST MARTIN DOM KABUWOKO	HC II	UCMB	504236	2,551,464	9030002073047
3009	Kyotera	621	Kakuuto HC IV	HC IV	GOV	504283	51,039,263	9030005716542
3010	Kyotera	621	Kasaali HC III	HC III	GOV	504268	11,682,673	9030007417445
3011	Kyotera	621	Kirumba HC III	HC III	GOV	504269	11,682,673	9030007417356
3012	Kyotera	621	Lwankoni HC III	HC III	GOV	504270	11,682,673	9030007417321
3013	Kyotera	621	Nabigasa HC III	HC III	GOV	504271	11,682,673	9030007417410
3014	Kyotera	621	Kyebe HC III	HC III	GOV	504284	11,682,673	9030007417178
3015	Kyotera	621	Kasasa HC III	HC III	GOV	504285	11,682,673	9030006828182
3016	Kyotera	621	Mitukula HC III	HC III	GOV	506643	11,682,673	9030007417526
3017	Kyotera	621	Kabuwoko HC III	HC III	GOV	506644	11,682,673	9030007417399
3018	Kyotera	621	Kabira HC III	HC III	GOV	506645	11,682,673	9030007417275
3019	Kyotera	621	Mutukula HC III	HC III	GOV	506651	11,682,673	9030006827933
3020	Kyotera	621	Nsumba HC II	HC II	GOV	504282	1,647,552	9030009098142
3021	Kyotera	621	Minziro HC II	HC II	GOV	114060	1,647,552	9030007417186
3022	Kyotera	621	Kyakkonda HC II	HC II	GOV	504272	1,647,552	9030007417429
3023	Kyotera	621	Nkenge HC II	HC II	GOV	504273	1,647,552	9030007417437
3024	Kyotera	621	Gayaza HC II	HC II	GOV	504274	1,647,552	140520567901
3025	Kyotera	621	Lwamba HC II	HC II	GOV	504275	1,647,552	9030007417364
3026	Kyotera	621	Buyiisa HC II	HC II	GOV	504276	1,647,552	9030007417348
3027	Kyotera	621	Kyakanyomozzi HC II	HC II	GOV	504277	1,647,552	140565745502
3028	Kyotera	621	Kayanja HC II	HC II	GOV	504278	1,647,552	9030007417313

Sector Grant and Budget Guidelines FY 2017/18

S/N	VOTE NAME	VOTE NO	ACCOUNT NAME	LEVEL	OWNER SHIP	IFMS SUPPLIER ID	ANNUAL BUDGET FY2017/18	BANK ACCOUNT NUMBERS
3029	Kyotera	621	Nakatoogo HC II	HC II	GOV	504279	1,647,552	9030007417402
3030	Kyotera	621	Ndolo HC II	HC II	GOV	504280	1,647,552	9030007417267
3031	Kyotera	621	Byerima HC II	HC II	GOV	504281	1,647,552	9030007417305
3032	Kyotera	621	Mayanja HC II	HC II	GOV	504288	1,647,552	9030006827968
3033	Kyotera	621	Nangoma HC II	HC II	GOV	504289	1,647,552	9030006827976
3034	Kyotera	621	Kasensero HC II	HC II	GOV	504291	1,647,552	9030007417194
3035	Kyotera	621	Kijonjo HC II	HC II	GOV	504292	1,647,552	9030006828212
3036	Kyotera	621	Buziranduulu HC II	HC II	GOV	506646	1,647,552	9030007417518
3037	Kyotera	621	Butembe HC II	HC II	GOV	506647	1,647,552	9030007417380
3038	Kyotera	621	Nabyajwe HC II	HC II	GOV	506648	1,647,552	9030007417283
3039	Kyotera	621	Kijejja HC II	HC II	GOV	506649	1,647,552	9030007417372
3040	Kyotera	621	Bbaka HC II	HC II	GOV	506650	1,647,552	9030007503473
		621 Total					366,785,086	
3041	Bunyangabo	622	Mitandi Health Centre III	HC III	UPMB	505094	5,822,302	140077020702
3042	Bunyangabo	622	Yerya Health Center	HC III	UCMB	505097	5,822,302	140076973101
3043	Bunyangabo	622	KIBIITO HC IV	HC IV	GOV	505107	60,575,015	1300029833
3044	Bunyangabo	622	KIYOMBYA HC III	HC III	GOV	505104	8,079,069	1300029797
3045	Bunyangabo	622	RWAGIMBA HC III	HC III	GOV	505105	8,079,069	1300029806
3046	Bunyangabo	622	KABONERO HC III	HC III	GOV	505106	8,079,069	1300029822
3047	Bunyangabo	622	KISOMORO HC III	HC III	GOV	505109	8,079,069	1300029863
3048	Bunyangabo	622	KIBAATE HC III	HC III	GOV	505111	8,079,069	1300029897
3049	Bunyangabo	622	KAKINGA HC III	HC III	GOV	505113	8,079,069	1300036289
3050	Bunyangabo	622	RWIMI HC III	HC III	GOV	505114	8,079,069	1300029913
3051	Bunyangabo	622	KASUNGANYANYA HC III	HC III	GOV	507115	8,079,069	1300029815
3052	Bunyangabo	622	MUJUNJU HC II	HC II	GOV	505108	2,420,791	1300029848
3053	Bunyangabo	622	RUBONA HC II	HC II	GOV	505110	2,420,791	1300029889
3054	Bunyangabo	622	KATEEBWA MONUMENT SIT HC II	HC II	GOV	505112	2,420,791	1300029904
3055	Bunyangabo	622	NYAMISEKE HC II	HC II	GOV	505129	2,420,791	1300043407
3056	Bunyangabo	622	KABAHANGO HC II	HC II	GOV	507114	2,420,791	1300029789
3057	Bunyangabo	622	KICUUCU HC II	HC II	GOV	507116	2,420,791	1300029851
3058	Bunyangabo	622	KAHONDO HC II	HC II	GOV	548317	2,420,791	1300029879
		622 Total					153,797,710	
3059	ARUA MC	751	AMC Oli HCIV account	HC IV	GOV	505978	36,920,903	2201741077
		751 Total					36,920,903	
3060	ENTEBBE MC	752	EBB HEALTH SUB-DISTRICT	HC II	GOV	548091	12,677,330	31011020000076
3061	ENTEBBE MC	752	Kigungu HC III	HC II	GOV	505979	13,426,511	121021733101
3062	ENTEBBE MC	752	Commander Air force	HC II	GOV	29695	4,595,472	9030005968088
3063	ENTEBBE MC	752	State House Clinic	HC II	GOV	505980	4,595,472	121020786301
3064	ENTEBBE MC	752	UVRI HC II	HC II	GOV	506924	4,595,472	9030005915057
		752 Total					39,890,255	
3065	FORT-PORTAL MC	753	Kataraka HC IV	HC IV	GOV	505992	18,892,828	1300042988
3066	FORT-PORTAL MC	753	Kagote HC III	HC III	GOV	505993	8,477,140	905000075
3067	FORT-PORTAL MC	753	Katojo HC HC III	HC III	GOV	505994	8,477,140	1300044251
3068	FORT-PORTAL MC	753	Kasusu HC III	HC III	GOV	506930	8,477,140	905000051
3069	FORT-PORTAL MC	753	Mucwa HC II	HC II	GOV	505995	2,928,656	905000468
		753 Total					47,252,904	
3070	GULU MC	754	Laroo HC III	HC III	GOV	505996	13,585,015	10903500272360
3071	GULU MC	754	Layibi HC III	HC III	GOV	505997	13,585,015	1093500272166
3072	GULU MC	754	Bardege HC III	HC III	GOV	506931	13,585,015	10903500272270
3073	GULU MC	754	Aywee HC III	HC III	GOV	506932	13,585,015	9030006344894
		754 Total					54,340,060	

Sector Grant and Budget Guidelines FY 2017/18

S/N	VOTE NAME	VOTE NO	ACCOUNT NAME	LEVEL	OWNER SHIP	IFMS SUPPLIER ID	ANNUAL BUDGET FY2017/18	BANK ACCOUNT NUMBERS
		Total						
3074	JINJA MC	755	Walukuba Health Centre IV	HC IV	GOV	505439	19,687,267	102800512800
3075	JINJA MC	755	Mpumudde Health Centre IV	HC IV	GOV	506958	19,687,267	102800516201
3076	JINJA MC	755	Jinja Central Health Centre II	HC III	GOV	505440	10,524,118	102800511100
3077	JINJA MC	755	Masese port Health centre II	HC II	GOV	505443	2,687,052	102800512700
3078	JINJA MC	755	Kisima I Health Centrell	HC II	GOV	506959	2,687,052	102800512600
3079	JINJA MC	755	Kimaka Health Centre 2	HC II	GOV	505441	2,687,040	102800516300
3080	JINJA MC	755	Masese III Health Centre II	HC II	GOV	505442	2,687,040	102800512500
		755 Total					60,646,835	
3081	KABALE MC	757	KAMUKIRA HCIV	HC IV	GOV	504794	22,099,538	95120100000175
3082	KABALE MC	757	KABALE MUNICIPAL HC II	HC III	GOV	504795	6,572,840	95120100000329
3083	KABALE MC	757	KABALE MUNICIPAL COUNCIL HC II	HC III	GOV	505983	6,572,840	9030005619571
3084	KABALE MC	757	NDORWA PRISONS HCIII	HC III	GOV	504798	6,572,840	142091611100
3085	KABALE MC	757	RUTOOMA HEALTH CENTRE II	HC II	GOV	506925	2,686,950	95120100000248
3086	KABALE MC	757	MWANJARI HCII	HC II	GOV	504797	2,686,950	95120100000174
3087	KABALE MC	757	KABALE POLICE HCII	HC II	GOV	504799	2,686,950	142091610500
		757 Total					49,878,906	
3088	LIRA MC	758	Ober HC III	HC III	GOV	505984	14,809,544	1053500258403
3089	LIRA MC	758	Ayago HC III	HC III	GOV	506926	14,809,544	1053500258517
3090	LIRA MC	758	Lira Municipal health center I	HC II	GOV	505985	5,070,450	1053500250566
		758 Total					34,689,538	
3091	MASAKA MC	759	KATWE BUTEGO PHC KITABAAZI	HC II	GOV	505986	8,018,332	1033500009133
3092	MASAKA MC	759	KIMAANYA KYABAKUZA PHC	HC II	GOV	505987	8,018,332	1033500011316
3093	MASAKA MC	759	MASAKA MUNICIPAL CLINIC PHC	HC II	GOV	505988	8,018,332	1033500026761
3094	MASAKA MC	759	KATWE BUTEGO PHC KIRUMBA	HC II	GOV	506927	8,018,332	1033500010043
3095	MASAKA MC	759	NYENDO SSENYANGE HEALTH CENTRE	HC II	GOV	506928	8,018,332	1033500014474
		759 Total					40,091,661	
3096	MBALE MC	760	NAMATALA HEALTH CENTRE IV	HC IV	GOV	506774	23,600,579	140040983701
3097	MBALE MC	760	MALUKHU HEALTH CENTRE III	HC III	GOV	504882	10,820,329	140040954901
3098	MBALE MC	760	NAMAKWEKWE HEALTH CENTRE III	HC III	GOV	504883	10,820,329	140040962001
3099	MBALE MC	760	BUSAMAGA HEALTH CENTRE II	HC III	GOV	504884	6,886,009	140040967901
3100	MBALE MC	760	MBALE MUNICIPAL HEALTH CENTRE	HC II	GOV	504885	3,558,980	140040955401
		760 Total					55,686,227	
3101	MBARARA MC	761	Mbarara MC Health Centre IV	HC IV	GOV	505972	20,333,388	95050100004011
3102	MBARARA MC	761	Kakoba Division Health Centre III	HC III	GOV	505973	11,574,807	95050200000835
3103	MBARARA MC	761	Nyamitanga Division Health Cen	HC III	GOV	505974	11,574,807	95050200000355
3104	MBARARA MC	761	Ruti Health Centre II	HC II	GOV	505975	3,724,647	95050200000834
3105	MBARARA MC	761	Nyamityobora Health Centre II	HC II	GOV	505976	3,724,647	121130265300
3106	MBARARA MC	761	Kamukuzi Division Health Centr	HC II	GOV	505977	3,724,647	95050200000832
3107	MBARARA MC	761	Kamukuzi DMO Health Centre II	HC II	GOV	506923	3,724,647	95050200000833
		761 Total					58,381,591	
3108	MOROTO MC	762	Nakapelimen HC II	HC II	GOV	505999	10,374,916	6320600037
3109	MOROTO MC	762	DMO's Clinic HC	HC II	GOV	505998	10,374,916	6320700003
		762 Total					20,749,833	
3110	SOROTI MC	763	Diana HC IV	HC IV	GOV	505989	21,966,342	140591904001
3111	SOROTI MC	763	Eastern Division HC III	HC III	GOV	505990	10,571,374	140591912901
3112	SOROTI MC	763	Western Division HC III	HC III	GOV	505991	10,571,374	140591914601
3113	SOROTI MC	763	Moruapesur HC II	HC II	GOV	506929	3,453,678	140577206301
		763 Total					46,562,767	

Sector Grant and Budget Guidelines FY 2017/18

S/N	VOTE NAME	VOTE NO	ACCOUNT NAME	LEVEL	OWNER SHIP	IFMS SUPPLIER ID	ANNUAL BUDGET FY2017/18	BANK ACCOUNT NUMBERS
3114	TORORO M C	764	Tororo Mun Council HSD	HC IV	GOV	505607	19,765,225	145097327000
3115	TORORO M C	764	Mudakori HC III	HC III	GOV	505604	7,604,886	140011818601
3116	TORORO M C	764	Bison HC III	HC III	GOV	507005	7,604,886	140012887301
3117	TORORO M C	764	Police Health Unit II	HC II	GOV	556978	3,414,105	9030005905043
3118	TORORO M C	764	Serena HC II	HC II	GOV	505605	3,110,959	140011818001
3119	TORORO M C	764	Kyamwinula HC II	HC II	GOV	505606	3,110,959	9030004362585
3120	TORORO M C	764	Kasoli HC II	HC II	GOV	507006	3,110,959	140011818501
		764 Total					47,721,981	
3121	KASESE MC	770	Rukooki HC IV	HC IV	GOV	504724	14,814,545	9030002542748
3122	KASESE MC	770	Kasese Town Council HC III	HC III	GOV	506621	13,678,836	9030002553847
3123	KASESE MC	770	Kirembe HC II	HC II	GOV	504706	1,454,889	9030002553936
3124	KASESE MC	770	Railway HC II	HC II	GOV	504707	1,454,889	9030009309402
3125	KASESE MC	770	Saluti HC II	HC II	GOV	504708	1,454,889	9030007267419
3126	KASESE MC	770	Kilembe HC II	HC II	GOV	506613	1,454,889	9030002541288
3127	KASESE MC	770	Mubuku Irrigation HC II	HC II	GOV	506614	1,454,889	9030002544759
		770 Total					35,767,826	
3128	HOIMA MC	771	KARONGO HC III	HC III	GOV	506000	5,657,594	9030007880242
3129	HOIMA MC	771	BUHANIKA HC III	HC III	GOV	506001	5,657,594	9030007880358
3130	HOIMA MC	771	BACAYAYA HC II	HC III	GOV	506005	3,479,027	9030007035364
3131	HOIMA MC	771	KIHUKYA HC II	HC II	GOV	506002	2,723,209	9030007880420
3132	HOIMA MC	771	DHOs HC II	HC II	GOV	506003	2,723,209	9030007880269
3133	HOIMA MC	771	KYAKAPEYA HC II	HC II	GOV	506004	2,360,114	9030007880056
		771 Total					22,600,747	
3134	MUKONO MC	772	MOKONO TOWN COUNCIL HC IV	HC IV	GOV	506006	14,093,428	140023667301
3135	MUKONO MC	772	GOMA HEALTH CENTRE	HC III	GOV	506009	6,569,076	140523717901
3136	MUKONO MC	772	KYUNGU HCEALTH CENTRE	HC II	GOV	506007	2,527,604	4220400152
3137	MUKONO MC	772	NANTABULIRWA HC II	HC II	GOV	506008	2,527,604	140574219201
3138	MUKONO MC	772	NYANJA HC II	HC II	GOV	506933	2,527,604	140574221901
		772 Total					28,245,317	
3139	IGANGA MC	773	Iganga MC HC III	HC III	GOV	506010	12,601,551	142061772800
3140	IGANGA MC	773	Walugogo HC II	HC II	GOV	506011	3,789,254	140517109201
3141	IGANGA MC	773	Prison HC II	HC II	GOV	506934	3,789,254	140517093101
		773 Total					20,180,060	
3142	MASINDI MC	774	NYAKITIBWA HC III	HC III	GOV	506012	15,426,236	8110500049
3143	MASINDI MC	774	KIBWOONA HC II	HC II	GOV	506013	2,016,083	8110500048
3144	MASINDI MC	774	KATASENYWA HC II	HC II	GOV	506014	2,016,083	8110500046
3145	MASINDI MC	774	KIBYAMA HC II	HC II	GOV	506015	2,016,083	8110500047
3146	MASINDI MC	774	BIIZI HC II	HC II	GOV	506935	2,016,083	8110500045
3147	MASINDI MC	774	KIRASA HC II	HC II	GOV	506936	2,016,083	8110500056
		774 Total					25,506,650	
3148	NTUNGAMO MC	775	Ntungamo Health Centre IV	HC IV	GOV	506016	26,714,827	9030005606291
3149	NTUNGAMO MC	775	Ruhoko Health Centre II	HC II	GOV	506017	2,947,223	140060708601
		775 Total					29,662,050	
3150	BUSIA MUNICIPAL	776	BUSIA MUNICIPAL HC IV	HC IV	GOV	504643	28,465,247	140040726401
		776 Total					28,465,247	
3151	BUSHENYI MC	777	Bushenyi Health center IV	HC IV	GOV	506937	13,449,404	9030006242412
		777 Total					13,449,404	
3152	RUKUNGIRI MC	778	RUKUNGIRI HC III	HC IV	GOV	507208	8,389,243	9030007954823
3153	RUKUNGIRI MC	778	RWAKABENGO HC111	HC III	GOV	506534	4,227,820	9030007954661
3154	RUKUNGIRI MC	778	MARUMBA HC II	HC II	GOV	506526	1,441,000	9030008982642
3155	RUKUNGIRI MC	778	KARANGARO HC II	HC II	GOV	506535	1,441,000	9030007954807

Sector Grant and Budget Guidelines FY 2017/18

S/N	VOTE NAME	VOTE NO	ACCOUNT NAME	LEVEL	OWNER SHIP	IFMS SUPPLIER ID	ANNUAL BUDGET FY2017/18	BANK ACCOUNT NUMBERS
3156	RUKUNGIRI MC	778	KITIMBA HC II	HC II	GOV	506536	1,441,000	9030005775204
3157	RUKUNGIRI MC	778	KATWEKAMWE HC II	HC II	GOV	506537	1,441,000	9030007954793
		778 Total					18,381,063	
3158	NANSANA MC	779	Jinja Kalori St Charles Lwanga	HC II	UCMB	505525	1,713,120	2520420516
3159	NANSANA MC	779	Kyadondo North Health Sub Dis	HC IV	GOV	505510	70,264,413	3410500138
3160	NANSANA MC	779	Nabutiti Health Centre	HC III	GOV	115517	14,947,125	2110600010
3161	NANSANA MC	779	Namulonge Health Centre	HC III	GOV	505497	14,946,765	2110600012
3162	NANSANA MC	779	Ttikalu Health Centre	HC III	GOV	505500	14,946,765	2110600003
3163	NANSANA MC	779	NabweruHealth Centre	HC III	GOV	506976	14,946,765	3410500108
3164	NANSANA MC	779	Kawanda Health Centre	HC III	GOV	505501	14,946,765	2410500006
3165	NANSANA MC	779	Kasozi Health Centre	HC III	GOV	505482	14,946,765	140017311601
3166	NANSANA MC	779	Matugga Health Centre	HC II	GOV	552356	3,733,476	2410500014
3167	NANSANA MC	779	Nassolo Wamala Health Centre	HC II	GOV	505480	3,733,476	9030005998033
3168	NANSANA MC	779	Migadde Health Centre	HC II	GOV	505498	3,733,476	2110600013
3169	NANSANA MC	779	MaganjoHealth Centre	HC II	GOV	505508	3,733,476	3410400022
3170	NANSANA MC	779	Nansana Health Centre	HC II	GOV	506979	3,733,476	2110600004
		779 Total					180,325,861	
3171	MAKINDYE-SSABAGABO MC	780	Kyadondo South Health Sub Dist	HC IV	GOV	505485	78,114,602	140005379301
3172	MAKINDYE-SSABAGABO MC	780	Mutundwe Health Centre	HC III	GOV	115518	16,757,632	2112100003
3173	MAKINDYE-SSABAGABO MC	780	Seguku Health Centre	HC III	GOV	505511	16,757,632	2112100001
3174	MAKINDYE-SSABAGABO MC	780	Mutungo Health Centre	HC III	GOV	505512	16,757,632	2112100002
3175	MAKINDYE-SSABAGABO MC	780	Bunamwaya Health Centre	HC III	GOV	506973	16,757,632	2112100004
		780 Total					145,145,128	
3176	KIRA MC	781	Zia Angelina Health Centre	HC III	UCMB	115535	6,051,869	140041886101
3177	KIRA MC	781	Kireka SDA Dispensary	HC II	UPMB	115540	6,051,869	140010102101
3178	KIRA MC	781	Bweyogerere Health Centre UMMB	HC II	UMMB	115552	6,051,869	1010102691
3179	KIRA MC	781	Wellspring Health Centre	HC II	UPMB	115546	2,422,625	6002724705
3180	KIRA MC	781	Bweyogerere Government Health	HC III	GOV	27699	38,547,752	9030005955377
3181	KIRA MC	781	Kira Health Centre	HC III	GOV	548080	38,547,752	9030005903024
3182	KIRA MC	781	Kimwanyi Health Centre	HC II	GOV	25074	10,510,499	9030005866668
3183	KIRA MC	781	Kirinya Health Centre	HC II	GOV	115503	10,510,499	4410600002
3184	KIRA MC	781	Kireka Health Centre	HC II	GOV	548092	10,510,499	9030005953951
		781 Total					129,205,233	
3185	KISORO MC	782	KISORO TC ZINDIRO HC II	HC II	GOV	544231	43,624,687	30011020000071
		782 Total					43,624,687	
3186	MITYANA MC	783	St Luke's Health Centre	HC III	UCMB	504920	3,731,062	9020009843
3187	MITYANA MC	783	Maama Norah HC II	HC II	UPMB	504912	2,487,372	121028264701
3188	MITYANA MC	783	St Jude Naama HC II	HC III	UCMB	504917	2,487,372	9020342415
3189	MITYANA MC	783	Magala HC III	HC III	GOV	504897	8,918,293	140528229001
3190	MITYANA MC	783	Kabule HC III	HC III	GOV	506775	8,918,293	140528226201
3191	MITYANA MC	783	Naama HC III	HC III	GOV	506777	8,918,293	140528237301
3192	MITYANA MC	783	Nakaseeta HC II	HC II	GOV	504898	2,150,684	140528229601
3193	MITYANA MC	783	Ttanda HC II	HC II	GOV	504899	2,150,684	140528230201
3194	MITYANA MC	783	Katiko HC II	HC II	GOV	504904	2,150,684	140528565701
3195	MITYANA MC	783	Kabuwambo HC II	HC II	GOV	504905	2,150,684	140528231501
		783 Total					44,063,422	
3196	KITGUM MC	784	Church of Uganda Dispensary	HC II	UPMB	587588	10,940,206	9030000767076
3197	KITGUM MC	784	KITGUM TOWN COUNCIL HEALTH CEN	HC II	GOV	506256	4,144,502	9030004980696
		784 Total					15,084,708	

Sector Grant and Budget Guidelines FY 2017/18

S/N	VOTE NAME	VOTE NO	ACCOUNT NAME	LEVEL	OWNER SHIP	IFMS SUPPLIER ID	ANNUAL BUDGET FY2017/18	BANK ACCOUNT NUMBERS
		Total						
3198	KOBOKO MC	785	KOBOKO MISSION HEALTH CENTRE	HC III	UCMB	504859	8,602,819	9030001274251
3199	KOBOKO MC	785	KOBOKO HEALTH CENTRE IV	HC IV	GOV	127122	53,389,776	9030005738260
		785 Total					61,992,595	
3200	MUBENDE MC	786	Kaweeri HC II	HC II	GOV	506081	3,973,476	140520529601
3201	MUBENDE MC	786	Nabikakala HC II	HC II	GOV	506082	3,973,476	140570106401
3202	MUBENDE MC	786	Lwemikomago HC II	HC II	GOV	506094	3,973,476	140570101901
3203	MUBENDE MC	786	Kanseera HC II	HC II	GOV	506095	3,973,476	140570052301
3204	MUBENDE MC	786	Kayinja HC II	HC II	GOV	506096	3,973,476	140570034401
3205	MUBENDE MC	786	Mubende Town Council HC II	HC II	GOV	507288	3,973,476	140558623301
		786 Total					23,840,857	
3206	KUMI MC	787	KUMI HC IV PHC ACCOUNT	HC IV	GOV	506150	46,691,162	4710500212
		787 Total					46,691,162	
3207	LUGAZI MC	788	Lugazi Mission HC	HC II	UPMB	504602	5,454,167	140520421201
3208	LUGAZI MC	788	Lugazi Muslim	HC II	UMMB	504603	5,454,167	121031681901
3209	LUGAZI MC	788	Busabaga Health Centre	HC III	GOV	504578	14,976,977	140512662701
3210	LUGAZI MC	788	NajjembeHealth Centre	HC III	GOV	506575	14,976,977	121031068601
3211	LUGAZI MC	788	Kizigo Health Centre	HC II	GOV	506581	5,514,190	9030005448467
		788 Total					46,376,480	
3212	KAMULI MC	789	KAMULI VSC PHC CLINIC	HC II	UPMB	506805	9,682,998	9030006521842
3213	KAMULI MC	789	BUSOTA HEALTH CENTRE II	HC II	GOV	505143	10,151,483	9030007399625
3214	KAMULI MC	789	KAMULI YOUTH CENTRE CLINIC	HC II	GOV	505157	5,348,613	9030010770474
		789 Total					25,183,095	
3215	KAPCHORWA MC	790	TEGERES HC III	HC III	GOV	506454	16,077,567	3210500112
3216	KAPCHORWA MC	790	KAPLELKO HC II	HC II	GOV	506460	6,252,675	3210500117
3217	KAPCHORWA MC	790	KOKWOMURYA HC II	HC II	GOV	507187	6,252,675	3210500124
		790 Total					28,582,916	
3218	IBANDA MC	791	IBANDA MISSION	HC III	UPMB	504979	696,485	121055970501
3219	IBANDA MC	791	RUHOKO HC IV	HC IV	GOV	504182	23,592,060	5212100071
3220	IBANDA MC	791	BUFUNDA HC III	HC III	GOV	504185	6,633,670	5212100072
3221	IBANDA MC	791	BISHESHE HC III	HC III	GOV	506346	6,633,670	5212100075
3222	IBANDA MC	791	KASHANGURA HC II	HC II	GOV	504189	1,392,970	5212100015
3223	IBANDA MC	791	KAKATSI HC II	HC II	GOV	504190	1,392,970	5212100008
3224	IBANDA MC	791	NSASI HC II	HC II	GOV	504980	1,392,970	121056072901
3225	IBANDA MC	791	RUBAYA HC II	HC II	GOV	504983	1,392,970	121055958201
3226	IBANDA MC	791	RWOBUZIZI HC II	HC II	GOV	504984	1,392,970	121056023401
3227	IBANDA MC	791	KARANGARA HC II	HC II	GOV	504988	1,392,970	5212100011
3228	IBANDA MC	791	BUGARAMA HC II	HC II	GOV	504989	1,392,970	5212100014
3229	IBANDA MC	791	NYAKATOKYE HC II	HC II	GOV	504991	1,392,970	5212100017
3230	IBANDA MC	791	KYEIKUCU HC II	HC II	GOV	506348	1,392,970	5212100016
3231	IBANDA MC	791	NYAMIRIMA HC II	HC II	GOV	507076	1,392,970	5212100074
		791 Total					51,485,580	
3232	NJERU MC	792	St Francis health care Njeru	HC III	UCMB	504598	2,870,740	3020111006
3233	NJERU MC	792	Bukaya health centre	HC II	UPMB	504604	1,912,233	95030100003550
3234	NJERU MC	792	Njeru TCHC	HC III	GOV	504581	7,043,183	140034674101
3235	NJERU MC	792	Buwagajjo Health Centre	HC III	GOV	504582	7,043,183	140523946101
3236	NJERU MC	792	Wakisi Health Centre	HC III	GOV	506577	7,043,183	140524017001
3237	NJERU MC	792	Tongolo Health Centre	HC II	GOV	504584	1,933,277	140574093901
3238	NJERU MC	792	Kalagala Health Centre	HC II	GOV	504585	1,933,277	140574205901
3239	NJERU MC	792	Konko Health Centre	HC II	GOV	504586	1,933,277	140588750901

Sector Grant and Budget Guidelines FY 2017/18

S/N	VOTE NAME	VOTE NO	ACCOUNT NAME	LEVEL	OWNER SHIP	IFMS SUPPLIER ID	ANNUAL BUDGET FY2017/18	BANK ACCOUNT NUMBERS
3240	NJERU MC	792	Buziika Health Centre	HC II	GOV	504589	1,933,277	140574211001
3241	NJERU MC	792	Lugazi II HC II	HC II	GOV	504590	1,933,277	6002653301
3242	NJERU MC	792	Bugungu HC II	HC II	GOV	506578	1,933,277	140534251801
3243	NJERU MC	792	Naminya Health Centre	HC II	GOV	506579	1,933,277	140574210001
3244	NJERU MC	792	Kabizzi Health Centre	HC II	GOV	506582	1,933,277	9030005434318
		792 Total					41,378,738	
3245	APAC MC	793	BIASHARA HEALTH CENTRE II	HC II	GOV	504466	10,869,338	140084437201
		793 Total					10,869,338	
3246	BUGIRI MC	795	BUGIRI TC HC II	HC II	GOV	504082	17,128,218	4610500082
		795 Total					17,128,218	
3247	SHEEMA MC	796	KIHUNDA HEALTH CENTRE III	HC II	UPMB	505452	3,243,894	6510500199
3248	SHEEMA MC	796	MUSHANGAHEALTH CENTREIII	HC III	UCMB	506965	2,157,102	140028378801
3249	SHEEMA MC	796	KABWOHE HEALTH CENTREIV	HC IV	GOV	507075	25,980,713	9030007423127
3250	SHEEMA MC	796	KYABANDARA HEALTH CENTRE II	HC II	GOV	505454	2,027,434	9030007627016
3250	SHEEMA MC	796	RWAMUJOJO HEALTH CENTRE II	HC II	GOV	505455	2,027,434	9030007646940
3251	SHEEMA MC	796	MIGINA HEALTH CENTRE II	HC II	GOV	505460	2,027,434	6510500200
3252	SHEEMA MC	796	KASHOZI HEALTH CENTRE II	HC II	GOV	505462	2,027,434	9030007350839
3253	SHEEMA MC	796	KARERA HEALTH CENTRE II	HC II	GOV	505469	2,027,434	9030007341996
3254	SHEEMA MC	796	KIZIBA HEALTH CENTRE II	HC II	GOV	548326	2,027,434	6510500201
		796 Total					43,546,314	
3255	KOTIDO MC	797	KOTIDO HCIV	HC IV	GOV	504860	30,701,373	9030005777630
		797 Total					30,701,373	
		Grand Total					34,903,220,655	

Annex IX: PHC NWR Funds for PNFP Health Facilities at JMS for Medicines FY 2017/18

Following a directive from parliament, 50% (Ushs. 7.4Bn) of the Primary Health Care funds for Private not for profit (PNFP) facilities for FY 2017/18 have been moved to Vote 014 - Ministry of Health. A credit line for medicines and medical supplies for PNFPs under the Joint Medical Stores (JMS) has been created and therefore PNFP facilities will be required to order medicines on a quarterly basis from JMS as per the quarterly release advise which shall be issued.

Below is the schedule of the PNFP health facility budgets at JMS

S/N	HEALTH FACILITY NAME	VOTE NAME	VOTE NO	LEVEL	OWNER SHIP	PNFP HFs Medicine Budget at JMS
1	ROBIDIRE HC III	ADJUMANI	501	Health Center III	UCMB	6,968,591
2	ADJUMANI MISSION HC III	ADJUMANI	501	Health Center III	UCMB	6,968,591
3	MARYLAND KOCOA HC III	ADJUMANI	501	Health Center III	UCMB	5,467,031
			501 Total			19,404,213
4	ALENGA CATHOLIC DISPENSARY	APAC	502	Health Center III	UCMB	5,647,135
5	ABEDOBER HEALTH CENTRE	APAC	502	Health Center III	UCMB	5,647,135
6	TEBOKE MISSION DISPENSARY	APAC	502	Health Center II	UCMB	2,823,567
7	ADUKU MATERNITY UNIT	APAC	502	Health Center II	UCMB	2,823,567
			502 Total			16,941,403
8	KULUVA HOSP DELEGTD STFF	ARUA	503	Hospital	UPMB	172,958,512
9	ORIAJINI HOSP DELEGTD FD	ARUA	503	Hospital	UMMB	55,812,947
10	Aripea Health Centre	ARUA	503	Health Center III	UCMB	6,779,799
11	Otumbari health centre III	ARUA	503	Health Center III	UCMB	6,779,799
12	Ediofe Health Centre III	ARUA	503	Health Center III	UCMB	6,779,799
13	ST LUKE KATIYIHCIII	ARUA	503	Health Center III	UPMB	6,779,799
14	St Francis Health centre Ocodr	ARUA	503	Health Center III	UCMB	6,779,799
15	Anyiribu Health Centre II com	ARUA	503	Health Center III	UPMB	6,779,799
16	Uleppi parish dispensary	ARUA	503	Health Center II	UCMB	4,521,899
17	Ojee Adumi Health centre	ARUA	503	Health Center II	UCMB	4,521,899
18	Anyavu Health Centre III	ARUA	503	Health Center II	UPMB	4,521,899
			503 Total			283,015,953
19	KYEMEIRE HEALTH UNIT	BUGIRI	504	Health Center III	UPMB	3,672,469
20	ST. LUKE MUTERERE NGO HEALTH UNIT	BUGIRI	504	Health Center III	UPMB	3,672,469
21	KIRONGERO CHURCH OF GOD HEALTH CE	BUGIRI	504	Health Center II	UPMB	1,101,117
22	NAMAYEMBA SAFE MOTHERHOOD HEALTH	BUGIRI	504	Health Center II	UPMB	1,101,117
			504 Total			9,547,174
23	BUSARU INTEGRATED HEALTH UNIT	BUNDIBUGYO	505	Health Center II	UCMB	4,864,339
24	EBENEZER SDA MEDICAL CENTRE	BUNDIBUGYO	505	Health Center III	UPMB	4,864,339
25	MANTOROBA HCII	BUNDIBUGYO	505	Health Center II	UPMB	3,613,858
			505 Total			13,342,535
26	Ishaka Hospital	BUSHENYI	506	Hospital	UPMB	158,690,643
27	Comboni DELEGated Hospital	BUSHENYI	506	Hospital	UCMB	76,420,317
28	Ishaka Advent School of Nursin	BUSHENYI	506	Health Center III	UPMB	7,224,485

Sector Grant and Budget Guidelines FY 2017/18

S/N	HEALTH FACILITY NAME	VOTE NAME	VOTE NO	LEVEL	OWNER SHIP	PNFP HFs Medicine Budget at JMS
29	Bitooma Health Centre III	BUSHENYI	506	Health Center III	UCMB	3,894,928
30	Burungira Health Centre III	BUSHENYI	506	Health Center II	UCMB	1,947,439
31	Katungu Health Centre	BUSHENYI	506	Health Center II	UPMB	1,947,439
32	Bushenyi UMSC Kakanju	BUSHENYI	506	Health Center II	UMMB	1,947,439
			506 Total			252,072,692
33	DABANI HOSPITAL	BUSIA	507	Hospital	UCMB	30,486,699
34	MUSICHIMI COMMUNITY HC II	BUSIA	507	Health Center II	UCMB	2,506,840
35	OUR LADY OF LOURDES LUMINO HC	BUSIA	507	Health Center II	UCMB	2,098,972
			507 Total			35,092,511
36	Lacor Hospital Delegated Fund	GULU	508	Hospital	UCMB	273,581,766
37	ST MAURTZ HEALTH CENTER II	GULU	508	Health Center II	UCMB	11,500,574
38	ST PHILPS HEALTH CENTER II	GULU	508	Health Center II	UPMB	11,500,574
			508 Total			296,582,915
39	Azur Christian Health Centre p	HOIMA	509	Health Center III	UPMB	2,957,764
40	Bujumbura Health Centre	HOIMA	509	Health Center III	UCMB	2,957,764
41	Bombo Health Centre	HOIMA	509	Health Center II	UMMB	2,118,678
42	Munteme Health Unit	HOIMA	509	Health Center II	UCMB	2,118,678
43	St Jude Tadeo Kitana Health ce	HOIMA	509	Health Center II	UCMB	2,118,678
			509 Total			12,271,560
44	IGANGA UMSC CLINIC HC 111	IGANGA	510	Health Center III	UMMB	5,821,185
45	BULYANSIME HCII	IGANGA	510	Health Center II	UPMB	5,821,185
46	NABITENDE HC II	IGANGA	510	Health Center II	UPMB	5,821,185
47	BUKOTEKA HC II	IGANGA	510	Health Center II	UPMB	2,929,777
48	NASUTI HCII	IGANGA	510	Health Center II	UPMB	2,929,777
49	KASOLO HCII	IGANGA	510	Health Center II	UPMB	2,929,777
50	BUNYIRO HCII	IGANGA	510	Health Center II	UPMB	2,929,777
51	KAKOMBO HCII	IGANGA	510	Health Center II	UPMB	2,929,777
52	IBULANKU HC111	IGANGA	510	Health Center III	UPMB	2,929,777
53	NAMALEMBA HCII	IGANGA	510	Health Center II	UPMB	2,929,777
54	KIRINGA HCII	IGANGA	510	Health Center II	UPMB	2,929,777
55	ST PETER CLAVER HCII	IGANGA	510	Health Center II	UPMB	2,929,777
56	KIWANYI HC II	IGANGA	510	Health Center II	UMMB	2,929,777
			510 Total			46,761,323
57	Buwenge Hospital and Medical c	JINJA	511	Hospital	UMMB	39,783,614
58	Kakira Sugar limited Hospital	JINJA	511	Hospital	PRIVATE	22,422,971
59	ALL SAINTS HEALTH SERVICES	JINJA	511	Health Center III	UPMB	2,746,735
60	JINJA ISLAMIC HEALTH CENTRE II	JINJA	511	Health Center III	UMMB	2,746,735
61	CRESCENT MEDICAL CENTRE JINJA	JINJA	511	Health Center III	UMMB	2,746,735
62	BWIDHABWANGU HC II JINJA	JINJA	511	Health Center II	UPMB	1,785,889
63	MASESE DANIDA HC II JINJA	JINJA	511	Health Center II	UPMB	1,785,889
64	LWOLOLO HEALTH CENTRE II JINJA	JINJA	511	Health Center II	UPMB	1,785,889
65	ST Benedict Dispensary	JINJA	511	Health Center II	UCMB	1,785,889
66	MUGULUKA HC II JINJA	JINJA	511	Health Center II	UPMB	1,785,889
67	NAWAMPANDAHC II JINJA	JINJA	511	Health Center II	UPMB	1,785,889
			511 Total			81,162,123
68	Rugarama Hospital	KABALE	512	Hospital	UPMB	91,726,901
69	Rushoroza HC IV	KABALE	512	Hospital	UCMB	81,260,300
70	Kitanga HC III	KABALE	512	Health Center III	UCMB	6,870,919
71	Kihanga HC III	KABALE	512	Health Center III	UPMB	4,949,292
72	Muguri HC II	KABALE	512	Health Center II	UPMB	4,537,001
73	Mukokye HC II	KABALE	512	Health Center II	UPMB	4,537,001

Sector Grant and Budget Guidelines FY 2017/18

S/N	HEALTH FACILITY NAME	VOTE NAME	VOTE NO	LEVEL	OWNER SHIP	PNFP HFs Medicine Budget at JMS
74	Kakatunda HC III	KABALE	512	Health Center III	UCMB	4,081,547
75	Kinyamari HC II	KABALE	512	Health Center II	UPMB	3,299,678
76	Muhanga HC II	KABALE	512	Health Center II	UPMB	3,299,678
77	Nyakarambi HC II	KABALE	512	Health Center II	UPMB	3,299,678
78	Maziba HC II	KABALE	512	Health Center II	UCMB	3,299,678
79	Rwanyena HC II	KABALE	512	Health Center II	UCMB	3,299,678
80	Kamwezi Kashekye Health Unit	KABALE	512	Health Center II	UCMB	3,299,678
81	Rubaya HC II	KABALE	512	Health Center II	UPMB	3,299,678
82	BUHARA H/C III	KABALE	512	Health Center III	UCMB	1,620,760
83	Buhara HC III	KABALE	512	Health Center III	UCMB	1,620,760
			512 Total			224,302,226
84	virika hospital delegated Fund	KABAROLE	513	Hospital	UCMB	111,816,662
85	Kabarole Hospital delegated f	KABAROLE	513	Hospital	UPMB	45,389,835
86	Mitandi Health Centre III	KABAROLE	513	Health Center III	UPMB	5,822,302
87	Yerya Health Center	KABAROLE	513	Health Center III	UCMB	5,822,302
88	Iruhura Health Center	KABAROLE	513	Health Center III	UPMB	5,822,302
89	Nkuruba Health Cente	KABAROLE	513	Health Center III	UCMB	5,822,302
90	Virika Nursing School	KABAROLE	513	Health Center II	UCMB	3,881,534
91	Community Health Centre	KABAROLE	513	Health Center II	UOMB	3,881,534
92	Kihembo SDA Health centre	KABAROLE	513	Health Center II	UPMB	3,881,534
			513 Total			192,140,308
93	Lwala Hospital delegated Fund	KABERAMAIDO	514	Hospital	UCMB	74,529,793
94	KABERAMAIDO CHURCH OF UGANDA HEALTH CENTRE II	KABERAMAIDO	514	Health Center II	UPMB	3,180,158
			514 Total			77,709,951
95	BUMANGI HC PHC	KALANGALA	515	Health Center II	UCMB	4,573,484
			515 Total			4,573,484
96	KAMULIMMISSION HOSPDEV	KAMULI	517	Hospital	UCMB	206,196,611
97	NAWANYAGO DISPENSARY	KAMULI	517	Health Center III	UCMB	6,061,568
98	BUDHATEMWA HEALTH UNIT	KAMULI	517	Health Center III	UPMB	6,061,568
99	NABULEZI HEALTH CENTRE III	KAMULI	517	Health Center III	UPMB	6,061,568
100	NAMINAGE HUNIT	KAMULI	517	Health Center II	UPMB	6,061,568
101	KISOZI HEALTH CENTRE	KAMULI	517	Health Center II	UPMB	6,061,568
102	BUGEYWA HEALTH UNIT	KAMULI	517	Health Center III	UPMB	6,061,568
103	BUGULUMBYA HEALTH CENTRE II	KAMULI	517	Health Center III	UPMB	4,084,969
104	BUPADHENGU FLEP HUNIT	KAMULI	517	Health Center II	UPMB	4,084,969
105	NAMISAMBYA HEALTH UNIT	KAMULI	517	Health Center II	UPMB	4,084,969
106	LUZINGA HEALTH UNIT	KAMULI	517	Health Center II	UPMB	4,084,969
			517 Total			258,905,894
107	PADRE PIO HEALTH UNIT	KAMWENGE	518	Health Center III	UCMB	5,435,203
108	KABUGA COU HEALTH UNIT	KAMWENGE	518	Health Center III	UPMB	5,434,971
109	KYABENDACOU HEALTH CENTRE	KAMWENGE	518	Health Center III	UPMB	5,434,971
110	KICWAMBA CATHOLIC DISPENSARY	KAMWENGE	518	Health Center II	UCMB	3,668,279
111	MABALE COU HEALTH UNIT	KAMWENGE	518	Health Center II	UPMB	3,668,279
112	KAKASI COU HEALTH CENTRE III	KAMWENGE	518	Health Center II	UPMB	3,668,279
			518 Total			27,309,982
113	BWINDI COMMUNITY HOSPITAL	KANUNGU	519	Hospital	UPMB	60,888,700
114	NYAKATARE HC III	KANUNGU	519	Health Center III	UPMB	3,375,123
115	NYAMWEGABIRA HC III	KANUNGU	519	Health Center III	UCMB	3,375,123
116	MAKIRO HC III	KANUNGU	519	Health Center II	UCMB	3,375,123
117	KITARIRO HC II	KANUNGU	519	Health Center II	UPMB	2,309,375
118	BUGIRI HC II	KANUNGU	519	Health Center II	UPMB	2,309,375

Sector Grant and Budget Guidelines FY 2017/18

S/N	HEALTH FACILITY NAME	VOTE NAME	VOTE NO	LEVEL	OWNER SHIP	PNFP HFs Medicine Budget at JMS
119	BUSERE HC II	KANUNGU	519	Health Center II	UPMB	2,309,375
120	BUTOGOTA HC II	KANUNGU	519	Health Center II	UCMB	2,309,375
121	KANYASHOGYE HC II	KANUNGU	519	Health Center II	UPMB	2,309,375
122	KYESHERO HC II	KANUNGU	519	Health Center II	UPMB	2,309,375
123	RUSHAKA HC II	KANUNGU	519	Health Center II	UPMB	2,309,375
124	KAZINGA HC II	KANUNGU	519	Health Center II	UPMB	2,309,375
125	KIBIMBIRI HC II	KANUNGU	519	Health Center II	UPMB	2,309,375
126	KIHEMBE HC II	KANUNGU	519	Health Center II	UPMB	2,309,375
127	BUKUNGA HC II	KANUNGU	519	Health Center II	UPMB	2,309,375
128	KINAABA COU HC II	KANUNGU	519	Health Center II	UPMB	2,309,375
129	NYAKASHOZI HCII	KANUNGU	519	Health Center II	UCMB	2,309,375
130	NYAKINONI HC II	KANUNGU	519	Health Center II	UPMB	2,309,375
131	KARANGARA HC II	KANUNGU	519	Health Center II	UPMB	2,309,375
			519 Total			105,654,700
132	KASEREM HCIII	KAPCHORWA	520	Health Center III	UPMB	2,045,431
133	GAMATUI MISSION HCII	KAPCHORWA	520	Health Center II	UCMB	1,399,490
			520 Total			3,444,921
134	Kilembe Hospital	KASESE	521	Hospital	UCMB	173,491,221
135	Kagando Hospital Deleg Fund	KASESE	521	Hospital	UPMB	119,305,537
136	Rwesande HC IV	KASESE	521	Health Center IV	UPMB	7,067,563
137	St Pauls HC IV	KASESE	521	Health Center IV	UPMB	7,067,563
138	Nyabugando HC III	KASESE	521	Health Center III	UPMB	5,300,668
139	Kasanga PHC HC III	KASESE	521	Health Center III	UCMB	5,300,668
140	Kinyamaseke HC III	KASESE	521	Health Center III	UPMB	5,300,668
141	Kyarumba PHC HC III	KASESE	521	Health Center III	UCMB	5,300,668
142	St Francis of AssisKitabu	KASESE	521	Health Center III	UCMB	5,300,668
143	Kagando School of Nursing	KASESE	521	Health Center II	UPMB	5,300,668
144	Kanamba HC III	KASESE	521	Health Center III	UPMB	5,300,668
145	Buhaghura HC III	KASESE	521	Health Center III	UPMB	5,300,668
146	Maliba HC III	KASESE	521	Health Center III	UPMB	5,300,668
147	Katadoba HC III	KASESE	521	Health Center III	UMMB	5,300,668
148	Mushenene Dispensary	KASESE	521	Health Center III	UPMB	5,300,668
149	Kyanya SDA HC II	KASESE	521	Health Center II	UPMB	1,559,580
			521 Total			366,798,814
150	USUK HC III	KATAKWI	522	Health Center III	UCMB	6,247,959
151	TOROMA HEALTH CENTRE	KATAKWI	522	Health Center III	UCMB	6,247,959
152	KATAKWI COU HC II	KATAKWI	522	Health Center II	UPMB	4,174,592
153	NGARIAM COU HC II	KATAKWI	522	Health Center II	UPMB	4,174,592
			522 Total			20,845,101
154	NAZIGO MISSION DISPENSARYMATER	KAYUNGA	523	Health Center II	UCMB	3,741,819
155	NAMAGABI KAYUNGA DISPENSARY	KAYUNGA	523	Health Center II	UCMB	3,741,819
156	KANGULUMIRA MISSION HEALTH CEN	KAYUNGA	523	Health Center II	UCMB	3,741,819
			523 Total			11,225,456
157	ST LUKE BUJUNI HCIII	KIBALE	524	Health Center III	UCMB	3,947,270
158	ST DENIS NSONGA HC II	KIBALE	524	Health Center II	UCMB	2,105,211
159	KYABASARA HC II	KIBALE	524	Health Center II	UPMB	1,296,867
			524 Total			7,349,348
160	NABWENDO DISPENSARY	KIBOGA	525	Health Center III	UPMB	9,037,519
161	BAMUSUUTA HEALTH CENTRE II	KIBOGA	525	Health Center II	UPMB	3,013,013
			525			12,050,532

Sector Grant and Budget Guidelines FY 2017/18

S/N	HEALTH FACILITY NAME	VOTE NAME	VOTE NO	LEVEL	OWNER SHIP	PNFP HFs Medicine Budget at JMS
			Total			
162	Mutorele hospital PHC	KISORO	526	Hospital	UCMB	126,505,263
163	Rutaka Health Centre	KISORO	526	Health Center III	UPMB	7,046,813
164	Kinanira Subdispensary	KISORO	526	Health Center III	UCMB	7,046,813
			526 Total			140,598,889
165	ST JOSEPH HOSPITAL	KITGUM	527	Hospital	UCMB	201,671,820
			527 Total			201,671,820
166	DCDS NORTH KARAMOJA HEALTH CEN	KOTIDO	528	Health Center II	UPMB	24,419,934
167	KANAWAT HEALTH CENTRE III	KOTIDO	528	Health Center III	UCMB	24,419,934
168	LOSILANG HEALTH CENTRE II	KOTIDO	528	Health Center II	UCMB	24,419,934
			528 Total			73,259,802
169	KUMI LEPROSY DELEGATED FUND	KUMI	529	Hospital	UPMB	144,841,531
170	NYERO NGO UNIT	KUMI	529	Health Center II	UPMB	2,724,399
171	MUKONGORO NGO UNIT	KUMI	529	Health Center II	UPMB	2,724,399
172	KANYUM NGO UNIT	KUMI	529	Health Center II	UPMB	2,724,399
173	KANAPA HEALTH UNIT (COU)	KUMI	529	Health Center II	UPMB	2,724,399
			529 Total			155,739,126
174	ST ADOLF HEALTH UNIT	KYENJOJO	530	Health Center II	UCMB	3,788,312
175	ST MARTIN HEALTH UNIT	KYENJOJO	530	Health Center II	UCMB	3,774,565
176	RWIBALE DISPENSARY	KYENJOJO	530	Health Center II	UCMB	3,774,565
177	KAIHURA HEALTH CENTRE	KYENJOJO	530	Health Center II	UCMB	3,048,623
178	KAGOROHORO SDA H UNIT	KYENJOJO	530	Health Center II	UPMB	3,048,623
179	KYAKATARA HEALTH CENTRE	KYENJOJO	530	Health Center III	UCMB	2,438,899
180	KYEMBOGO HOLY CROSS H UNIT	KYENJOJO	530	Health Center III	UCMB	2,438,899
			530 Total			22,312,486
181	ST. FRANCIS DISPENSARY	LIRA	531	Health Center II	UCMB	4,315,100
182	Ngetta Dispensary	LIRA	531	Health Center III	UCMB	4,315,100
183	BOROBORO DISPENSARY	LIRA	531	Health Center III	UPMB	4,212,535
184	Amuca SDA Dispensary	LIRA	531	Health Center III	UPMB	4,212,535
185	PAG HC IV	LIRA	531	Health Center IV	UPMB	2,902,474
			531 Total			19,957,744
186	BISHOP CAESAR ASILI MEMORIAL H	LUWERO	532	Health Center III	UCMB	10,641,100
187	NATTYOLE HC	LUWERO	532	Health Center III	UCMB	5,117,922
188	KATIKAMU KISULE HC	LUWERO	532	Health Center II	UCMB	5,117,922
189	HOLY CROSS HEALTH CENTRE	LUWERO	532	Health Center III	UCMB	5,117,922
190	KASAALA	LUWERO	532	Health Center III	UCMB	5,117,922
191	BUGEMA UNV HC	LUWERO	532	Health Center III	UPMB	5,117,922
192	LUGO HC	LUWERO	532	Health Center II	UMMB	5,076,498
193	NAKATONYA HC	LUWERO	532	Health Center II	UMMB	5,076,498
194	NAMALIGA ST LUKE HEALTHCE	LUWERO	532	Health Center III	UCMB	5,076,498
195	NJOVU ISLAMIC MEDICAL CENTRE	LUWERO	532	Health Center II	UMMB	5,076,498
196	LUTEETE HIVAIDS	LUWERO	532	Health Center II	UPMB	3,802,252
197	BULAMI ORTHODOX HC	LUWERO	532	Health Center II	UOMB	3,802,252
198	KATIKAMU SDA HC	LUWERO	532	Health Center II	UPMB	3,802,252
199	ST GEORGE ANOONYA HCENT	LUWERO	532	Health Center II	UOMB	3,802,252
200	NANDERE HC	LUWERO	532	Health Center II	UCMB	3,802,252
201	MULAJJE HC	LUWERO	532	Health Center III	UCMB	3,802,252
202	NDEJJE HC II	LUWERO	532	Health Center II	UPMB	3,571,552
			532 Total			82,921,766
203	KITOVU HEALTH CARE COMPLEX	MASAKA	533	Hospital	UCMB	167,571,808

S/N	HEALTH FACILITY NAME	VOTE NAME	VOTE NO	LEVEL	OWNER SHIP	PNFP HFs Medicine Budget at JMS
204	KITOVU LABORATORY TRAINING SCH	MASAKA	533	Health Center III	UCMB	6,530,306
205	KAKO HC III	MASAKA	533	Health Center III	UPMB	4,262,806
206	ARCHBISHOP J CABANA SSUNGA H	MASAKA	533	Health Center III	UCMB	4,262,806
207	ST BENEDICT BUTENDE HC III	MASAKA	533	Health Center III	UCMB	4,262,806
208	Nakasojjo Health Centre	MASAKA	533	Health Center II	UCMB	2,881,433
			533 Total			189,771,966
209	Nyamigisa HC II	MASINDI	534	Health Center II	UCMB	3,919,947
			534 Total			3,919,947
210	StFrancis Buluba Hospital	MAYUGE	535	Hospital	UCMB	83,354,741
211	Kyando HC II	MAYUGE	535	Health Center II	UPMB	2,984,916
212	Buwaya HC II	MAYUGE	535	Health Center II	UPMB	2,984,916
			535 Total			89,324,574
213	CURE CHILDRENS' HOSPITAL MBALE	MBALE	536	Hospital	UPMB	60,000,002
214	AHAMADIYA MUSLIM MEDICAL CENTR	MBALE	536	Health Center II	UMMB	3,501,733
215	NYONDO HEALTH CENTRE MBALE	MBALE	536	Health Center III	UCMB	3,501,733
216	SALEM KOLONYI HEALTH CENTREMBA	MBALE	536	Health Center IV	UPMB	3,501,733
217	Deliverance Church Medical Services: Joy Hospice	MBALE	536	Health Center II	UPMB	2,334,489
218	ST AUSTIN DISPENSARY MBALE	MBALE	536	Health Center II	UCMB	2,334,489
219	ISLAMIC UNIVERSITY HEALTH CENT	MBALE	536	Health Center II	UMMB	2,334,489
220	THORNBURY BUFUMBO HEALTH CENTR	MBALE	536	Health Center II	UPMB	2,334,489
221	ST FATIMA GANGAMA HC MBALE	MBALE	536	Health Center II	UCMB	2,334,489
			536 Total			82,177,648
222	Ruharo Mission Hospital	MBARARA	537	Hospital	UPMB	30,652,942
223	Holy Innocents PHC Funds	MBARARA	537	Hospital	UCMB	18,391,667
224	Mbarara muslim health centre	MBARARA	537	Health Center II	UMMB	5,355,381
225	St Johns Community Health centr	MBARARA	537	Health Center III	UPMB	5,355,381
226	Nyamitanga Health Unit	MBARARA	537	Health Center II	UCMB	2,677,947
227	StJosephs rubindi health centr	MBARARA	537	Health Center III	UCMB	2,677,947
228	StFranciskaMakonje Health ce	MBARARA	537	Health Center II	UCMB	2,677,947
229	Rubindi Health centre 11	MBARARA	537	Health Center II	UCMB	2,428,430
			537 Total			70,217,643
230	St Pius Kidepo Rupa Health Centre III	MOROTO	538	Health Center III	UCMB	7,894,832
231	Loputuk Health Centre III	MOROTO	538	Health Center II	UCMB	7,894,832
232	Tapac Health Centre III	MOROTO	538	Health Center III	UCMB	7,281,831
233	Lotirir Health Centre II	MOROTO	538	Health Center II	UPMB	2,770,914
			538 Total			25,842,408
234	FR BILBAO MEMORIAL HEALTH CENT	MOYO	539	Health Center III	UCMB	9,000,000
235	MOYO MISSION HCIII	MOYO	539	Health Center IV	UCMB	9,000,000
236	EREPI HEALTH CENTRE II	MOYO	539	Health Center II	UPMB	5,000,000
			539 Total			23,000,000
237	Nkozi Hospital	MPIGI	540	Hospital	UCMB	102,627,929
238	Ggoli Health Centre	MPIGI	540	Health Center III	UCMB	4,264,945
239	Mitala Maria Health Centre III	MPIGI	540	Health Center III	UCMB	4,264,945
240	St Monica Katende Health Cent	MPIGI	540	Health Center III	UCMB	4,264,945

Sector Grant and Budget Guidelines FY 2017/18

S/N	HEALTH FACILITY NAME	VOTE NAME	VOTE NO	LEVEL	OWNER SHIP	PNFP HFs Medicine Budget at JMS
241	Nswanjere Health Centre III	MPIGI	540	Health Center III	UCMB	4,264,945
242	St Luke Kkongge Health Centre I	MPIGI	540	Health Center III	UCMB	4,264,945
			540 Total			123,952,653
243	St Gabriel Mirembe Maria	MUBENDE	541	Health Center III	UCMB	5,499,351
244	ST JOSEPH MADUDU HC III	MUBENDE	541	Health Center III	UCMB	5,499,351
245	St Matia Mulumba HC III	MUBENDE	541	Health Center III	UCMB	5,499,351
246	Kyannamugera HC II	MUBENDE	541	Health Center II	UPMB	2,749,680
247	Kakungube Health Centre	MUBENDE	541	Health Center II	UMMB	2,635,608
248	Kigalama Dispensary	MUBENDE	541	Health Center II	UPMB	2,635,608
249	KITOKOLO HEALTH CENTRE	MUBENDE	541	Health Center II	UPMB	2,635,608
			541 Total			27,154,556
250	St Francis Nagalama hospital	MUKONO	542	Hospital	UCMB	64,361,833
251	MUKONO COU	MUKONO	542	Health Center IV	UPMB	5,204,781
252	KYETUME SDA HEALTH CENTRE	MUKONO	542	Health Center III	UPMB	3,000,164
253	NOAH'S ARK HEALTH CENTRE	MUKONO	542	Health Center III	UPMB	2,735,379
254	BUKERERE HEALTH CENTRE	MUKONO	542	Health Center II	UCMB	2,735,379
255	NAMUYENJE HEALTH CENTRE	MUKONO	542	Health Center II	UPMB	2,735,379
256	KASAWO MISSION HEALTH CENTRE	MUKONO	542	Health Center II	UCMB	2,735,379
257	KATENTE HC	MUKONO	542	Health Center II	UOMB	1,716,374
			542 Total			85,224,667
258	ST MATHIAS AMALER HEALTH CENTR	NAKAPIRIPIRIT	543	Health Center III	UCMB	7,840,310
259	NABULENGER HEALTH CENTRE II	NAKAPIRIPIRIT	543	Health Center II	PRIVATE	6,839,611
260	KARINGA HEALTH CENTRE III	NAKAPIRIPIRIT	543	Health Center II	UCMB	6,339,261
261	NABILATUK MISSION HEALTH II	NAKAPIRIPIRIT	543	Health Center II	UCMB	6,339,261
			543 Total			27,358,443
262	Mayirikiti HCII	NAKASONGOLA	544	Health Center II	UPMB	5,161,520
263	Wampiti HCII	NAKASONGOLA	544	Health Center II	UPMB	5,161,520
264	Our Ladyof LOUDES HCIII	NAKASONGOLA	544	Health Center III	UCMB	5,161,520
			544 Total			15,484,561
265	ST LUKE HOSPITAL DELEGATED FUN	NEBBI	545	Hospital	UCMB	172,857,050
266	GOLI HEALTH CENTRE GRANT	NEBBI	545	Health Center IV	UPMB	8,615,602
267	OUR LADY OF FATIMA ORUSSI HEAL	NEBBI	545	Health Center III	UCMB	7,096,272
268	PADWOT MIDYERE HEALTH CENTRE I	NEBBI	545	Health Center III	UPMB	6,459,427
269	PAKWACH MISSION HEALTH CENTRE	NEBBI	545	Health Center III	UCMB	6,459,427
270	PACHORA HEALTH CENTRE II	NEBBI	545	Health Center II	UPMB	2,912,645
271	NYARIEGI HEALTH CENTRE II	NEBBI	545	Health Center II	UPMB	2,826,895
			545 Total			207,227,319
272	ST LUCIA KAGAMBA	NTUNGAMO	546	Health Center III	UCMB	5,004,433
273	RUSHOOKA HEALTH UNIT 2	NTUNGAMO	546	Health Center II	UCMB	5,004,433
			546 Total			10,008,867
274	Mary Immaculate Health Centre	PADER	547	Health Center II	UCMB	5,228,589
			547 Total			5,228,589
275	PALLISA MISSION DISPENSARY	PALLISA	548	Health Center III	UCMB	4,089,915
276	KAKORO SDAHEALTH CENTRE II	PALLISA	548	Health Center II	UPMB	2,012,048
			548 Total			6,101,964
277	MBUYE DISPENSARY	RAKAI	549	Health Center III	UCMB	3,829,760

Sector Grant and Budget Guidelines FY 2017/18

S/N	HEALTH FACILITY NAME	VOTE NAME	VOTE NO	LEVEL	OWNER SHIP	PNFP HFs Medicine Budget at JMS
278	BIIKIRA HEALTH CENTRE	RAKAI	549	Health Center III	UCMB	3,829,760
279	ST CHARLES KABUWOKO PARISH DIS	RAKAI	549	Health Center II	UCMB	3,829,760
280	STJUDE SSANJE HEALTH CENTRE	RAKAI	549	Health Center II	UCMB	3,829,760
281	BUYAMBA DISP AND MATERNITY UN	RAKAI	549	Health Center III	UCMB	3,829,760
282	BETHLEHEM M DISPENSARY DELIGAT	RAKAI	549	Health Center III	UCMB	3,829,760
283	ST BERNARDS MANNYA HEALTH CENT	RAKAI	549	Health Center III	UCMB	3,829,760
284	KYOTERA MUSLIM HEALTH CENTRE I	RAKAI	549	Health Center III	UMMB	3,829,760
285	STDENIS HEALTH CENTRE KYANGO	RAKAI	549	Health Center III	UCMB	3,829,760
286	NAKASOGA MUSLIM DISPENSARY	RAKAI	549	Health Center II	UMMB	2,551,464
287	NAZARETH DISPENSARY AND MATERN	RAKAI	549	Health Center II	UCMB	2,551,464
288	ST MARTIN DOM KABUWOKO	RAKAI	549	Health Center II	UCMB	2,551,464
289	KAYAYUMBE HEALTH UNIT CENTER	RAKAI	549	Health Center II	UCMB	2,551,464
290	Lwamaggwa HC III	RAKAI	549	Health Center II	UCMB	1,613,996
			549 Total			46,287,692
291	Karoli Lwanga Hospital Nyakibale	RUKUNGIRI	550	Hospital	UCMB	140,517,463
292	Kisiizi Hospital Delegated Fund	RUKUNGIRI	550	Hospital	UPMB	110,270,547
293	North Kigezi HC IV	RUKUNGIRI	550	Health Center IV	UPMB	6,987,029
294	Nyakishenyi HC III	RUKUNGIRI	550	Health Center III	UCMB	4,575,770
295	Nyarushanje HC III	RUKUNGIRI	550	Health Center III	UCMB	4,575,770
296	Rwengiri HC III	RUKUNGIRI	550	Health Center III	UCMB	4,575,770
297	Burombe HC III	RUKUNGIRI	550	Health Center III	UPMB	4,575,770
298	Ndama HC III	RUKUNGIRI	550	Health Center III	UCMB	4,575,770
299	Kibirizi HC III	RUKUNGIRI	550	Health Center III	UCMB	4,575,770
300	Burama HC II	RUKUNGIRI	550	Health Center II	UPMB	4,575,770
301	Rwerere HC II	RUKUNGIRI	550	Health Center III	UPMB	4,575,770
302	Nyakabungo HC II	RUKUNGIRI	550	Health Center II	UPMB	2,133,400
303	Nyakazinga HC II	RUKUNGIRI	550	Health Center II	UPMB	2,133,400
304	Rwakirungura HC II	RUKUNGIRI	550	Health Center II	UPMB	2,133,400
305	Kyamakanda HCII	RUKUNGIRI	550	Health Center II	UPMB	2,133,400
306	Rutoma HC II	RUKUNGIRI	550	Health Center II	UCMB	2,133,400
307	Rwakigaju HC II	RUKUNGIRI	550	Health Center II	UPMB	2,133,400
308	KahokoHC II	RUKUNGIRI	550	Health Center II	UCMB	2,133,400
309	Rwabukoba HC II	RUKUNGIRI	550	Health Center II	UPMB	2,133,400
310	Mitoma HC II	RUKUNGIRI	550	Health Center II	UPMB	2,133,400
311	Katerampungu HC II	RUKUNGIRI	550	Health Center II	UPMB	2,133,400
312	Kyatoko HC II	RUKUNGIRI	550	Health Center II	UPMB	2,133,400
313	Mabanga HC II	RUKUNGIRI	550	Health Center II	UPMB	2,133,400
314	Kitojo HC II	RUKUNGIRI	550	Health Center II	UPMB	2,133,400
315	Masya C.O.U Health Centre II	RUKUNGIRI	550	Health Center II	UPMB	2,133,400
316	Kafunjo Health Centre II	RUKUNGIRI	550	Health Center II	UPMB	2,133,400
317	MASYA HC II	RUKUNGIRI	550	Health Center II	UPMB	987,670
318	Murama Health Centre II	RUKUNGIRI	550	Health Center II	UPMB	987,670
319	Kafunjo HCII	RUKUNGIRI	550	Health Center II	UPMB	986,985
			550 Total			329,344,529
320	ST LUCIEN KATIMBA HCIII	SEMBABULE	551	Health Center III	UCMB	5,601,243
321	NTUUSI DISP R E HCIII	SEMBABULE	551	Health Center III	UCMB	5,601,243
322	ST AGATHA LWEB HCIII	SEMBABULE	551	Health Center III	UCMB	3,601,243
323	LWEBITAKULI HEALTH CENTRE III	SEMBABULE	551	Health Center III	UCMB	3,597,423
			551 Total			18,401,153

Sector Grant and Budget Guidelines FY 2017/18

S/N	HEALTH FACILITY NAME	VOTE NAME	VOTE NO	LEVEL	OWNER SHIP	PNFP HFs Medicine Budget at JMS
324	BuhuguHealth Centre	SIRONKO	552	Health Center III	UPMB	3,814,906
			552 Total			3,814,906
325	Katine Catholic Health Centre	SOROTI	553	Health Center II	UCMB	3,912,698
326	Madera Catholic Health Centre	SOROTI	553	Health Center II	UCMB	2,299,062
327	St Peters COU Dispensary	SOROTI	553	Health Center II	UPMB	2,299,062
			553 Total			8,510,821
328	St anthony hospital	TORORO	554	Hospital	UCMB	119,324,071
329	BENEDICTINE EYE HOSPITAL	TORORO	554	Health Center IV	UCMB	29,163,625
330	Mifumi HC III	TORORO	554	Health Center III	CBO	4,878,616
331	St John's Kayoro HC II	TORORO	554	Health Center II	CBO	2,176,533
			554 Total			155,542,845
332	Kisubi Hospital delegated fund	WAKISO	555	Hospital	UCMB	54,124,062
333	Saidina Abubakar Islamic Hospi	WAKISO	555	Hospital	UMMB	36,396,519
334	ST LUKE HEALTH CENTRE	WAKISO	555	Health Center II	UPMB	4,913,385
335	Mirembe Health Centre	WAKISO	555	Health Center III	UPMB	4,400,185
336	Nampungwe Health Centre	WAKISO	555	Health Center III	UPMB	4,091,315
337	Buyege Health centre	WAKISO	555	Health Center II	UCMB	4,091,315
338	Taqwa Health Centre	WAKISO	555	Health Center III	UMMB	4,091,315
339	St Ulrika Health centre 3	WAKISO	555	Health Center III	UCMB	4,091,315
340	SOS Medical centre PHC	WAKISO	555	Health Center II	UMMB	1,637,795
341	Bbira Dispensary Management Co	WAKISO	555	Health Center II	UPMB	1,637,795
342	St Magdalene Health Centre	WAKISO	555	Health Center II	UCMB	1,637,795
343	Muzinda Katereke Primary Heal	WAKISO	555	Health Center III	UCMB	1,637,795
			555 Total			122,750,593
344	LODONGA HEALTH CENTRE	YUMBE	556	Health Center III	UCMB	8,032,987
345	KEI HEALTH CENTRE PHC COND GRA	YUMBE	556	Health Center III	UPMB	8,032,987
346	ALNOOR HC III	YUMBE	556	Health Center II	UMMB	3,888,154
			556 Total			19,954,129
347	OUR LADY OF LOURDES, MULAGI HEALTH	BUTALEJA	557	Health Center III	UCMB	7,424,947
348	Kachonga HC III	BUTALEJA	557	Health Center III	UCMB	1,914,633
			557 Total			9,339,580
349	IBANDA HOSPITAL	IBANDA	558	Hospital	UCMB	99,989,855
			558 Total			99,989,855
350	KADEPO MISSION SUB DISPENSARY	KAABONG	559	Health Center II	UCMB	3,915,323
351	LOTIM COMM. CLINIC C.O.U	KAABONG	559	Health Center II	UPMB	3,915,323
			559 Total			7,830,645
352	KAKOMA HEALTH CENTRE III	ISINGIRO	560	Health Center III	UCMB	4,147,999
353	KYABIRUKWA HEALTH UNIT	ISINGIRO	560	Health Center III	UCMB	4,147,999
354	ST LUKE KISYORO HEALTH UINIT	ISINGIRO	560	Health Center II	UPMB	2,765,169
355	BUHUNGIRO HEALTH CENTRE II	ISINGIRO	560	Health Center II	UCMB	2,765,169
356	KABUYANDA HEALTH CENTRE	ISINGIRO	560	Health Center II	UCMB	2,765,169
			560 Total			16,591,507
357	NABIGWALI HEALTH UNIT	KALIRO	561	Health Center II	UPMB	5,845,009
358	ST. FRANCIS BUDINI HEALTH CENTRE	KALIRO	561	Health Center III	UCMB	3,746,373
359	KALIRO Flep Health Centre II	KALIRO	561	Health Center II	UPMB	2,133,892
360	BUYUGE HEALTH UNIT	KALIRO	561	Health Center II	UPMB	2,133,892

Sector Grant and Budget Guidelines FY 2017/18

S/N	HEALTH FACILITY NAME	VOTE NAME	VOTE NO	LEVEL	OWNER SHIP	PNFP HFs Medicine Budget at JMS
361	NAWAIKOKE Health Centre II	KALIRO	561	Health Center II	UPMB	2,133,892
			561 Total			15,993,059
362	ST MARY'S HC III KYEIBUZA	KIRUHURA	562	Health Center III	UCMB	9,060,179
			562 Total			9,060,179
363	Amai Hospital	AMOLATOR	564	Hospital	UPMB	76,277,120
364	Community health centre alemer	AMOLATOR	564	Health Center II	CBO	2,500,000
			564 Total			78,777,120
365	ST CLARE ORUNGO HEALTH CENTRE	AMURIA	565	Health Center III	UCMB	8,688,798
366	ST MICHAEL HEALTH CARE FOUNDATION	AMURIA	565	Health Center III	UCMB	6,935,603
367	ST FRANCIS DISPENSARY ACUMET	AMURIA	565	Health Center III	UCMB	6,644,375
368	AMUCU HEALTH CENTRE III	AMURIA	565	Health Center III	UCMB	6,644,375
369	AMURIA CoU HC II	AMURIA	565	Health Center II	UPMB	4,088,846
370	ABEKO HEALTH CENTRE 2 PHC	AMURIA	565	Health Center II	UPMB	817,769
			565 Total			33,819,765
371	Magale HCIV	MANAFWA	566	Health Center IV	UCMB	9,018,225
372	Butiru Chrisco HCIII	MANAFWA	566	Health Center III	UPMB	5,331,948
373	Magale St Elizabeth	MANAFWA	566	Health Center II	UCMB	4,349,751
374	BUBULO WALANGA COU DISP	MANAFWA	566	Health Center II	UPMB	1,739,899
375	Bupoto COU	MANAFWA	566	Health Center II	UPMB	1,543,459
376	Butiru Holy Family	MANAFWA	566	Health Center II	UCMB	1,543,459
377	BUWASUNGUYI HCII	MANAFWA	566	Health Center II	UPMB	1,543,459
			566 Total			25,070,199
378	BUKWOHEALTHCENTRE	BUKWO	567	Health Center IV	UCMB	4,639,890
			567 Total			4,639,890
379	Lulagala HC III	MITYANA	568	Health Center III	UPMB	4,174,267
380	Namutamba HC III	MITYANA	568	Health Center III	UPMB	4,174,267
381	ArchBishop Kiwanuka DHSP	MITYANA	568	Health Center III	UCMB	4,174,267
382	UMSC Mityana Health Centre	MITYANA	568	Health Center III	UMMB	4,174,267
383	ST. PADREPIO HC III/GOVERN	MITYANA	568	Health Center III	UCMB	4,174,267
384	Kambaala HC III	MITYANA	568	Health Center III	UCMB	4,174,267
385	Cardinal Nsubuga Memorial HC I	MITYANA	568	Health Center III	UCMB	4,174,267
386	St Noa Buyambi HC II	MITYANA	568	Health Center III	UCMB	2,782,842
387	Bukalammuli Health Centre	MITYANA	568	Health Center III	UCMB	2,782,842
388	Holy Family Nalugi HC II	MITYANA	568	Health Center II	UCMB	2,782,842
			568 Total			37,568,392
389	Kiwoko Hospital	NAKASEKE	569	Hospital	UPMB	73,614,148
390	Namusale HC II	NAKASEKE	569	Health Center II	UPMB	957,428
391	Kabogwe HCII	NAKASEKE	569	Health Center II	UCMB	957,428
392	Kirema HCIII	NAKASEKE	569	Health Center III	UPMB	957,428
393	St John's Bukatira HCII	NAKASEKE	569	Health Center II	UPMB	957,428
394	Lusanja HC II	NAKASEKE	569	Health Center II	UCMB	957,428
			569 Total			78,401,289
395	AmuruHealth Centre III	AMURU	570	Health Center III	UCMB	8,551,129
396	Pabbo Health Centre III	AMURU	570	Health Center III	UCMB	8,551,129
397	Keyo Health Centre II	AMURU	570	Health Center II	UPMB	4,275,565
			570 Total			21,377,824
398	NAMENGOHEALTH CENTRE III	BUDAKA	571	Health Center III	UCMB	8,548,545
			571			8,548,545

Sector Grant and Budget Guidelines FY 2017/18

S/N	HEALTH FACILITY NAME	VOTE NAME	VOTE NO	LEVEL	OWNER SHIP	PNFP HFs Medicine Budget at JMS
			Total			
399	Aber hospital Operations	OYAM	572	Hospital	UCMB	173,521,000
400	Minakulu Health Centre III	OYAM	572	Health Center III	UCMB	7,037,531
			572 Total			180,558,531
401	MORULEM PNFP HOSPITAL	ABIM	573	Health Center III	UCMB	42,453,141
402	KANU PNFP HOSPITAL	ABIM	573	Health Center II	UPMB	13,503,705
			573 Total			55,956,846
403	IVUKULA HC II	NAMUTUMBA	574	Health Center II	UPMB	1,927,742
404	NAWAMPANDU HC II	NAMUTUMBA	574	Health Center II	UPMB	1,927,742
405	NAMALEMBA HC II	NAMUTUMBA	574	Health Center II	UPMB	1,927,742
406	KIGALAMA HC II	NAMUTUMBA	574	Health Center II	UPMB	1,927,742
407	MPULIRA HC II	NAMUTUMBA	574	Health Center II	UPMB	1,927,742
408	NAWAIKONA HC II	NAMUTUMBA	574	Health Center III	UPMB	1,927,742
			574 Total			11,566,453
409	Amuda HC II (UMCB HC)	DOKOLO	575	Health Center II	UCMB	7,584,000
			575 Total			7,584,000
410	Maracha Hospital Delegated	MARACHA	577	Hospital	UCMB	138,101,485
411	YIVU ABEA HEALTH CENTER GENERAL FU	MARACHA	577	Health Center II	UPMB	12,953,665
			577 Total			151,055,149
412	KACHUMBALA MISSION DISPENSARY	BUKEDEA	578	Health Center II	UCMB	6,345,082
413	BUKEDEA MISSION HC II	BUKEDEA	578	Health Center II	UCMB	6,345,082
			578 Total			12,690,163
414	Namaitso COUHealth Centre II	BUDUDA	579	Health Center II	UPMB	1,594,498
415	Bukigai SDA Health Centre II	BUDUDA	579	Health Center II	UPMB	1,594,498
			579 Total			3,188,996
416	LYANTONDE MUSLIM HEALTH CENTRE	LYANTONDE	580	Health Center III	UMMB	5,731,122
417	ST ELIZABETH KIJJUKIZO DISPENSARY	LYANTONDE	580	Health Center III	UCMB	3,791,939
			580 Total			9,523,061
418	AMUDAT HOSP DELEG FUND	AMUDAT	581	Hospital	UPMB	100,841,584
			581 Total			100,841,584
419	Nkokonjeru hospital delegated	BUIKWE	582	Hospital	UCMB	62,086,388
420	Nyenga hospital delegated fund	BUIKWE	582	Hospital	UCMB	61,476,287
421	St Charles Lwanga hospital	BUIKWE	582	Hospital	UCMB	21,955,817
422	Makonge health centre III	BUIKWE	582	Health Center III	UPMB	4,897,060
423	Kavule Dispensary	BUIKWE	582	Health Center II	UCMB	3,261,988
424	Kisimba Muslim	BUIKWE	582	Health Center II	UMMB	3,261,988
			582 Total			156,939,528
425	WESUNIRE HEALTH CENTRE	BUYENDE	583	Health Center III	UCMB	5,790,673
426	Kigingi COU Project	BUYENDE	583	Health Center III	UPMB	5,790,673
427	ST. MATIA MULUMBA IRUNDU HC	BUYENDE	583	Health Center III	UCMB	5,700,263
428	NAMULIKYA HEALTH UNIT	BUYENDE	583	Health Center II	UPMB	4,386,923
429	WESUNIRE FLEP BUSOGA HEALTH CENTRE	BUYENDE	583	Health Center II	UCMB	2,193,461
430	Buyanja SDA Dispensary	BUYENDE	583	Health Center III	UPMB	2,193,461

Sector Grant and Budget Guidelines FY 2017/18

S/N	HEALTH FACILITY NAME	VOTE NAME	VOTE NO	LEVEL	OWNER SHIP	PNFP HFs Medicine Budget at JMS
			583 Total			26,055,455
431	ST THEREZA WEKOMIRE	KYEGEGWA	584	Health Center III	UCMB	5,816,396
			584 Total			5,816,396
432	ST PETER AND PAUL HC III	LAMWO	585	Health Center III	UCMB	7,157,473
			585 Total			7,157,473
433	ALIWANG HEALTH CENTRE III	OTUKE	586	Health Center III	UCMB	8,925,386
			586 Total			8,925,386
434	Nyapea Hospital Delegated Fund	ZOMBO	587	Hospital	UCMB	117,862,382
435	ZUMBO HEALTH CENTRE III	ZOMBO	587	Health Center III	UPMB	7,943,778
436	AGIERMACH HEALTH CENTRE III	ZOMBO	587	Health Center III	UCMB	7,943,778
437	PAKADHA HEALTH CENTRE III	ZOMBO	587	Health Center III	CBO	5,000,000
438	WARR ISLAMIC HEALTH CENTRE III	ZOMBO	587	Health Center II	UMMB	5,347,580
			587 Total			144,097,519
439	ABAKO ELIM HC II	ALEBTONG	588	Health Center II	UPMB	5,513,475
440	ALOI ONGOM	ALEBTONG	588	Health Center III	UCMB	4,070,062
441	ALANYI DISPENSARY	ALEBTONG	588	Health Center III	UCMB	2,362,919
			588 Total			11,946,456
442	TUNYI DISPENSARY	BULAMBULI	589	Health Center II	UCMB	1,524,454
			589 Total			1,524,454
443	LINGIRA YOUTH WITH A MISSION	BUVUMA	590	Health Center II	UPMB	3,561,594
			590 Total			3,561,594
444	Bukalagi Health Centre.	GOMBA	591	Health Center III	UCMB	4,301,639
			591 Total			4,301,639
445	KATULIKIRE HEALTH CENTRE	KIRYANDONGO	592	Health Center III	UCMB	5,373,968
446	ST MARY'SKIGUMBA HEALTH CEN	KIRYANDONGO	592	Health Center III	UCMB	5,373,968
447	ST THADDEUS KARUNGU HEALTH CE	KIRYANDONGO	592	Health Center III	UCMB	5,373,968
			592 Total			16,121,905
448	NAWANSEGA Health CentreIII	LUUKA	593	Health Center III	UPMB	4,235,691
449	MAWUNDO Health Centre III	LUUKA	593	Health Center III	UPMB	4,235,691
450	Nawanyago Health Centre II	LUUKA	593	Health Center II	UPMB	2,798,943
451	BUSALAMU Health Centre II	LUUKA	593	Health Center II	UPMB	2,798,943
452	BUTTERMAN OUTREACH CENTRE HEALTH	LUUKA	593	Health Center II	UPMB	2,798,943
			593 Total			16,868,212
453	ST MATIA MULUMBA HU BUSWALE	NAMAYINGO	594	Health Center II	UCMB	3,129,182
454	BUSIRO CHURCH OF GOD	NAMAYINGO	594	Health Center III	UPMB	3,129,182
			594 Total			6,258,364
455	STELLA MARIS NTOROKO HEALTH UNIT	NTOROKO	595	Health Center II	UCMB	4,876,707
			595 Total			4,876,707
456	KIDETOK MISSION HC III	SERERE	596	Health Center III	UCMB	4,076,546
457	KYERE MISSION HC III	SERERE	596	Health Center III	UCMB	4,076,546
458	MIRIA HC II	SERERE	596	Health Center II	UPMB	2,038,272
459	KATETA C.O.U HEALTH CENTRE	SERERE	596	Health Center II	UPMB	2,038,272

S/N	HEALTH FACILITY NAME	VOTE NAME	VOTE NO	LEVEL	OWNER SHIP	PNFP HFs Medicine Budget at JMS
			596 Total			12,229,635
460	St Balikudembe DMU	KYANKWANZI	597	Health Center II	UCMB	5,271,889
461	Bukwiri COU Dispensary	KYANKWANZI	597	Health Center II	UPMB	3,116,779
462	Masodde Social Service	KYANKWANZI	597	Health Center II	UPMB	3,116,779
463	StTheresa Health Centre II Nd	KYANKWANZI	597	Health Center II	UCMB	3,116,779
			597 Total			14,622,227
464	VILLA MARIA HOSPITAL	KALUNGU	598	Hospital	UCMB	93,493,397
465	KALUNGI NURSES TRAINING SCHOOL	KALUNGU	598	Health Center II	UCMB	11,478,521
466	KYAMULIBWA HEALTH CENTRE IV	KALUNGU	598	Health Center IV	UCMB	5,065,095
467	KALUNGI HEALTH CENTRE III	KALUNGU	598	Health Center III	UPMB	3,759,701
468	KABUNGO HEALTH CENTRE III	KALUNGU	598	Health Center III	UPMB	3,759,701
469	WELLSPRING CHILDREN MEDICAL CEN	KALUNGU	598	Health Center II	UPMB	3,759,701
470	KABUKUNGE MUSLIM HEALTH CENTRE	KALUNGU	598	Health Center II	UMMB	2,759,701
471	ST MONOCA BIRONGO HEALTH CENTR	KALUNGU	598	Health Center III	UCMB	2,532,548
472	BWANDA HEALTH CENTRE EYECARE	KALUNGU	598	Health Center II	UCMB	2,532,548
			598 Total			129,140,914
473	KitooroLuyembe HC	LWENGO	599	Health Center II	UPMB	4,086,213
474	Mbirizi HC Training Sch	LWENGO	599	Health Center II	UCMB	4,082,008
475	St Francis Mbirizi HC	LWENGO	599	Health Center III	UCMB	3,882,229
476	Nkoni HC	LWENGO	599	Health Center III	UCMB	3,754,731
477	Kyamaganda HC	LWENGO	599	Health Center III	UCMB	3,754,731
478	Kimwanyi cou	LWENGO	599	Health Center II	UPMB	3,754,731
479	Makondo HC	LWENGO	599	Health Center II	UCMB	3,182,047
480	Munatham HC	LWENGO	599	Health Center II	UMMB	2,476,623
			599 Total			28,973,312
481	KITAASA HCIII	BUKOMANSIMBI	600	Health Center III	UCMB	2,676,826
482	KAWOKO HCIII	BUKOMANSIMBI	600	Health Center III	UMMB	2,676,826
483	LUYITAYITA HCIII	BUKOMANSIMBI	600	Health Center III	UPMB	2,676,826
484	BUYOGA HEALTH CENTRE PHC	BUKOMANSIMBI	600	Health Center III	UCMB	2,676,826
485	KABIGI HCIII	BUKOMANSIMBI	600	Health Center III	UMMB	2,676,826
486	MAKUKUULU HEALTH CENTRE PHC	BUKOMANSIMBI	600	Health Center III	UCMB	2,676,826
			600 Total			16,060,953
487	Nyakatsiro Health Centre III	MITOOMA	601	Health Center III	UCMB	2,175,715
488	Rurama Health Centre II	MITOOMA	601	Health Center II	UPMB	2,175,715
489	PHC Bubangizi Health Centre II	MITOOMA	601	Health Center III	UCMB	2,175,715
490	Nyakizinga Health Centre II	MITOOMA	601	Health Center II	UCMB	2,175,715
			601 Total			8,702,859
491	RUTOTO DISPENSARY PHC	RUBIRIZI	602	Health Center II	UPMB	2,930,625
492	RUGAZI MISSIONDISPENSARY	RUBIRIZI	602	Health Center II	UCMB	2,930,625
			602 Total			5,861,250
493	Ngora Hospital Delegated	NGORA	603	Hospital	UPMB	187,352,979
494	Ngora Hospital school of EnC	NGORA	603	Hospital	UPMB	37,513,167
495	St Anthony NGO Health Center I	NGORA	603	Health Center II	UCMB	3,517,761
			603 Total			228,383,907
496	ST KIZITO MATANY HOSPITAL	NAPAK	604	Hospital	UCMB	293,200,372
497	KANGOLE HC III	NAPAK	604	Health Center III	UCMB	10,445,187

Sector Grant and Budget Guidelines FY 2017/18

S/N	HEALTH FACILITY NAME	VOTE NAME	VOTE NO	LEVEL	OWNER SHIP	PNFP HFs Medicine Budget at JMS
			604 Total			303,645,558
498	ST ANDREW HC 11	NWOYA	606	Health Center II	UPMB	5,112,202
499	GOOD SHEPHERD HC 11	NWOYA	606	Health Center II	UPMB	5,112,202
500	WII ANAKA CU COM HC 11	NWOYA	606	Health Center II	UPMB	5,112,202
			606 Total			15,336,606
501	Aboke Mission HC II	KOLE	607	Health Center II	UCMB	4,962,214
			607 Total			4,962,214
502	Kibibi Nursing Home	BUTAMBALA	608	Health Center III	UMMB	2,897,732
503	Bugobango Dispensary	BUTAMBALA	608	Health Center II	UPMB	2,151,316
504	Kiddawalime Nursing Home	BUTAMBALA	608	Health Center II	UMMB	2,151,316
505	Bulo HCIII	BUTAMBALA	608	Health Center III	UCMB	1,678,686
			608 Total			8,879,050
506	NYAKASHOGA HEALTHCENTRE II	SHEEMA	609	Health Center II	UCMB	1,395,637
507	ST CLARET HEALTH CENTRE II	SHEEMA	609	Health Center II	UCMB	1,395,637
508	NYAMABAARE HEALTH CENTRE II	SHEEMA	609	Health Center II	UPMB	1,395,637
			609 Total			4,186,912
509	Butare Health Centre	BUHWEJU	610	Health Center III	UCMB	6,358,113
510	Kikamba HCII	BUHWEJU	610	Health Center II	UPMB	3,179,057
			610 Total			9,537,170
511	Dr Ambrosoli Memorial Hospital	AGAGO	611	Hospital	UCMB	275,424,533
			611 Total			275,424,533
512	Likil HC II	KWEEN	612	Health Center II	UCMB	1,574,386
513	Kabelyo HC II	KWEEN	612	Health Center II	UPMB	1,574,386
514	Kongta HC II	KWEEN	612	Health Center II	UPMB	1,574,386
			612 Total			4,723,157
515	MUGALIKE HC III	KAGADI	613	Health Center III	UCMB	5,474,210
516	BANYATEREZA SIST KINYARU	KAGADI	613	Health Center III	UCMB	5,474,210
517	KAHUNDE SUBDISPENSARY II	KAGADI	613	Health Center II	UCMB	2,919,579
			613 Total			13,868,000
518	ST MARYS HC III KAKINDO	KAKUMIRO	614	Health Center III	UCMB	3,702,404
519	MPASAANA HC II	KAKUMIRO	614	Health Center II	UCMB	1,974,616
520	NCWANGA HC II	KAKUMIRO	614	Health Center II	UPMB	1,974,616
521	BETANIA H C II	KAKUMIRO	614	Health Center III	CBO	1,974,616
522	BUKUMI HC II	KAKUMIRO	614	Health Center II	UCMB	1,974,616
			614 Total			11,600,866
523	STJOSEPH MINAKULU HEALTH CENTE	OMORO	615	Health Center II	UCMB	6,729,199
524	OPIT HEALTH CENTER II	OMORO	615	Health Center II	UCMB	10,093,799
			615 Total			16,822,998
525	Muko Parish III	Rubanda	616	Health Center III	UCMB	9,033,511
526	Rubanda PHC III	Rubanda	616	Health Center III	UCMB	7,728,753
527	Kakore HC II	Rubanda	616	Health Center II	UCMB	5,221,164
528	Hakishenyi HC II	Rubanda	616	Health Center II	UCMB	5,221,164
529	Kishanje HC II	Rubanda	616	Health Center II	UCMB	3,916,407
530	Ruhija HC II	Rubanda	616	Health Center II	UPMB	3,916,407
531	Kyenyi HC II	Rubanda	616	Health Center II	UPMB	3,916,407
			616			38,953,813

Sector Grant and Budget Guidelines FY 2017/18

S/N	HEALTH FACILITY NAME	VOTE NAME	VOTE NO	LEVEL	OWNER SHIP	PNFP HFs Medicine Budget at JMS
			Total			
532	MASJID NOOR HEALTH CENTRE	ARUA MC	751	Health Center III	UMMB	4,341,790
			751 Total			4,341,790
533	Jinja Kalori St Charles Lwanga	NANSANA MC	779	Health Center II	UCMB	1,713,120
			779 Total			1,713,120
534	Zia Angelina Health Centre	KIRA MC	781	Health Center III	UCMB	6,051,869
535	Kireka SDA Dispensary	KIRA MC	781	Health Center II	UPMB	6,051,869
536	Bweyogerere Health Centre UMMB	KIRA MC	781	Health Center II	UMMB	6,051,869
537	Wellspring Health Centre	KIRA MC	781	Health Center II	UPMB	2,422,625
			781 Total			20,578,230
538	St Luke's Health Centre	MITYANA MC	783	Health Center III	UCMB	3,731,062
539	Maama Norah HC II	MITYANA MC	783	Health Center II	UPMB	2,487,372
540	St Jude Naama HC II	MITYANA MC	783	Health Center III	UCMB	2,487,372
			783 Total			8,705,806
541	Church of Uganda Dispensary	KITGUM MC	784	Health Center II	UPMB	10,940,206
			784 Total			10,940,206
542	KOBOKO MISSION HEALTH CENTRE	KOBOKO MC	785	Health Center III	UCMB	8,602,819
			785 Total			8,602,819
543	Lugazi Mission HC	LUGAZI MC	788	Health Center II	UPMB	5,454,167
544	Lugazi Muslim	LUGAZI MC	788	Health Center II	UMMB	5,454,167
			788 Total			10,908,335
545	KAMULI VSC PHC CLINIC	KAMULI MC	789	Health Center II	UPMB	9,682,998
			789 Total			9,682,998
546	IBANDA MISSION	IBANDA MC	791	Health Center III	UPMB	696,485
			791 Total			696,485
547	St Francis health care Njeru	NJERU MC	792	Health Center III	UCMB	2,870,740
548	Bukaya health centre	NJERU MC	792	Health Center II	UPMB	1,912,233
			792 Total			4,782,973
549	KIHUNDA HEALTH CENTRE III	SHEEMA MC	796	Health Center II	UPMB	3,243,894
550	MUSHANGAHEALTH CENTREIII	SHEEMA MC	796	Health Center III	UCMB	2,157,102
			796 Total			5,400,996
			Grand Total			7,404,262,635

Annex X: Project Quarterly Implementation Reporting Format

Ministry of Health: Project/Program Reporting Template															
1	Project Name														Project End Date
	Project Description (including Linkage to NDP & HSDP)														
	Districts of Operation														
	Funding Agency														
	Annual Budgets (Financial Year)	FY _____			FY _____			FY _____						FY _____	Total Project Budget
	Total Project Budget (Donnor)														
	Total Project Budget (GoU)														
	Total Project Disbursement (Donnor)														
	Total Project Disbursement (GoU)														
	Total Project Expenditure (Donnor)														
	Total Project Expenditure (GoU)														
	Total Project Expenditure (GoU)														
	Executive Summary (key points from other sections of the reports including accomplishments, challenges and plans for next qtr):														

Ministry of Health: Project/Program Reporting Template																	
2 Quarterly Project Status																	
Reporting Period				Start date	End date												
Project Output Performance								Project Financial Performance									
Objective	Project/Program Output Description	Output Indicator	Output Target	Actual	% of Outputs delivered	Variance	Explanation	Total	Quarter Budget				Quarter Expenses	% Budget Perf	Variance	Explanation	

Ministry of Health: Project/Program Reporting Template																		
3	Cumulative/Overall Project Status																	
	Project Start Date					Project End Date												
	Project Output Performance									Project Financial Performance								
	Objective	Project /Program Output Description	Output Indicator	Target to date	Actual to date	% of Outputs delivered	Variance	Explanation		Budget to Date		Releases to date		Expenses to date		% Budget Perf	Variance	Explanation
										Donor	GoU	Donor	GoU	Donor	GoU			
									Total									
	List of Contracts (if any Signed)																	
	List of outstanding (if any) certificates																	

Ministry of Health: Project/Program Reporting Template													
4	Plan for the following quarter												
	Start date		End date										
	Objective	Project/ Program Output Description	Output Indicator	Target	Budget								
	Monthly Foreign Exchange Requirements (for the quarter) NB Specify the Forex e.g USD, EURO etc												
	Activity/Contractor	Month_____		Month_____		Month_____							
		Forex	GoU	Forex	GoU	Forex	GoU						
	Signed												
	Signature					
	Name												
	Contacts: Email & Tel.												
		Project Coordinator			Financial Controller			Accounting Officer					

Annex XI: Outputs and Indicators**Vote Function: 0881 Primary Health Centre and Sanitation Services**

Output: 088101 Public Health Promotion

Output: 088104 Medical Supplies for Health Facilities

Indicator: Number of health facilities reporting no stock out of the 6 tracer drugs.

Indicator: Value of essential medicines and health supplies delivered to health facilities by NMS

Indicator: Value of health supplies and medicines delivered to health facilities by NMS

Output: 088106 Promotion of Sanitation and Hygiene

Output: 088153 NGO Basic Healthcare Services (LLS)

Indicator: Number of children immunized with Pentavalent vaccine in the NGO Basic health facilities

Indicator: No. and proportion of deliveries conducted in the NGO Basic health facilities

Indicator: Number of outpatients that visited the NGO Basic health facilities

Indicator: Number of inpatients that visited the NGO Basic health facilities

Output: 088154 Basic Healthcare Services (HCIV-HCII-LLS)

Indicator: Number of trained health workers in HCs

Indicator: No. of trained health related training sessions held.

Indicator: Number of outpatients that visited the Govt. health facilities.

Indicator: Number of inpatients that visited the Govt. health facilities.

Indicator: No. and proportion of deliveries conducted in the Govt. health facilities

Indicator: %age of approved posts filled with qualified health workers

Indicator: %of Villages with functional (existing, trained, and reporting quarterly) VHTs.

Indicator: No. of children immunized with Pentavalent vaccine

Output: 088155 Standard Pit Latrine Construction (LLS.)

Indicator: No. of new standard pit latrines constructed in a village

Indicator: No. of villages which have been declared Open Defecation Free(ODF)

Output: 088156 Hand Washing facility installation(LLS.)

Indicator: No of standard hand washing facilities (tippy tap) installed next to the pit latrines

Output: 088159 Multi sectoral Transfers to Lower Local Governments

Output: 088175 Other Service Delivery Capital Investment

Output: 088180 Healthcentre construction and rehabilitation

Indicator: No of healthcentres constructed

Indicator: No of healthcentres rehabilitated

Output: 088181 Staff houses construction and rehabilitation

Indicator: No of staff houses constructed

Indicator: No of staff houses rehabilitated

Output: 088182 Maternity ward construction and rehabilitation

Indicator: No of maternity wards constructed

Indicator: No of maternity wards rehabilitated

Output: 088183 OPD and other ward construction and rehabilitation

Indicator: No of OPD and other wards constructed

Indicator: No of OPD and other wards rehabilitated

Output: 088184 Theatre construction and rehabilitation

Indicator: No of theatres constructed

Indicator: No of theatres rehabilitated

Output: 088185 Specialist health equipment and machinery

Indicator: Value of medical equipment procured

Vote Function: 0882 District Hospital Services

Output: 088251 District Hospital Services (LLS.)

Output: 088275 Other Service Delivery Capital Investment

Output: 088280 Hospital construction and rehabilitation

Output: 088281 Staff houses construction and rehabilitation

Output: 088282 Maternity ward construction and rehabilitation

Output: 088283 OPD and other ward construction and rehabilitation

Output: 088284 Theatre construction and rehabilitation

Output: 088285 Specialist health equipment and machinery

Vote Function: 0883 Health Management and Supervision

Output: 088301 Healthcare Management Services

Output: 088302 Healthcare Services Monitoring and Inspection

Output: 088303 Sector Capacity Development

Output: 088372 Administrative Capital Investment