



Ministry of Health Uganda

Weekly Epidemiological Bulletin

Epidemiological Week 50

12th – 18th December, 2016

Highlights of the Week

- ☞ Measles outbreaks still ongoing in Kamuli and Masaka districts
- ☞ Cholera outbreak ongoing in Namayingo district
- ☞ Red eyes outbreak ongoing in Gulu prison

Table 1: Summary table of the priority disease and events in Week 50, 2016

Indicator	Week 50 2015	Week 49 2016	Week 50 2016
% of Districts reporting (n=116)	100	100	100
% of Health facilities reporting	68	76.2	80.4
Priority diseases	Cases (deaths)	Cases (deaths)	Cases (deaths)
AFP	4(0)	3(0)	10(0)
Animal bites	288(0)	281(1)	304(1)
Cholera	39(1)	4(0)	11(0)
Dysentery	805(0)	958(1)	825(0)
Guinea Worm	1(0)	0(0)	0(0)
Malaria	128113(36)	204725(42)	194501(28)
Measles	101(0)	52(0)	41(0)
Bacterial Meningitis	4(2)	2(0)	3(0)
NNT	1(1)	2(1)	1(0)
Plague	0(0)	0(0)	0(0)
Typhoid	1439(0)	1889(1)	1661(0)
MDR TB	5(0)	13(1)	14(0)
Human Influenza samples (lab confirmed/Samples tested)	-	-	-

Completeness of Reporting

The proportion of health facilities that reported during week 50 was 80.4% reflecting a 18.2% increase in reporting rate in comparison to the same week in 2015. Only 16.4% (19/116) districts had 100% of their health facilities reporting and 53.4% (62/116) of the districts achieved the national target of 80%. Only two districts; Kampala and Hoima had $\leq 40\%$ of their health facilities reporting this week. The district level performances in Week 50 have been presented in the figures below;

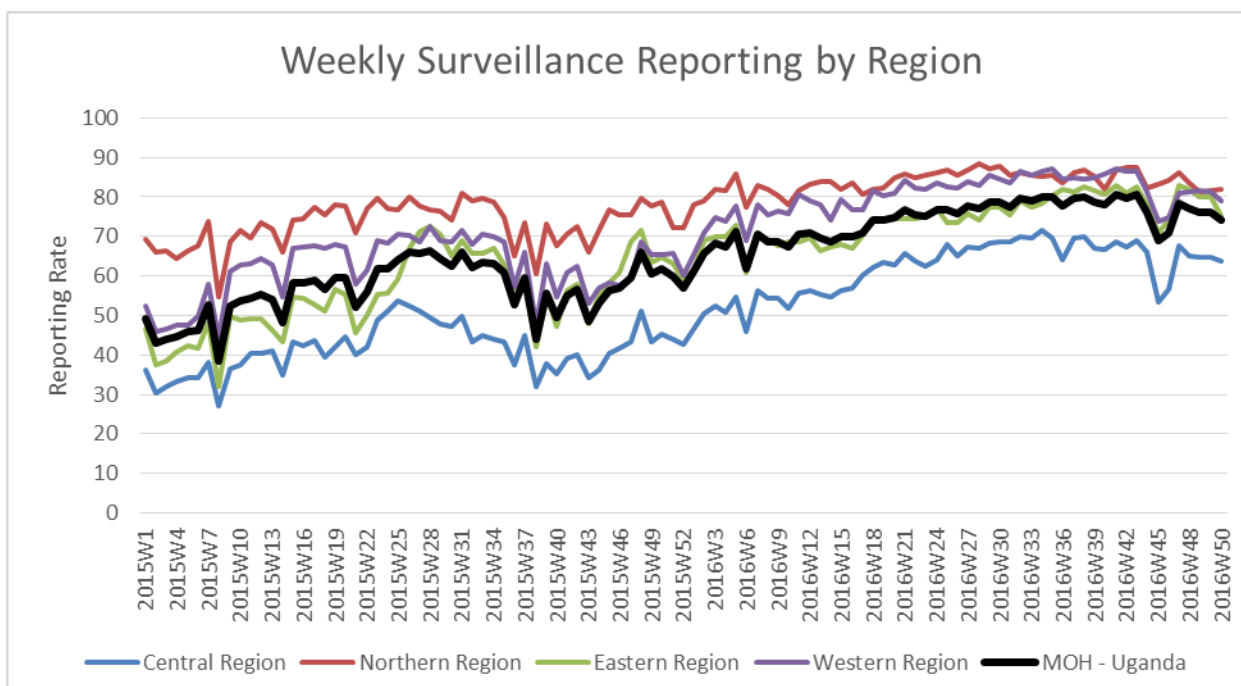


Figure 1: Figure showing weekly surveillance reporting rates by region in Week 50, 2016

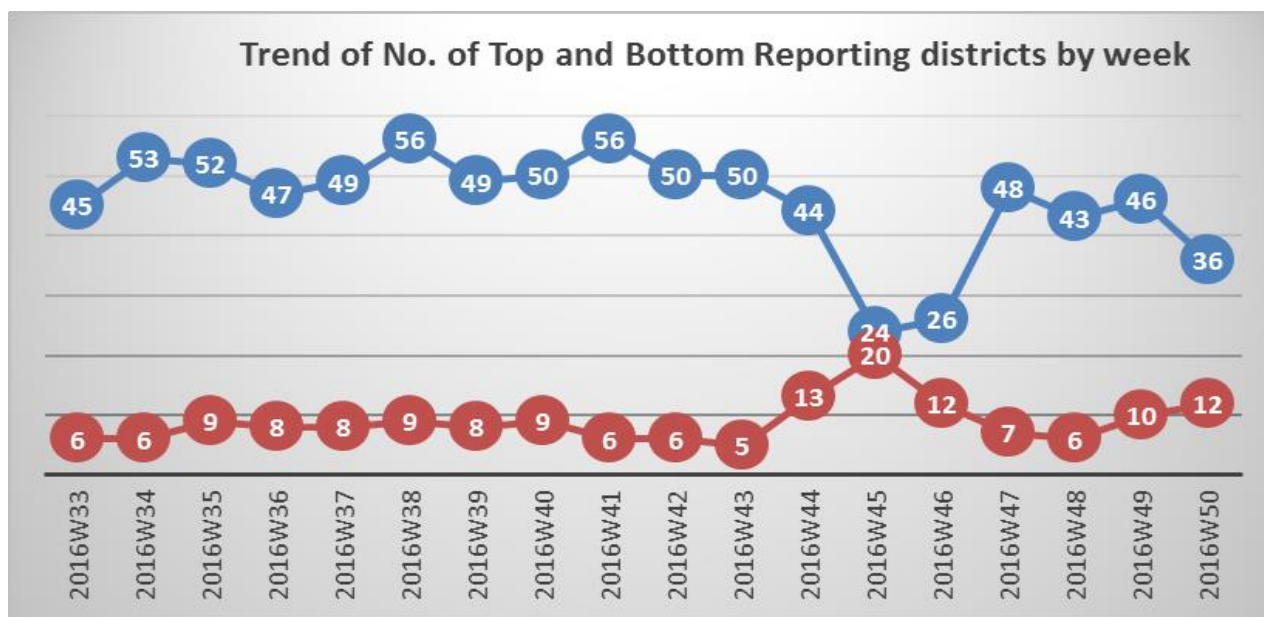


Figure 2: Figure showing trend of top and bottom reporting in Week 50, 2016

Disease outbreaks

Cholera: A total of eleven (11) suspected Cholera cases were reported from Namayingo district during Week 50, with no Cholera related death.

Malaria: A total of 194,501 cases of Malaria with 28 deaths were reported in Week 50 (CFR 0.02%). The malaria cases reported this week represent a 5% decrease in comparison to the previous week, and a 51.8% increase in comparison to the same week in 2015.

Measles: In Week 50 of 2016, a total of 41 suspected cases of Measles were reported from 21 districts with no measles related death. Nationally, the annualized rate (Non measles febrile rash illness rate) of 4.26 suspected measles investigated per 100,000 population has been attained way above the minimum required rate of 2/100,000 population. 106/112 districts have investigated at least one suspected measles case making it 94.64% while 6 out of 112 (5.36%) districts are still silent. The proportion of cases with measles positive IgM is 9. 43/90 districts reporting measles cases have had at least one positive IgM case.

Typhoid fever: In Week 50 of 2016, 1661 cases of suspected Typhoid fever was reported from 91 districts with 64.8% (59/91) of these districts being above the threshold of 5 cases. No Typhoid related deaths were reported this week. Kyankwanzi, Bushenyi and Lyantonde districts reported the highest typhoid attack rates in this period.

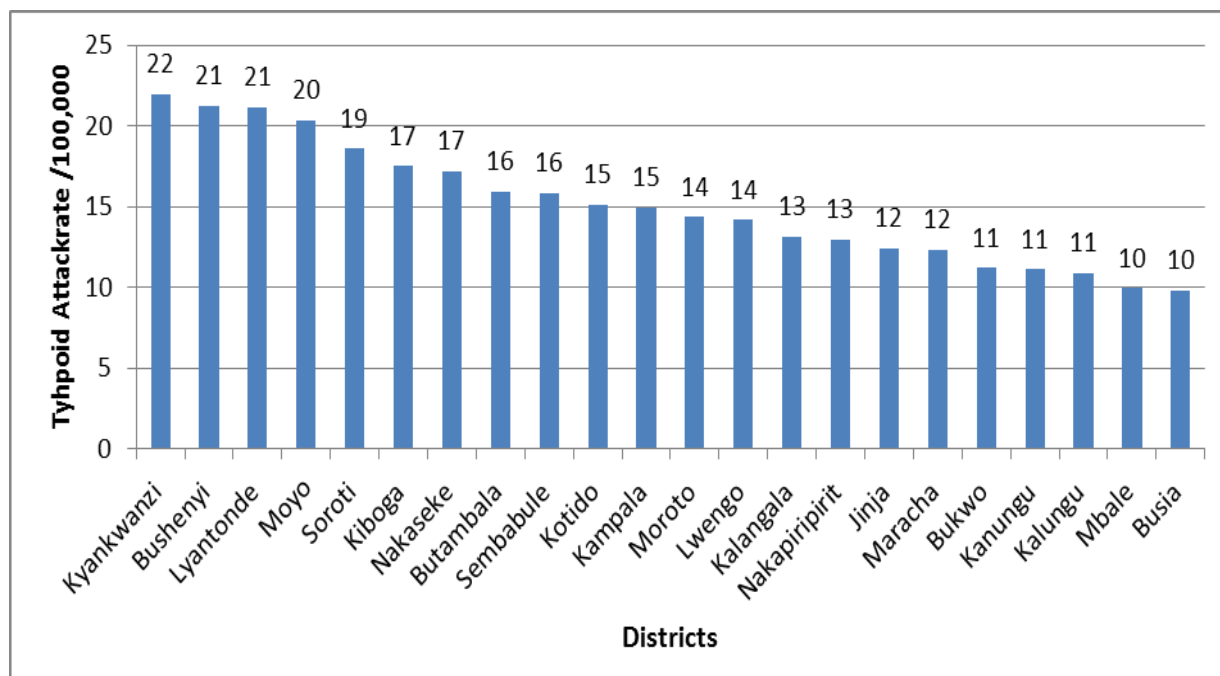


Figure 7: Graph showing Districts with Typhoid fever Attack Rate of $\geq 10/100,000$ in Week 50 of 2016

Influenza: In week 50 of 2016, 29 samples were received and processed by the Walter Reed Influenza Surveillance Project, 10.3 % (3/29) of which tested positive for Influenza subtype B.

AFP: There was a total of 10 AFP cases reported during this week compared to 16 cases reported during the previous week.

The Non-polio AFP rate is 3.54/100,000 children 0 – 14 years compared to Non-polio AFP rate of 2.78/100,000 children 0 – 14 years for the corresponding week of 2015. The adequate samples collection rate is 90.22% compared to 89.92% for the corresponding week of 2015. NPENT rate is 9.31% compared to 14.50% for the corresponding week of 2015.

Only one district, Buhweju, has not yet reported at least one AFP case this year (Still silent).

A discrepancy between the EPI lab and HMIS mTrac reporting

This week, only two (2) cases of suspected AFP were captured by the HMIS reporting via mTrac, yet up to ten (10) cases were submitted for investigation at the EPI lab. This reminds all District Health Officers to make sure that their districts strengthen and improve the weekly surveillance reporting.

Neonatal Tetanus: In Week 50 of 2016, one (1) suspected case of NNT was reported from Hoima district with no NNT related death.

Maternal and Perinatal deaths: Three (3) maternal deaths were reported from two districts; Apac (1) and Soroti (2) while eight (8) perinatal deaths from 4 districts were reported in Week 50 of 2016. Important to note is that nationally, the lowest numbers of maternal and perinatal death have been reported in this week since the beginning of the year. The summaries for week 50, 2016 are as shown in table 2 below;

Table 2: Summary table of Maternal and Perinatal deaths in Week 50, 2016

District	Facility	Maternal deaths	Perinatal deaths
Apac	Apac Hospital	1	1
Bushenyi	Kiu Teaching Hospital	0	4
Soroti	Soroti Regional Referral Hospital	2	2
Wakiso	Kisubi Hospital	0	1

Summary table for epidemiological reports received for Week 50 (12th – 18th December 2016)
(Numbers in brackets indicate deaths)

District	% HU Reporting	AFP	AEIs	Animal Bites	Bacterial Meningitis	Cholera	Dysentery	Guinea Worm	Malaria	Measles	NNT	Plague	Presumptive MDR TB	Typhoid Fever
Abim	90	0	0	0	0	0	5(0)	0	403(0)	0	0	0	0	0
Adjumani	77.1	0	0	2(0)	0	0	25(0)	0	3,477(2)	0	0	0	1(0)	0
Agago	76.9	0	0	4(0)	0	0	17(0)	0	1,163(1)	0	0	0	0	7(0)
Alebtong	80	0	0	0	0	0	2(0)	0	535(0)	0	0	0	0	1(0)
Amolatar	100	0	0	0	0	0	4(0)	0	745(0)	0	0	0	0	5(0)
Amudat	71.4	0	0	0	0	0	1(0)	0	40(0)	0	0	0	0	0
Amuria	84.6	0	0	0	0	0	1(0)	0	2,270(0)	0	0	0	0	3(0)
Amuru	71.9	0	0	0	0	0	90(0)	0	3,353(0)	0	0	0	0	1(0)
Apac	78.4	0	0	2(0)	0	0	0	0	4,056(0)	0	0	0	0	0
Arua	76	0	0	5(0)	0	0	22(0)	0	4,643(1)	0	0	0	3(0)	59(0)
Budaka	86.7	0	0	0	0	0	2(0)	0	718(0)	0	0	0	0	0
Bududa	86.7	0	0	1(0)	0	0	2(0)	0	589(0)	0	0	0	0	0
Bugiri	58	0	0	0	0	0	3(0)	0	1,323(0)	0	0	0	0	23(0)
Buhweju	94.1	0	0	0	0	0	1(0)	0	174(0)	0	0	0	0	0
Buikwe	83.6	0	0	1(1)	0	0	20(0)	0	2,441(0)	2(0)	0	0	0	25(0)
Bukedea	68.8	0	0	0	0	0	0	0	481(0)	0	0	0	0	1(0)
Bukomansim bi	100	0	0	0	0	0	0	0	1,000(0)	0	0	0	0	7(0)
Bukwo	100	0	0	1(0)	0	0	7(0)	0	190(0)	0	0	0	0	10(0)
Bulambuli	78.9	0	0	1(0)	0	0	0	0	323(0)	0	0	0	0	0
Buliisa	91.7	0	0	0	0	0	5(0)	0	475(0)	1(0)	0	0	0	4(0)
Bundibugyo	93.3	0	0	3(0)	0	0	16(0)	0	2,324(0)	0	0	0	0	15(0)
Bushenyi	86.8	0	0	4(0)	0	0	3(0)	0	1,039(0)	0	0	0	0	50(0)
Busia	79.3	0	0	0	0	0	2(0)	0	2,346(0)	0	0	0	0	32(0)
Butaleja	58.3	0	0	0	0	0	2(0)	0	681(0)	0	0	0	0	2(0)
Butambala	100	0	0	3(0)	0	0	1(0)	0	1,500(0)	0	0	0	0	16(0)
Buvuma	72.7	0	0	3(0)	0	0	7(0)	0	307(0)	1(0)	0	0	0	4(0)
Buyende	72.7	0	0	0	0	0	10(0)	0	779(0)	0	0	0	0	0
Dokolo	100	0	0	1(0)	0	0	5(0)	0	691(0)	2(0)	0	0	0	5(0)
Gomba	100	0	0	1(0)	0	0	1(0)	0	1,094(0)	0	0	0	0	0
Gulu	73.3	0	0	2(0)	0	0	26(0)	0	3,697(0)	1(0)	0	0	0	29(0)
Hoima	36.5	0	0	13(0)	0	0	23(0)	0	1,597(0)	1(0)	1(0)	0	0	35(0)
Ibanda	84.8	0	0	0	0	0	0	0	2,734(0)	0	0	0	0	3(0)

Iganga	53.6	0	0	2(0)	0	0	3(0)	0	2,441(3)	0	0	0	0	9(0)
Isingiro	91.4	0	0	4(0)	0	0	0	0	5,047(0)	0	0	0	0	16(0)
Jinja	64.1	0	0	13(0)	0	0	9(0)	0	3,172(1)	0	0	0	0	58(0)
Kaabong	70.4	0	0	0	0	0	4(0)	0	458(0)	0	0	0	0	0
Kabale	95.2	0	0	7(0)	0	0	0	0	361(0)	0	0	0	0	1(0)
Kabarole	59.2	0	0	1(0)	0	0	1(0)	0	1,353(0)	0	0	0	0	1(0)
Kaberamaido	52	0	0	0	0	0	6(0)	1 (0)	663(0)	0	0	0	0	6(0)
Kagadi	45.2	0	0	0	0	0	0	0	204(0)	0	0	0	0	2(0)
Kakumiro	62.1	0	0	1(0)	0	0	3(0)	0	689(0)	0	0	0	0	26(0)
Kalangala	64.7	0	0	0	0	0	10(0)	0	451(0)	0	0	0	0	7(0)
Kaliro	71.4	0	0	0	0	0	4(0)	0	1,244(0)	0	0	0	0	7(0)
Kalungu	82.1	0	0	7(0)	0	0	3(0)	0	1,231(0)	1(0)	0	0	0	20(0)
Kampala	32.2	0	0	44(0)	2(0)	0	24(0)	0	1,068(0)	6(0)	0	0	0	226(0)
Kamuli	59.3	0	0	1(0)	0	0	0	0	3,130(0)	0	0	0	0	12(0)
Kamwenge	68	0	0	3(0)	0	0	3(0)	0	3,907(1)	0	0	0	0	7(0)
Kanungu	79.2	0	0	0	0	0	1(0)	0	1,235(0)	1(0)	0	0	0	28(0)
Kapchorwa	95	0	0	0	0	0	4(0)	0	283(0)	0	0	0	0	2(0)
Kasese	90.6	0	0	4(0)	0	0	14(0)	0	5,302(1)	0	0	0	0	4(0)
Katakwi	76.9	0	0	5(0)	0	0	0	0	278(0)	0	0	0	0	0
Kayunga	82.1	0	0	3(0)	0	0	7(0)	0	1,928(0)	0	0	0	0	1(0)
Kibaale	100	0	0	1(0)	0	0	0	0	996(0)	0	0	0	0	22(0)
Kiboga	78.1	0	0	1(0)	0	0	3(0)	0	705(0)	0	0	0	0	26(0)
Kibuku	93.3	0	0	1(0)	0	0	1(0)	0	283(0)	1(0)	0	0	0	0
Kiruhura	86	0	0	5(0)	0	0	9(0)	0	1,881(0)	0	0	0	0	3(0)
Kiryandongo	84.6	0	0	0	0	0	4(0)	0	1,443(0)	0	0	0	0	10(0)
Kisoro	85.7	0	0	2(0)	0	0	1(0)	0	189(0)	0	0	0	0	9(0)
Kitgum	65.6	0	0	7(0)	0	0	16(0)	0	2,101(0)	0	0	0	1(0)	7(0)
Koboko	100	0	0	5(0)	0	0	2(0)	0	1,681(1)	0	0	0	5(0)	0
Kole	90.9	0	0	0	0	0	1(0)	0	1,119(0)	0	0	0	0	0
Kotido	84.2	0	0	7(0)	0	0	15(0)	0	908(0)	0	0	0	0	27(0)
Kumi	58.6	0	0	0	0	0	0	0	796(0)	0	0	0	0	13(0)
Kween	100	0	0	4(0)	0	0	2(0)	0	513(0)	0	0	0	0	1(0)
Kyankwanzi	60	0	0	1(0)	0	0	1(0)	0	567(0)	0	0	0	0	47(0)
Kyegegwa	93.3	0	0	1(0)	0	0	0	0	2,136(2)	0	0	0	0	1(0)
Kyenjojo	70.2	0	0	9(0)	0	0	3(0)	0	2,095(0)	0	0	0	0	15(0)
Lamwo	81	0	0	0	0	0	1(0)	0	1,619(0)	0	0	0	0	0
Lira	100	0	0	0	0	0	19(0)	0	1,569(2)	0	0	0	0	5(0)
Luuka	80.6	0	0	0	0	0	0	0	2,081(0)	0	0	0	0	2(0)
Luwero	70.3	0	0	0	0	0	3(0)	0	1,339(1)	1 (0)	0	0	0	19(0)
Lwengo	100	0	0	2(0)	0	0	1(0)	0	2,599(0)	0	0	0	0	39(0)

Lyantonde	66.7	0	0	0	0	0	1(0)	0	863(0)	0	0	0	0	20(0)
Manafwa	83.3	0	0	0	0	0	2(0)	0	1,403(0)	0	0	0	0	12(0)
Maracha	93.3	0	0	2(0)	0	0	10(0)	0	1,077(0)	3(0)	0	0	0	23(0)
Masaka	87.2	0	0	1(0)	0	0	4(0)	0	1,731(0)	1(0)	0	0	0	3(0)
Masindi	65.1	0	0	8(0)	0	0	2(0)	0	1,105(0)	0	0	0	0	5(0)
Mayuge	78.3	0	0	0	0	0	6(0)	0	3,055(0)	1(0)	0	0	0	17(0)
Mbale	94.8	0	0	2(0)	0	0	5(0)	0	2,082(0)	0	0	0	1(0)	49(0)
Mbarara	85.3	0	0	3(0)	0	0	3(0)	0	1,241(0)	0	0	0	0	27(0)
Mitooma	100	0	0	0	0	0	0	0	1,602(0)	0	0	0	0	15(0)
Mityana	72.9	0	0	8(0)	0	0	7(0)	0	2,584(0)	0	0	0	0	17(0)
Moroto	81.3	0	0	12(0)	0	0	17(0)	0	383(0)	0	0	0	0	15(0)
Moyo	92.9	0	0	1(0)	0	0	25(0)	0	3,490(0)	0	0	0	0	28(0)
Mpigi	97.5	0	0	1(0)	0	0	3(0)	0	1,379(0)	0	0	0	0	19(0)
Mubende	75.3	0	0	3(0)	0	0	20(0)	0	5,223(1)	4(0)	0	0	1(0)	47(0)
Mukono	78.8	0	0	4(0)	0	0	11(0)	0	2,354(0)	1(0)	0	0	0	48(0)
Nakapiripirit	82.4	0	0	2(0)	0	0	12(0)	0	953(0)	0	0	0	0	22(0)
Nakaseke	91.7	0	0	2(0)	0	0	5(0)	0	690(0)	0	0	0	0	34(0)
Nakasongola	62.9	0	0	0	0	0	8(0)	0	1,020(0)	0	0	0	0	0
Namayingo	87.5	0	0	1(0)	0	11(0)	15(0)	0	2,823(0)	0	0	0	0	8(0)
Namutumba	87.9	0	0	1(0)	0	0	6(0)	0	2,199(0)	1(0)	0	0	0	2(0)
Napak	71.4	0	0	0	0	0	10(0)	0	499(0)	0	0	0	0	0
Nebbi	88.4	0	0	3(0)	0	0	26(0)	0	2,319(1)	1(0)	0	0	1(0)	7(0)
Ngora	100	0	0	0	0	0	1(0)	0	2,062(0)	0	0	0	0	0
Ntoroko	66.7	0	0	0	0	0	3(0)	0	252(0)	0	0	0	0	0
Ntungamo	73.5	0	0	8(0)	0	0	0	0	3,852(0)	0	0	0	0	8(0)
Nwoya	100	0	0	0	0	0	0	0	1,663(0)	0	0	0	0	0
Omoro	64.3	0	0	0	0	0	7(0)	0	1,845(1)	0	0	0	0	4(0)
Otuke	76.5	0	0	1(0)	0	0	1(0)	0	642(0)	0	0	0	0	2(0)
Oyam	100	0	0	13(0)	0	0	7(0)	0	3,794(4)	0	0	0	0	27(0)
Pader	66.7	0	0	0	0	0	27(0)	0	2,034(0)	0	0	0	0	4(0)
Pallisa	75.8	0	0	1(0)	0	0	6(0)	0	1,716(0)	0	0	0	0	8(0)
Rakai	58.3	0	0	9(0)	0	0	9(0)	0	6,635(0)	0	0	0	0	25(0)
Rubanda	100	0	0	1(0)	0	0	0	0	110(3)	0	0	0	0	0
Rubirizi	100	0	0	0	0	0	0	0	513(0)	0	0	0	0	1(0)
Rukungiri	75.3	0	0	6(0)	0	0	0	0	1,701(0)	0	0	0	0	0
Sembabule	100	0	0	5(0)	0	0	12(0)	0	2,862(0)	0	0	0	0	45(0)
Serere	90.5	0	0	0	0	0	3(0)	0	1,358(0)	0	0	0	0	1(0)
Sheema	97.1	0	0	0	0	0	0	0	1,044(0)	0	0	0	0	0
Sironko	86.7	0	0	2(0)	0	0	1(0)	0	1,516(0)	0	0	0	0	0
Soroti	74.3	0	0	3(0)	0	0	12(0)	0	2,417(0)	3(0)	0	0	0	47(0)

Tororo	68.1	0	0	2(0)	0	0	2(0)	0	926(0)	0	0	0	0	2(0)
Wakiso	52	0	0	1(0)	0	0	13(0)	0	2,724(1)	6(0)	0	0	0	43(0)
Yumbe	90	0	0	9(0)	0	0	22(0)	0	5,087(1)	0	0	0	0	5(0)
Zombo	100	0	0	1(0)	1(0)	0	20(0)	0	1,420(0)	2(0)	0	0	1	5(0)
National	80.4	10	0	304		1	825	0	194501	41	1	0	14	1661
		(0)	(0)	(1)	3(0)	(0)	(0)	(0)	(28)	(0)	(0)	(0)	(0)	(0)

Key: Yellow: 100% reporting, Green: 80-99% reporting, Red: Below 80% reporting

HU= Health Units, **AFP**=Acute Flaccid Paralysis, **AEIs**= Adverse Events following Immunization, **NNT**=Neonatal Tetanus, **MDR TB**= Multi-Drug Resistant Tuberculosis, **NR** =Not Reported

Compiled by the Epidemiological Surveillance Division, Ministry of Health

Editorial: Dr. I. Nabukenya, Mr. J. Kissa, Dr. C.Kihembo, J. Nguna, Dr. B. Masiira, , Dr. M. Musenero, Mr. M. Mugagga, Dr. J. Wamala, Dr. R. Musoke, Dr. J. Sekajugo, Mr. N. Natseri, Dr. E. Katushabe , Dr. M. Nanyunja

Founders: Dr. J. Kamugisha (RIP), Dr. J. Wanyana, Dr. M. Lamunu, Dr. C. Mugero, Dr. N Ndayimirigye, Mr. L. Luswa (RIP), Dr. N. Bakyaaita, Mr. M. Mugagga

For comments please contact: The Epidemiological Surveillance Division - MoH; P.O BOX 7272 Kampala, Tel: 0414-340874/0414-345108;
Email: esd@health.go.ug or esduganda@yahoo.co.uk