



Ministry of Health Uganda

Weekly Epidemiological Bulletin

Epidemiological Week 43

24th – 30th October 2016

Highlights of the Week

- ☞ Investigations of undiagnosed illness in Kagadi district ongoing
- ☞ Uganda maintains the target 80% of all health facilities reporting. No district with $\leq 40\%$ of their health facilities reporting.

Table 1: Summary table of the priority disease and events in Week 43, 2016

Indicator	Week 43 2015	Week 42 2016	Week 43 2016
% of Districts reporting (n=112)	100	100	100
% of Health facilities reporting	55	84.6	86.3
Priority diseases	Cases (deaths)	Cases (deaths)	Cases (deaths)
AFP	1(0)	20(0)	19(0)
Animal bites	169(0)	297(3)	314(1)
Cholera	0(0)	11(0)	7(0)
Dysentery	700(1)	917(2)	941(5)
Guinea Worm	0(0)	0(0)	0(0)
Malaria	79665(36)	204048(45)	223508(48)
Measles	118(0)	64(0)	82(0)
Bacterial Meningitis	6(3)	9(2)	9(2)
NNT	1(0)	1(0)	0(0)
Plague	1(0)	0(0)	0(0)
Typhoid	1093(0)	1876(4)	1955(1)
MDR TB	4(1)	11(1)	6(1)
Human Influenza samples (lab confirmed/Samples tested)	-	-	-

Completeness of Reporting

In Week 43 of 2016, the proportion of health facilities that reported this week was 86.3% which signifies a 56.9% increase in reporting rate as comparison to the same week in 2015. Since week 1 of 2016, there has been a steady national reporting rate of 80% and above. Only 24.1% (28/116) districts had 100% of their health facilities reporting and 71.6% (83/116) of the districts achieved the national target of 80%. No district had $\leq 40\%$ of its health facilities reporting this week. The district level performances in Week 43 have been presented in the figures below;

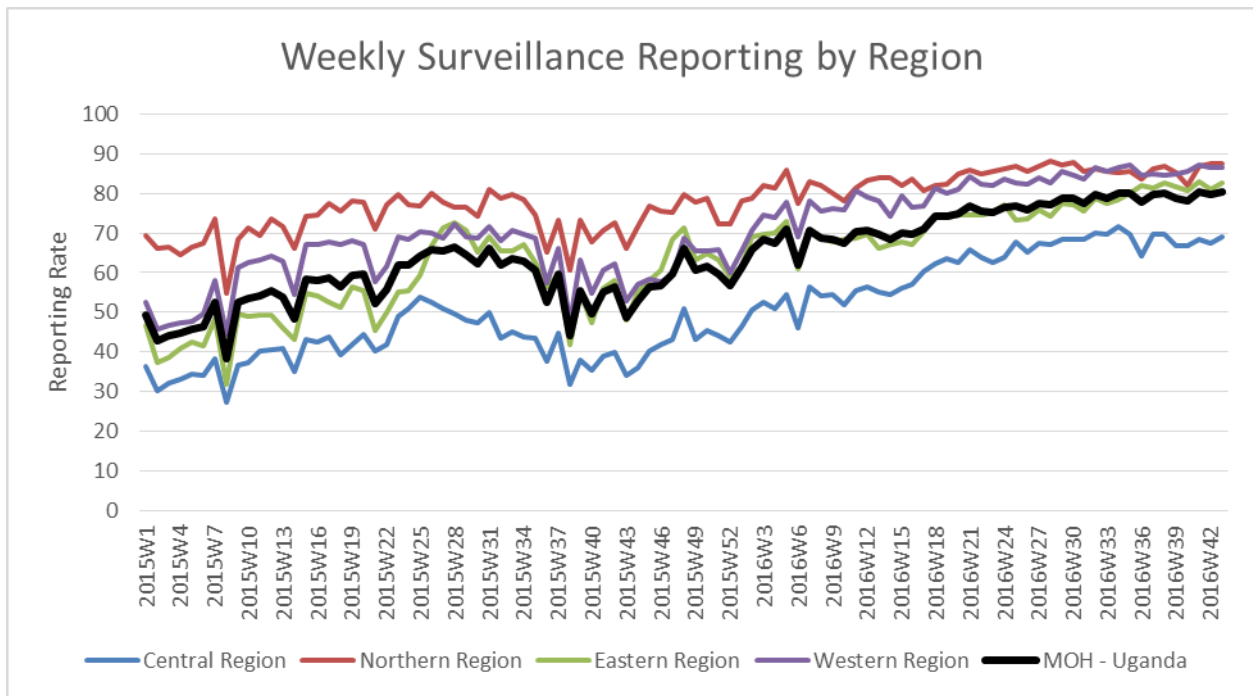


Figure 1: Figure showing weekly surveillance reporting rates by region in Week 43, 2016

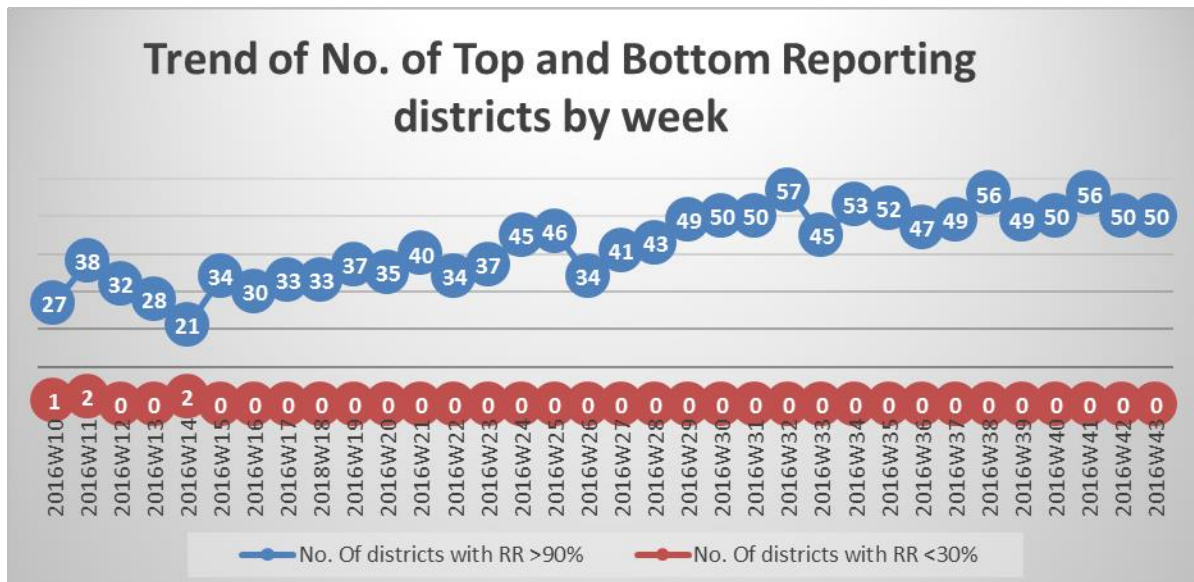


Figure 2: Figure showing trend of top and bottom reporting in Week 43, 2016

Disease outbreaks

Cholera: In Week 43 of 2016, a total of seven (7) suspected Cholera cases were reported from two districts; Amuru 6, and Mbale 1, with no Cholera related deaths reported.

Malaria: A total of 223,508 cases of Malaria with 48 deaths were reported in Week 43 (CFR 0.02%). The malaria cases reported this week represent a 9.5% increase in comparison to the previous week. Most malaria epidemic districts in Northern Uganda are still above the respective malaria normal channels.

Measles: In Week 43 of 2016, a total of 82 suspected cases of Measles were reported from 29 districts with no measles related death.

Nationally, the annualised rate (Non-measles febrile rash illness rate) of 4.58 suspected measles investigated per 100,000 population has been attained way above the minimum required rate of 2/100,000 population. 102/112 districts have investigated at least one suspected measles case making it 91.07% while 12 out of 112 (8.93%) districts are still silent. As of week 43, 1380 suspected measles cases were reported since the beginning of the year. These were reported from 101 districts. The proportion of cases with measles positive IgM is 119 (8.0%) and 9 (0.7%) are epidemiologically linked. 42/100 districts reporting measles cases have had at least one positive IgM case. There was no Measles outbreak during the week.

Undiagnosed illness in Kagadi district:

On November 7, 2016, the ESD/EOC received an alert from the Red Cross field office in Kagadi hospital regarding a family cluster of deaths. On November 4, 2016, a family of 12 from Kisegu village, Kikonda Parish, Kiryanga Sub County in Kagadi District, reportedly slaughtered and ate a pig that had died due to unknown causes. Within three days, 9 cases had been reported, including 3 deaths, within the same family cluster. Laboratory testing at the UVRI, for blood specimens obtained from cases currently on isolation indicated that all cases were negative for Ebola, Marburg, CCHF, RVF and Sosuga viruses by PCR. Arbovirology testing indicated that the cases were negative for Dengue Fever, Chikungunya and West Nile Viruses. A multidisciplinary team is still carrying out investigation activities.

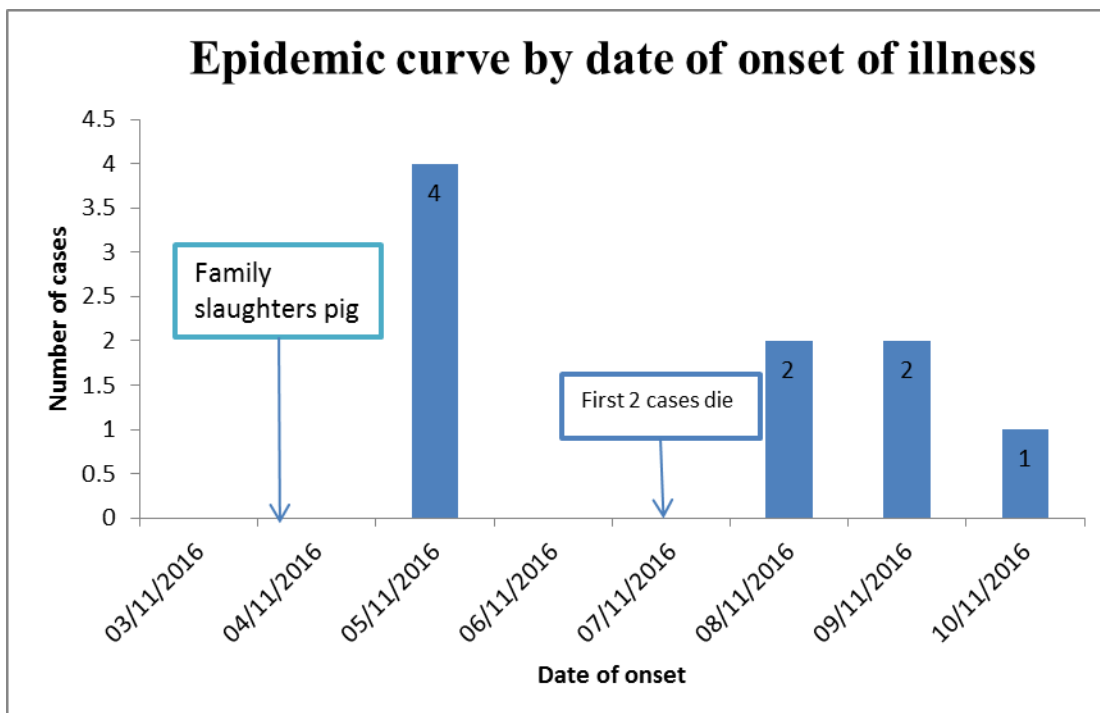


Figure 3: Figure showing an epidemic curve by date of onset of illness in Kagadi district in Week 43, 2016

Typhoid fever: In Week 43 of 2016, 1955 cases of suspected Typhoid fever were reported from 95 districts with 70/95 districts being above the threshold of 5 cases. One (1) Typhoid related death was reported from Maracha district this week. Similar to last week, Lyantonde and Kotido districts reported the highest attack rates in this week.

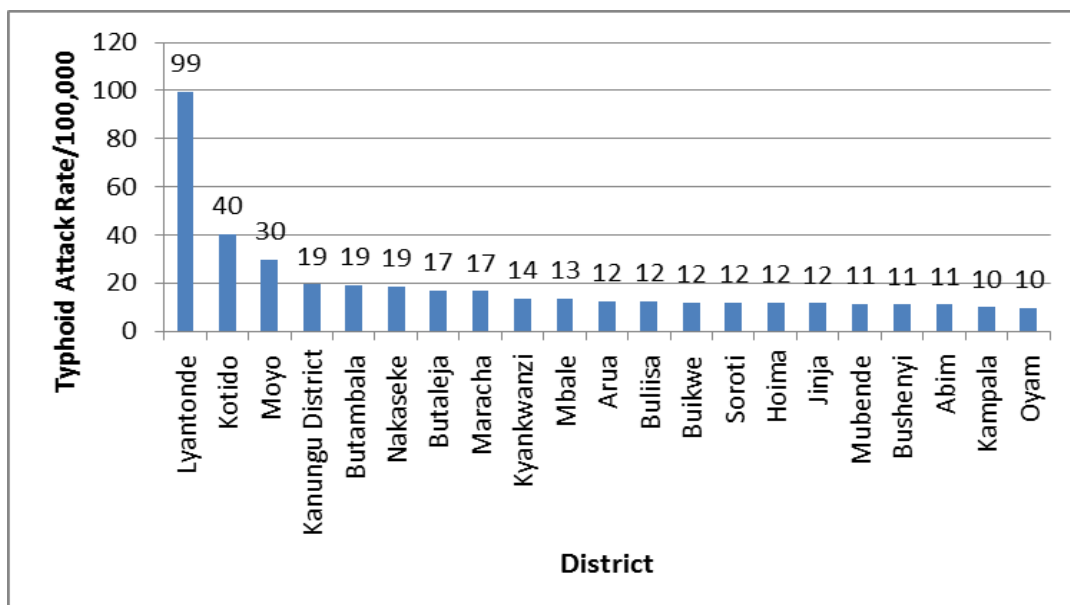


Figure 4: Graph showing Districts with Typhoid fever Attack Rate of $\geq 10/100,000$ in Week 43 of 2016

Influenza: There were 24 samples received and processed by the Walter Reed Influenza Surveillance Project. All the samples tested negative for Influenza.

AFP: There was a total of 19 AFP cases were reported during this week compared to 7 cases reported during the previous week.

The Non-polio AFP rate is 3.24/100,000 children 0 – 14 years compared to Non-polio AFP rate of 2.66/100,000 children 0 – 14 years for the corresponding week of 2015. The adequate samples collection rate is 90.15% compared to 87.87% for the corresponding week of 2015. NPENT rate is 9.29% compared to 15.56% for the corresponding week of 2015.

111 districts have detected and investigated at least one AFP case. Only one district, Buhweju, has not yet reported at least one AFP case this year (still silent).

A discrepancy between the EPI lab and HMIS mTrac reporting

This week, seven (7) cases of suspected AFP were captured by the HMIS reporting via mTrac, yet up to 19 cases were submitted for investigation at the EPI lab. This calls for districts to further strengthen and improve the weekly surveillance reporting.

Neonatal Tetanus: No suspected cases of NNT were reported in Week 43 of 2016.

Maternal and Perinatal deaths: A total of eleven (11) Maternal deaths were reported from 9 districts while thirty two (32) Perinatal deaths from 12 districts were reported in Week 43 of 2016 as shown in table 2 below;

Table 2: Summary table of Maternal and Perinatal deaths in Week 43, 2016

District	Facility	Maternal Deaths	Perinatal Deaths
Adjumani	Adjumani General Hospital	1	1
Ngora	Ngora HC III	0	1
Hoima	Hoima Regional Referral Hospital	3	4
Koboko	Koboko General Hospital	1	1
Bundibugyo	Gadafi Medical Centre HC II	0	1
Yumbe	Yumbe General Hospital	0	3
Jinja	Jinja Regional Referral Hospital	1	9
Bugiri	Bugiri General Hospital	1	2
Mbarara	Mbarara Regional Referral Hospital	1	6
Bushenyi	Kiu Teaching Hospital	0	2
Kanungu	Kambuga General Hospital	1	0
Arua	Arua Regional Referral Hospital	1	1
Nebbi	Nebbi General Hospital	0	1
Kampala	Mengo General Hospital	1	0

Summary table for epidemiological reports received for Week 43 (24th – 30th October 2016)

(Numbers in brackets indicate deaths)

District	% HU Reporting	AFP	AEIs	Animal Bites	Bacterial Meningitis	Cholera	Dysentery	Guinea Worm	Malaria	Measles	NNT	Plague	Presumptive MDR TB	Typhoid Fever
Abim	65	0	0	0	0	0	5(0)	0	671(0)	0	0	0	0	12(0)
Adjumani	88.6	0	0	1(0)	0	0	33(0)	0	3,905(2)	0	0	0	0	0
Agago	88.6	0	0	0	0	0	14(0)	0	5,688(0)	0	0	0	0	3(0)
Alebtong	88.9	0	0	0	0	0	3(0)	0	1,532(0)	0	0	0	0	11(0)
Amolatar	100	0	0	0	0	0	11(0)	0	1,031(0)	0	0	0	0	6(0)
Amudat	100	0	0	0	0	0	6(0)	0	228(0)	2(0)	0	0	0	0
Amuria	87.2	0	0	7(0)	0	0	4(0)	0	3,406(0)	0	0	0	0	0
Amuru	84.4	0	0	1(0)	0	6(0)	15(0)	0	4,192(0)	0	0	0	0	5(0)
Apac	89.2	0	0	5(0)	0	0	0	0	5,264(3)	1(0)	0	0	0	0
Arua	74	0	0	5(0)	0	0	59(0)	0	7,247(1)	0	0	0	1(0)	98(0)
Budaka	80	0	0	0	0	0	0	0	940(0)	0	0	0	0	1(0)
Bududa	100	0	0	0	0	0	9(0)	0	948(0)	0	0	0	0	0
Bugiri	76	0	0	1(0)	0	0	12(0)	0	2,136(0)	0	0	0	0	25(0)
Buhweju	88.2	0	0	0	0	0	2(0)	0	139(0)	0	0	0	0	0
Buikwe	88.7	0	0	5(0)	0	0	3(0)	0	1,970(0)	4(0)	0	0	0	52(0)
Bukedea	68.8	0	0	0	0	0	1(0)	0	1,068(0)	0	0	0	0	7(0)
Bukomansimbi	100	0	0	1(0)	0	0	4(0)	0	902(0)	0	0	0	0	9(0)
Bukwo	93.8	0	0	0	0	0	11(0)	0	140(0)	0	0	0	0	1(0)
Bulambuli	94.7	0	0	1(0)	0	0	0	0	687(0)	0	0	0	0	0
Buliisa	90.9	0	0	0	0	0	2(0)	0	970(0)	1(0)	0	0	0	14(0)
Bundibugyo	96.7	0	0	6(0)	0	0	21(0)	0	2,707(0)	0	0	0	0	21(0)
Bushenyi	84.2	0	0	9(0)	0	0	1(0)	0	833(0)	0	0	0	0	26(0)
Busia	93.1	0	0	1(0)	0	0	3(0)	0	2,642(0)	1(0)	0	0	0	6(0)
Butaleja	79.2	0	0	1(0)	0	0	14(0)	0	952(0)	0	0	0	0	41(0)
Butambala	87	0	0	2(0)	0	0	2(0)	0	701(0)	0	0	0	0	19(0)
Buvuma	90.9	0	1(0)	2(0)	0	0	15(0)	0	324(0)	0	0	0	1(0)	3(0)
Buyende	86.4	0	0	0	0	0	0	0	1,001(0)	1(0)	0	0	0	0
Dokolo	100	0	0	0	0	0	7(0)	0	1,358(0)	0	0	0	0	4(0)
Gomba	94.7	0	0	0	0	0	0	0	801(0)	0	0	0	0	0
Gulu	71.7	0	0	2(0)	0	0	17	0	3,814(1)	0	0	0	0	31(0)

					(1)		(0)							
Hoima	57.6	0	0	14(0)	0	0	36(0)	0	2,497(3)	1(0)	0	0	0	68(0)
Ibanda	100	0	0	1(0)	0	0	1(0)	0	2,904(0)	0	0	0	0	4(0)
Iganga	67.9	0	0	1(0)	0	0	3(0)	0	3,164(0)	0	0	0	0	3(0)
Isingiro	94.3	0	0	0	0	0	2(0)	0	2,881(0)	0	0	0	0	32(0)
Jinja	87.2	8(0)	0	8(0)	0	0	13(0)	0	3,996(3)	0	0	0	0	54(0)
Kaabong	77.8	0	0	6(0)	0	0	10(0)	0	1,771(0)	0	0	0	0	15(0)
Kabale	97.6	0	0	4(0)	0	0	1(0)	0	233(0)	0	0	0	0	3(0)
Kabarole	60.6	0	0	1(0)	0	0	2(0)	0	1,522(0)	2(0)	0	0	0	8(0)
Kaberamaido	72	0	0	6(0)	0	0	2(0)	0	1,272(0)	0	0	0	0	1(0)
Kagadi	67.7	0	0	0	0	0	0	0	1,205(0)	0	0	0	0	25(0)
Kakumiro	72.4	0	0	0	0	0	1(0)	0	81(0)	0	0	0	0	3(0)
Kalangala	64.7	0	0	0	0	0	3(0)	0	54(0)	0	0	0	0	5(0)
Kaliro	85.7	0	0	0	0	0	2(0)	0	1,399(0)	0	0	0	0	13(0)
Kalungu	82.1	0	0	0	0	0	2(0)	0	824(0)	0	0	0	0	16(0)
Kampala	47	0	0	38(0)	1(0)	0	9(0)	0	2,236(0)	5(0)	0	0	1(0)	151(0)
Kamuli	66.1	0	0	3(0)	0	0	6(0)	0	4,803(2)	0	0	0	0	37(0)
Kamwenge	81.8	0	0	6(0)	0	0	1(0)	0	2,547(1)	0	0	0	0	15(0)
Kanungu	87.5	0	0	3(0)	0	0	0	0	1,065(0)	0	0	0	0	49(0)
Kapchorwa	90	0	0	0	0	0	8(0)	0	520(0)	0	0	0	0	0
Kasese	91.5	0	0	6(0)	0	0	19(0)	0	4,924(1)	0	0	0	0	8(0)
Katakwi	80.8	0	0	0	0	0	0	0	346(1)	0	0	0	0	0
Kayunga	92.9	0	0	1(0)	0	0	20(0)	0	1,330(0)	0	0	0	0	4(0)
Kibaale	100	0	0	2(0)	0	0	2(0)	0	809(1)	0	0	0	0	38(0)
Kiboga	84.4	0	1(0)	4(0)	0	0	1(0)	0	765(0)	2(0)	0	0	0	14(0)
Kibuku	100	0	0	2(0)	0	0	3(0)	0	417(0)	2(0)	0	0	0	0
Kiruhura	100	0	0	6(0)	1(0)	0	3(0)	0	1,342(0)	0	0	0	1(0)	12(0)
Kiryandongo	88.5	0	1(0)	4(0)	0	0	10(0)	0	1,996(3)	0	0	0	0	20(0)
Kisoro	89.7	0	1(0)	0	0	0	4(0)	0	141(0)	0	0	0	0	4(0)
Kitgum	81.3	0	0	1(0)	0	0	14(0)	0	4,282(1)	0	0	0	0	13(0)
Koboko	100	0	0	0	0	0	8(3)	0	2,185(1)	0	0	0	0	0
Kole	100	0	0	0	0	0	0	0	2,225(0)	0	0	0	0	0
Kotido	73.7	0	0	11(0)	0	0	35(0)	0	1,828(0)	0	0	0	1(0)	72(0)
Kumi	55.6	0	0	1(0)	0	0	1(0)	0	871(0)	0	0	0	0	12(0)
Kween	95.8	0	0	0	0	0	4(0)	0	587(0)	0	0	0	0	1(0)
Kyankwanzi	92	0	0	0	0	0	6(0)	0	556(0)	5(0)	0	0	0	29(0)

Kyegegwa	100	0	0	0	0	0	1(0)	0	2,375(2)	0	0	0	0	1(0)
Kyenjojo	83	0	0	0	0	0	5(0)	0	2,809(0)	0	0	0	0	10(0)
Lamwo	100	0	0	1(0)	0	0	0	0	4,676(0)	0	0	0	0	0
Lira	100	0	0	9(0)	0	0	13(0)	0	2,449(2)	0	0	0	0	13(0)
Luuka	77.4	0	0	0	0	0	0	0	910(0)	0	0	0	0	0
Luwero	83.8	0	0	7(0)	0	0	6(0)	0	1,456(0)	0	0	0	0	26(0)
Lwengo	100	0	0	0	0	0	2(0)	0	1,468(1)	2(0)	0	0	0	13(0)
Lyantonde	63.3	0	0	1(0)	0	0	1(0)	0	640(0)	0	0	0	0	94(0)
Manafwa	91.7	0	0	0	0	0	3(0)	0	602(0)	0	0	0	0	22(0)
Maracha	100	0	0	1(0)	0	0	7(0)	0	2,228(2)	0	0	0	0	31(1)
Masaka	59	0	0	3(0)	0	0	4(0)	0	1,864(0)	1(0)	0	0	0	10(0)
Masindi	74.4	0	0	5(0)	0	0	3(0)	0	1,219(1)	0	0	0	0	10(0)
Mayuge	78.3	0	0	0	0	0	6(0)	0	2,642(0)	5(0)	0	0	0	15(0)
Mbale	98.3	0	0	15(0)	2(1)	1(0)	8(0)	0	2,380(1)	19(0)	0	0	0	66(0)
Mbarara	100	0	0	6(0)	0	0	7(0)	0	1,034(0)	3(0)	0	0	0	24(0)
Mitooma	100	0	0	0	0	0	0	0	1,365(0)	0	0	0	0	5(0)
Mityana	67.8	0	0	5(0)	0	0	4(0)	0	2,091(0)	2(0)	0	0	0	10(0)
Moroto	66.7	0	0	3(0)	0	0	12(0)	0	463(0)	0	0	0	0	4(0)
Moyo	100	0	1(0)	6(1)	0	0	20(0)	0	4,299(0)	3(0)	0	0	0	41(0)
Mpigi	100	0	0	0	0	0	1(0)	0	735(0)	1(0)	0	0	0	11(0)
Mubende	77.9	0	0	8(0)	0	0	31(0)	0	4,281(2)	2(0)	0	0	0	77(0)
Mukono	90.2	0	0	3(0)	2(0)	0	20(1)	0	2,434(0)	0	0	0	0	33(0)
Nakapiripirit	82.4	0	0	4(0)	0	0	27(0)	0	998(0)	0	0	0	0	6(0)
Nakaseke	83.3	0	0	2(0)	0	0	4(0)	0	702(0)	0	0	0	0	37(0)
Nakasongola	85.7	0	0	2(0)	0	0	17(0)	0	1,504(1)	2(0)	0	0	0	10(0)
Namayingo	81.3	0	0	1(0)	0	0	16(1)	0	1,836(0)	0	0	0	0	9(0)
Namutumba	90.9	0	0	0	0	0	3(0)	0	1,831(0)	0	0	0	0	0
Napak	78.6	0	0	0	0	0	9(0)	0	1,137(0)	0	0	0	0	1(0)
Nebbi	100	0	0	8(0)	0	0	37(0)	0	5,213(3)	2(0)	0	0	1(0)	13(0)
Ngora	91.7	0	0	0	0	0	2(0)	0	1,848(0)	0	0	0	0	2(0)
Ntoroko	100	0	0	0	0	0	2(0)	0	157(0)	0	0	0	0(1)	3(0)
Ntungamo	84.1	0	0	9(0)	0	0	0	0	2,412(0)	0	0	0	0	4(0)
Nwoya	100	0	0	1(0)	0	0	3(0)	0	2,051(1)	0	0	0	0	0
Omoro	75	0	0	2(0)	0	0	13(0)	0	3,077(0)	0	0	0	0	10(0)
Otuke	94.1	0	0	0	0	0	2(0)	0	960(0)	0	0	0	0	4(0)
Oyam	100	0	0	2(0)	0	0	11(0)	0	5,776(2)	0	0	0	0	38(0)

Pader	76.9	0	0	4(0)	0	0	16 (0)	0	5,890(0)	0	0	0	0	11(0)
Pallisa	66.7	0	0	1(0)	0	0	2(0)	0	2,420(2)	0	0	0	0	6(0)
Rakai	65.7	0	0	0	0	0	14 (0)	0	4,198(1)	2(0)	0	0	0	22(0)
Rubanda	100	0	0	0	0	0	0	0	56(0)	0	0	0	0	0
Rubirizi	94.7	0	0	0	0	0	1(0)	0	556(0)	0	0	0	0	0
Rukungiri	77.5	0	0	10(0)	0	0	0	0	1,327(0)	0	0	0	0	1(0)
Sembabule	100	0	0	0	0	0	7(0)	0	2,224(0)	0	0	0	0	11(0)
Serere	85.7	0	0	0	0	0	4(0)	0	1,635(0)	2(0)	0	0	0	5(0)
Sheema	97.1	0	0	0	0	0	0	0	360(1)	0	0	0	0	0
Sironko	96.7	0	0	1(0)	0	0	0	0	1,550(1)	0	0	0	0	9(0)
Soroti	80	0	0	1(0)	0	0	4(0)	0	3,546(0)	2(0)	0	0	0	30(0)
Tororo	81.9	0	0	5(0)	0	0	4(0)	0	1,318(0)	1(0)	0	0	0	8(0)
Wakiso	45.4	0	0	1(0)	1(0)	0	12 (0)	0	1,862(0)	5(0)	0	0	0	60(0)
Yumbe	100	0	0	5(0)	1(0)	0	56 (0)	0	3,449(1)	0	0	0	0	8(0)
Zombo	100	0	0	3(0)	1(0)	0	15 (0)	0	1,420(0)	0	0	0	0	7(0)
National	86.3	19 (0)	5 (0)	314 (1)	9(3)	7 (0)	941 (5)	0 (0)	223508 (48)	64 (0)	0 (0)	0 (0)	6 (1)	1955 (1)

Key: Yellow: 100% reporting, Green: 80-99% reporting, Red: Below 80% reporting

HU= Health Units, **AFP**=Acute Flaccid Paralysis, **AEIs**= Adverse Events following Immunization, **NNT**=Neonatal Tetanus, **MDR TB**= Multi-Drug Resistant Tuberculosis, **NR** =Not Reported

Compiled by the Epidemiological Surveillance Division, Ministry of Health

Editorial: Dr. I. Nabukenya, Mr. J. Kissa, Dr. C.Kihembo, J. Nguna, Dr. B. Masiira, , Dr. M. Musenero, Mr. M. Mugagga, Dr. J. Wamala, Dr. I. Makumbi , Dr. R. Musoke, Dr. J. Sekajugo, Mr. N. Natseri, Dr. E. Katushabe , Dr. M. Nanyunja

Founders: Dr. J. Kamugisha (RIP), Dr. J. Wanyana, Dr. M. Lamunu, Dr. C. Mugeru, Dr. N Ndayimirigye, Mr. L. Luswa (RIP), Dr. N. Bakyaita, Mr. M. Mugagga

For comments please contact: The Epidemiological Surveillance Division - MoH; P.O BOX 7272 Kampala, Tel: 0414-340874/0414-345108;
Email: esd@health.go.ug or esduganda@yahoo.co.uk